

Prodigy

FORGING ELEGANCE

OMNIA



Timeless Appeal.
Impeccable Quality.

SINCE
1964

Suggested Retail Prices Effective January 1, 2019



Prodigy

FORGED FROM
SOLID BRASS

For over 55 years, **OMNIA** has manufactured elegant, high-quality door hardware forged from solid brass. The **OMNIA Prodigy** collection continues in this legacy, with enduring beauty, durability and affordability in mind.

Inspired by some of our most popular designs, the **OMNIA Prodigy** selection of styles range from sleek metal to sparkling glass. Five different rose styles and **OMNIA's** gorgeous array of finishes allow for superb customization at an *incomparable* value.



Finishes

All OMNIA Prodigy designs are available in the finishes shown here, unless otherwise noted.



Available Roses

All designs are available in seven OMNIA finishes. Certain configurations are also available in US3A, US5 and US26D.

All roses are concealed screw mounted. Thru-bolted roses for pre-drilled 2 1/8" hole.



Traditional (TD)
2 5/8" diameter



Modern (MD)
2 5/8" diameter



Arched (AR)
2 5/8" W x 3 1/4" H



Rectangular (RT)
2 5/8" W x 3" H



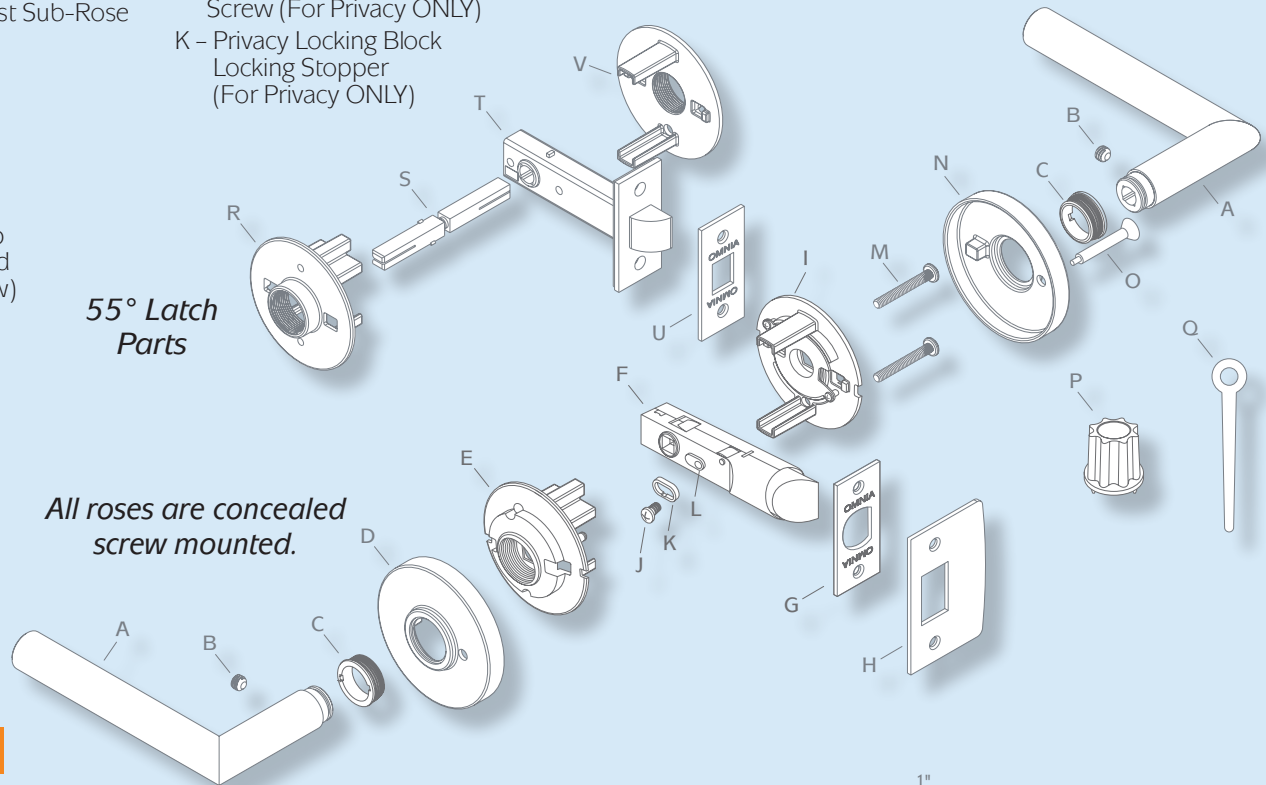
Square (SQ)
2 5/8" square

Latchset Component List

- | | | | |
|----------------------------------|--|--|--|
| A – Door Knob/Lever (2) | G – Tubular Latch Faceplate | L – Privacy Locking Block (For Privacy ONLY) | O – Privacy Locking Pin (For Privacy ONLY) |
| B – Set Screws (2) | H – Tubular Latch Strike Plate | M – Thru-bolts (2) | P – Washer Installation Tool |
| C – Nylon Threaded Washers (2) | I – Metal Spring Assist Sub-Rose | N – Finished Rose | Q – Emergency Release Key |
| D – Finished Rose | J – Privacy Locking Block Machine Screw (For Privacy ONLY) | | |
| E – Metal Spring Assist Sub-Rose | K – Privacy Locking Block Locking Stopper (For Privacy ONLY) | | |
| F – Tubular Latch | | | |

(55° Latch Parts)

- R – Adaptor R
S – Spindle (Teardrop groove positioned towards set screw)
T – Tubular Latch
U – Tubular Latch Faceplate
V – Adaptor V



Product Data

Knob and Lever Latchset

- 2 3/8" (standard) and 2 3/4" backsets available.
- Supplied for both 1 3/8" and 1 3/4" door thickness as standard. The minimum door thickness is 1 1/4"; the maximum door thickness is 2 1/2" (please specify).
- All lever latchsets meet ADA accessibility requirements.

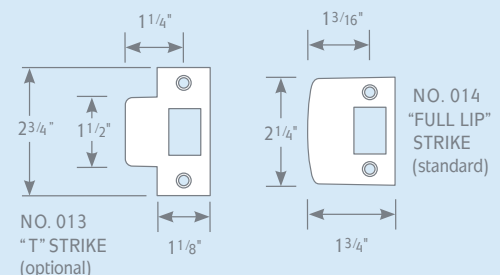
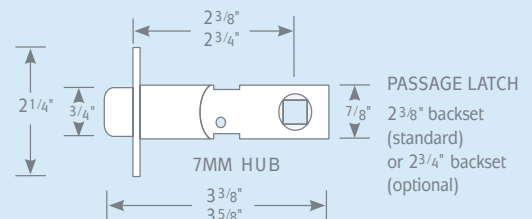
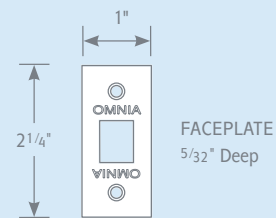
Each set consists of solid brass knobs or levers, thru-bolted rose mechanisms, finished rose covers, latch, strike, faceplate, spindle, all necessary mounting screws, installation template and instructions.

About Our Tubular Latch

- 55° rotation to retract latch. (For Knobs)
- 28° rotation to retract latch. (For Levers)
- Tough, non-rusting materials used throughout. Face covers and strikes are solid brass. No.014 "Full Lip" strike supplied as standard or No.013 "T" strike as an option. (Please specify.)
- For over fifty-five years, OMNIA's latches have been opening and closing millions of doors all around the world.

Functions

- **Passage:** Latch operates by knob or lever from either side of door.
- **Privacy:** Push pin provided for privacy inside room. Emergency release hole for outside room. Emergency release key also provided.
- **Single Dummy:** Trim on one side of door only. Available for surface mounting. Knob or lever with rose.
- **Pair Dummy:** Trim on both sides of door. Knob or lever with thru-bolted or concealed screw rose set.



How to Order

To order your custom PRODIGY parts, make your selection from each column of options shown here to create a Product Code # as illustrated in the examples below.



A - Design	B - Rose Option	C - Latch	D - Strike	E - Function	F - Finish
785 895 912 925 930 434 458 565 935 566 936 955 956	TD Traditional - 673 2 5/8" Dia. MD Modern - 679 2 5/8" Dia. AR Arched - 674 2 5/8" W x 3 1/4" H RT Rectangular - 675 2 5/8" W x 3" H SQ Square - 678 2 9/16" Sq.	2 3/8" Backset (Standard) 238 2 3/4" Backset (Optional) 234	Full Lip (Standard) F - 014 (Optional) T - 013	<p>PA PASSAGE - Latch operates by knob or lever from either side of the door</p> <p>PR PRIVACY - For bathroom or bedroom. Latch operates by knob or lever from either side of the door. Spindle locked by privacy block mechanism on inside rose; emergency release on outside rose.</p> <p>PD PAIR DUMMY - Trim on both sides of door. Knob or lever with thru-bolted or concealed screw rose set.</p> <p>SD SINGLE DUMMY - Trim on one side of door only. Available for surface mounting or thru-bolting. Knob or lever with rose.</p> <p>NOTE: Thru-bolted dummy applications are recommended for commercial use.</p>	3 Polished Brass, Lacquered 3A Polished Brass, Unlacquered* 4 Satin Brass, Lacquered 5 Antique Brass, Lacquered 10B Oil-Rubbed Bronze, Lacquered 14 Polished Nickel Plated, Lacquered 15 Satin Nickel Plated, Lacquered 26 Polished Chrome Plated 26D Satin Chrome Plated** TB Tuscan Bronze, Lacquered

***3A** Only available for 434, 458, 565 & 955 with Traditional rose.

****26D** Only available for 912, 925, 930 & 935 with Modern, Rectangular or Square rose.

EXAMPLE: PASSAGE / PRIVACY LATCHSETS

895 AR / X 238 F . PA 15

A B Levers Only C D E F

Would be Product Order #**895AR/X238F.PA15**

If ordering a 28° latch, please add "X" before the backset.
(Example: 895AR/X238F.PA15)

EXAMPLE: PAIR / SINGLE DUMMY

895 AR / R . SD 15

A B R or L Lever, or Q for Knob† E F

Would be Product Order #**895AR/R.SD15**

If ordering with a knob, please use a "O". (Example: 434AR/O.SD15)
Note, latch and strike options do not apply.

† "R" = Right-Handed Lever
"L" = Left-Handed Lever
"O" = Knob or Pair Dummy

Pricing

PA/PR = Passage/Privacy / Latch operates by knob or lever from either side of door.
PD = Pair Dummy / Trim on both sides of door.
SD = Single Dummy / Trim on one side of door only.

Pricing shown is suggested retail.

TIER 1

		Levers 28° Latch	Knobs 55° Latch
PA/PR	\$151		
PD	\$146		
SD	\$73		
		785	434
		895	458
			565
Any Rose. Any Finish.			

TIER 2

		Knobs 55° Latch
PA/PR	\$161	
PD	\$156	
SD	\$78	
		566
		936
		955
		956
Any Rose. Any Finish.		

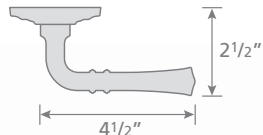
TIER 3

		Levers 28° Latch	Knobs 55° Latch
PA/PR	\$171		
PD	\$166		
SD	\$83		
		912	935
		925	
		930	
Any Rose. Any Finish.			

785



TD



MD



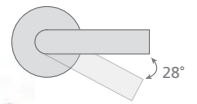
AR



RT



SQ



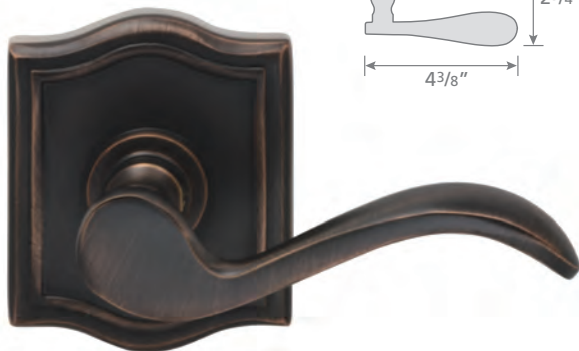
- US3
- US4
- US10B
- US14
- US15
- US26
- TB

28° Latch. Any Rose. Any Finish.

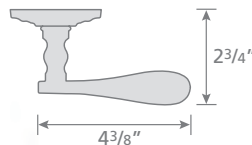
List prices include tariff upcharges.

PA/PR \$151 **PD \$146**
SD \$73

895



AR



MD



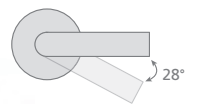
TD



RT



SQ



- US3
- US4
- US10B
- US14
- US15
- US26
- TB

28° Latch. Any Rose. Any Finish.

List prices include tariff upcharges.

PA/PR \$151 **PD \$146**
SD \$73

434



RT MD AR TD SQ

STANDARD: 55° Latch. Any Rose. Any Finish.
 PA/PR **\$151** PD **\$146** SD **\$73**

OPTION: 28° Latch. Any Rose. Any Finish.
 PA/PR **\$171** PD **\$146** SD **\$73**

US3
US3A*
US4
US10B
US14
US15
US26
TB

*US3A only available for TD rose.

List prices include tariff upcharges.

458



TD MD AR RT SQ

STANDARD: 55° Latch. Any Rose. Any Finish.
 PA/PR **\$151** PD **\$146** SD **\$73**

OPTION: 28° Latch. Any Rose. Any Finish.
 PA/PR **\$171** PD **\$146** SD **\$73**

US3
US3A*
US4
US10B
US14
US15
US26
TB

*US3A only available for TD rose.

List prices include tariff upcharges.

565



AR MD TD RT SQ

STANDARD: 55° Latch. Any Rose. Any Finish.
 PA/PR **\$151** PD **\$146** SD **\$73**

OPTION: 28° Latch. Any Rose. Any Finish.
 PA/PR **\$171** PD **\$146** SD **\$73**

US3
US3A*
US4
US10B
US14
US15
US26
TB

*US3A only available for TD rose.

List prices include tariff upcharges.

Matching glass cabinet hardware is available. See page 11.

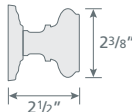
566



TD



MD



AR



RT



SQ

STANDARD: 55° Latch. Any Rose. Any Finish.

PA/PR **\$161**

PD **\$156**
SD **\$78**

OPTION: 28° Latch. Any Rose. Any Finish.

PA/PR **\$181**

PD **\$156**
SD **\$78**

List prices include tariff upcharges.

- US3
- US4
- US5
- US10B
- US14
- US15
- US26

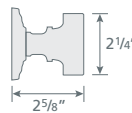
936



MD



TD



STANDARD: 55° Latch. Any Rose. Any Finish.

PA/PR **\$161**

PD **\$156**
SD **\$78**

OPTION: 28° Latch. Any Rose. Any Finish.

PA/PR **\$181**

PD **\$156**
SD **\$78**

List prices include tariff upcharges.

- US3
- US4
- US5
- US10B
- US14
- US15
- US26

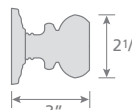
955



TD



MD



STANDARD: 55° Latch. Any Rose. Any Finish.

PA/PR **\$161**

PD **\$156**
SD **\$78**

OPTION: 28° Latch. Any Rose. Any Finish.

PA/PR **\$181**

PD **\$156**
SD **\$78**

List prices include tariff upcharges.

- US3
- US3A*
- US4
- US5
- US10B
- US14
- US15
- US26
- TB

*US3A only available for TD rose.

956



SQ



MD



STANDARD: 55° Latch. Any Rose. Any Finish.

PA/PR **\$161**

PD **\$156**
SD **\$78**

OPTION: 28° Latch. Any Rose. Any Finish.


PA/PR **\$181**

PD **\$156**
SD **\$78**

List prices include tariff upcharges.

- US3
- US4
- US5
- US10B
- US14
- US15
- US26

912



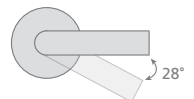
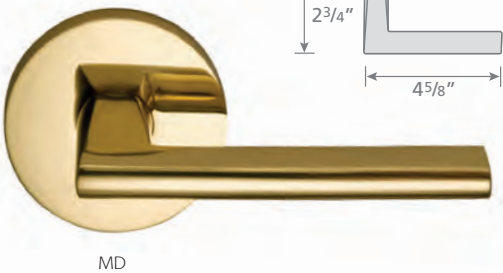
- US3
- US4
- US10B
- US14
- US15
- US26
- US26D*
- TB

28° Latch. Any Rose. Any Finish.

PA/PR **\$171** PD **\$166**
SD **\$83**

List prices include tariff upcharges.

925



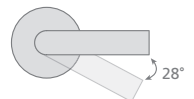



- US3
- US4
- US10B
- US14
- US15
- US26
- US26D*
- TB

28° Latch. Any Rose. Any Finish.

PA/PR **\$171** PD **\$166**
SD **\$83**

List prices include tariff upcharges.

930



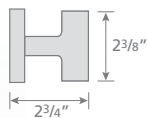

- US3
- US4
- US10B
- US14
- US15
- US26
- US26D*
- TB

28° Latch. Any Rose. Any Finish.

PA/PR **\$171** PD **\$166**
SD **\$83**

List prices include tariff upcharges.

935



- US3
- US4
- US10B
- US14
- US15
- US26
- US26D*
- TB

STANDARD: 55° Latch. Any Rose. Any Finish.

PA/PR **\$171** PD **\$166**
SD **\$83**

OPTION: 28° Latch. Any Rose. Any Finish.

PA/PR **\$191** PD **\$166**
SD **\$83**

List prices include tariff upcharges.

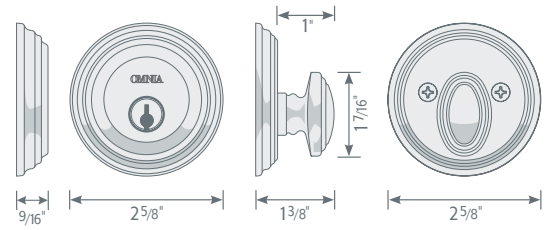
Auxiliary Deadbolt Kits

ALL KITS: Door Thickness: (Min) 1 3/8" (Max) 3"
Cylinders provided with Schlage C keyway.

Traditional TRADDDB

\$151
Any Finish.

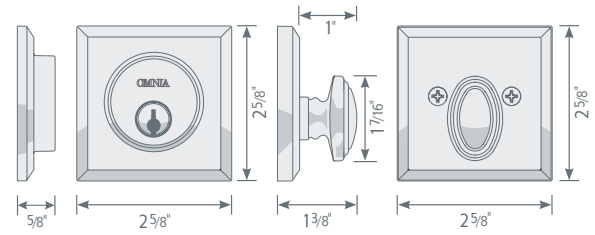
Finishes: **US3, US4, US10B, US14, US15, US26, TB**
• 2 5/8" Diameter
• 9/16" Exterior Projection
• 1 3/8" Interior Turnpiece Projection



Rectangular RECTDB

\$151
Any Finish.

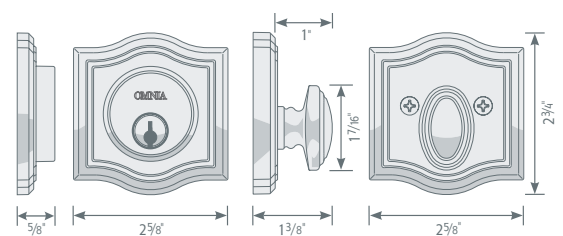
Finishes: **US3, US4, US10B, US14, US15, US26, US26D, TB**
• 2 5/8" Square
• 5/8" Exterior Projection
• 1 3/8" Interior Turnpiece Projection



Arched ARCHDB

\$151
Any Finish.

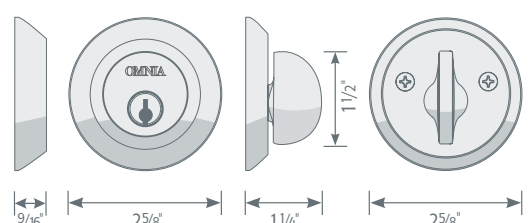
Finishes: **US3, US4, US10B, US14, US15, US26, TB**
• 2 3/4" H x 2 5/8" W
• 5/8" Exterior Projection
• 1 3/8" Interior Turnpiece Projection



Modern MODDB

\$151
Any Finish.

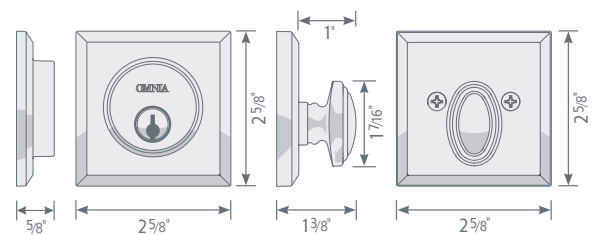
Finishes: **US3, US4, US10B, US14, US15, US26, US26D, TB**
• 2 5/8" Diameter
• 9/16" Exterior Projection
• 1 3/8" Interior Turnpiece Projection



Square SQORDB

\$151
Any Finish.

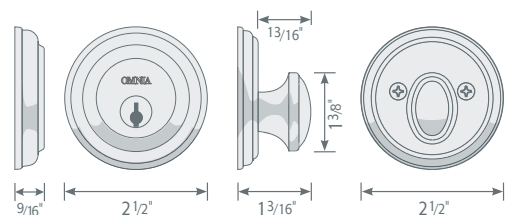
Finishes: **US3, US4, US10B, US14, US15, US26, US26D**
• 2 5/8" Square
• 5/8" Exterior Projection
• 1 3/8" Interior Turnpiece Projection



Colonial COLDB

\$151
Any Finish.

Finishes: **US3, US3A, US4, US5, US5A, US10B, US14, US15, US26, SB, TB**
• 2 1/2" Diameter
• 9/16" Exterior Projection
• 1 3/16" Interior Turnpiece Projection



List prices shown above include tariff upcharges.

Suggested retail prices effective January 1, 2019.

Glass Cabinet Hardware

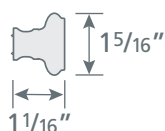
OMNIA *Prodigy*

See page 3 for enlarged images of all finishes.

9566



- US3
- US4
- US5
- US10B
- US14
- US15
- US26

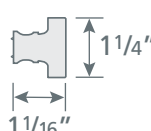


List price includes tariff upcharges. **\$23.50**

9936




- US3
- US4
- US5
- US10B
- US14
- US15
- US26

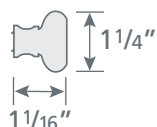


List price includes tariff upcharges. **\$23.50**

9955



- US3
- US4
- US5
- US10B
- US14
- US15
- US26

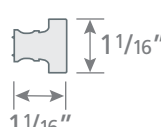


List price includes tariff upcharges. **\$23.50**

9956



- US3
- US4
- US5
- US10B
- US14
- US15
- US26



List price includes tariff upcharges. **\$23.50**

Hinges

Please refer to our complete Hinge Catalog for all hinge sizes and finishes.



985BB/4



985/35



985R/35



Finial Options



Since 1964, the OMNIA name has been synonymous with architectural hardware that is uniquely and stylishly designed while exceptionally functional. OMNIA prides itself on our attention given to every element, from quality to innovation, from service to marketing. A blending of traditions of excellence, coupled with a strong commitment to modern technologies, makes OMNIA your sound choice for any residential or commercial application.



5 Cliffside Drive • Box 330
Cedar Grove, New Jersey 07009
tel 973.239.7272 / fax 973.239.5960
order desk fax 800.542.7611
www.OMNIAindustries.com

