

KUIKEN



BROTHERS




A Collection Of Moulding Inspired By 18<sup>TH</sup> & 19<sup>TH</sup> Century Patterns,  
In-Stock Exclusively At Kuiken Brothers Company, Inc.

*Spring 2024 - Volume 7*

[KUIKENBROTHERS.COM/CLASSICAL](http://KUIKENBROTHERS.COM/CLASSICAL)





## CONTAINED WITHIN THE PAGES OF THIS UNIQUE CATALOG

you will find several series of Classical and Historical moulding. We have been very meticulous in our research and have taken great care in depicting them as historically and architecturally accurate as possible.

These are the mouldings which were installed in many period homes of the 18<sup>th</sup> and 19<sup>th</sup> centuries. If the terms Early American, Georgian, Greek Revival, Federal

or Colonial Revival pique your interest then you will surely find these profiles intriguing.

Choosing the correct moulding profiles will transform an ordinary room into one with style, beauty, and ambiance. While these craftsmen understood that combining various mouldings produces beautiful results, they also understood that proper moulding selection can have a huge impact on the overall character and value of a home.

Many of the profiles are available in a range of sizes in order to

accommodate different room configurations and ceiling heights while still maintaining proper scale and proportion.

These profiles are in-stock and ready to be delivered at your convenience. We look forward to working with you.

Sincerely,

Douglas R. Kuiken  
PRESIDENT, KUIKEN BROTHERS COMPANY, INC.



# TABLE OF CONTENTS

## PAGE 2 WHY CLASSICAL MOULDINGS

### PAGE 4-55 SEARCH BY ARCHITECTURAL STYLE



PAGE 4 **EARLY AMERICAN**  
Small Beading, Simple Adornment



PAGE 12 **GEORGIAN**  
Bold Shapes, Proud Projections



PAGE 20 **COLONIAL REVIVAL**  
A Blend of Georgian & Federal Styles




PAGE 28 **FEDERAL**  
Cavetto Shapes, Simple Beads



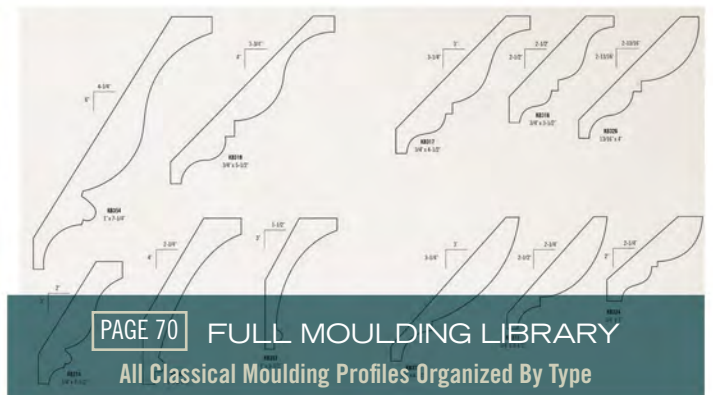
PAGE 38 **GREEK REVIVAL**  
Flat Faces, Mimics Stone



PAGE 48 **TRADITIONAL REVIVAL**  
Classical Proportion For Today's Modern Homes



PAGE 56 **INTERIOR ELEVATIONS**  
Detailed Mantels & Cornices



PAGE 70 **FULL MOULDING LIBRARY**  
All Classical Moulding Profiles Organized By Type

## PAGE 84 HOW TO ORDER



WHY CHOOSE KUIKEN BROTHERS' CLASSICAL MOULDING?

## THE DIFFERENCE

TYPICAL

KB CLASSICAL



KB145

### TYPICAL MOULDING

The profile above has rounded edges and shallow mill lines, creating a lack of definition and a softening of the original design.



KB401

### KB CLASSICAL MOULDING

Kuiken Brothers Classical Moulding profiles have deep incisions carved into the poplar creating strong shadow lines allowing the original classical design to define the space where it is installed.

MILLED FROM APPALACHIAN

**POPLAR**

DOUBLE PRIMED AND BUFFED

DEEP INCISIONS CREATE STRONG SHADOW LINES NOT POSSIBLE WITH MDF OR PRIMED PINE.  
MOST CASINGS ARE SO THICK THAT THEY APPEAR TO LOOK LIKE A 2 OR 3 PROFILE BUILD-UPS.



# DESIGN FLEXIBILITY

## PROPORTIONAL

Every casing has a proportionately scaled 5-1/2", 4-1/2" and 3-1/2" replica.



## CONSISTENT

Consistent classical details can be found in crown, casing, and base moulding profiles creating a uniform look like the simple nose and cove bead in these Federal profiles.



## HEIGHT FLEXIBILITY

Every base moulding has a matching base cap offering height flexibility.



8' AND 16' LENGTHS

# IN STOCK

EXCLUSIVELY AT KUIKEN BROTHERS

KB CLASSICAL MOULDING IN-STOCK IN FAIR LAWN, NJ, EMERSON, NJ, NEWARK, NJ & SUCCASUNNA, NJ  
WE SHIP JOBSITE DIRECT, NATIONWIDE



KUIKEN BROTHERS

---

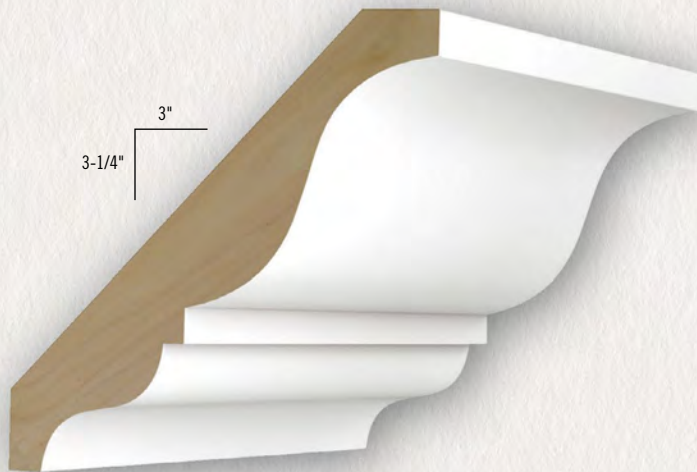
# EARLY AMERICAN

---


MOULDING COLLECTION

SMALL BEADING,  
SIMPLE ADORNMENT


KB317 Crown



KB108 Base



KB107 Casing







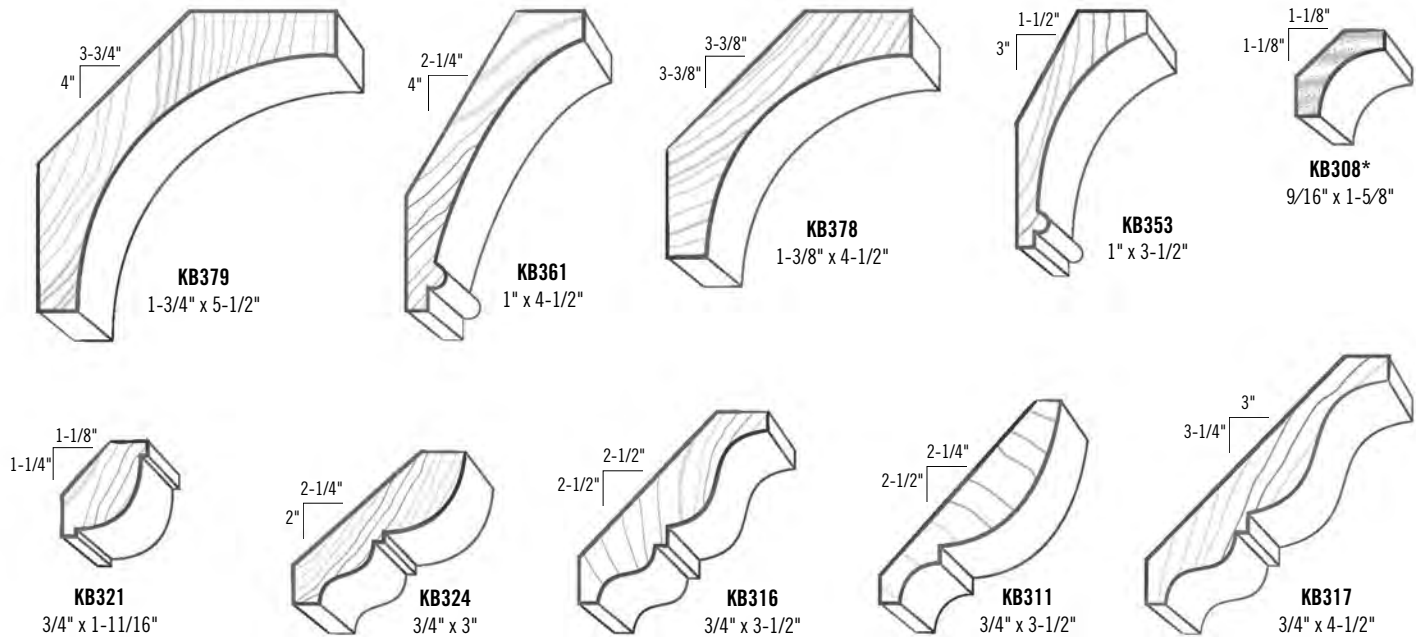
The Early American Collection of mouldings feature subtle and clean lines. In the Colonial Era the most common type of moulding ornamentation was a small 3/8" bead cut into the edge of a piece of wood. It helped to add decoration and simple adornment to the corner of wood posts and pieces of trim. Today, the simple, flat casing and baseboard with the handsome bead on one side offer a Shaker starkness. This collection works very well for Arts & Crafts and Craftsman style interiors.



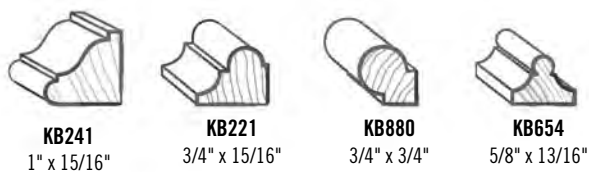
VISIT THE ONLINE CATALOG



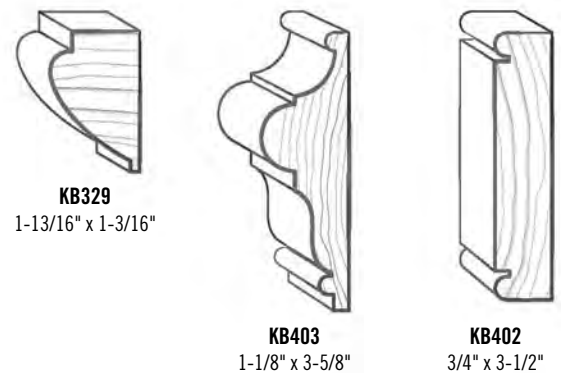
## EARLY AMERICAN CROWN



## EARLY AMERICAN PANEL



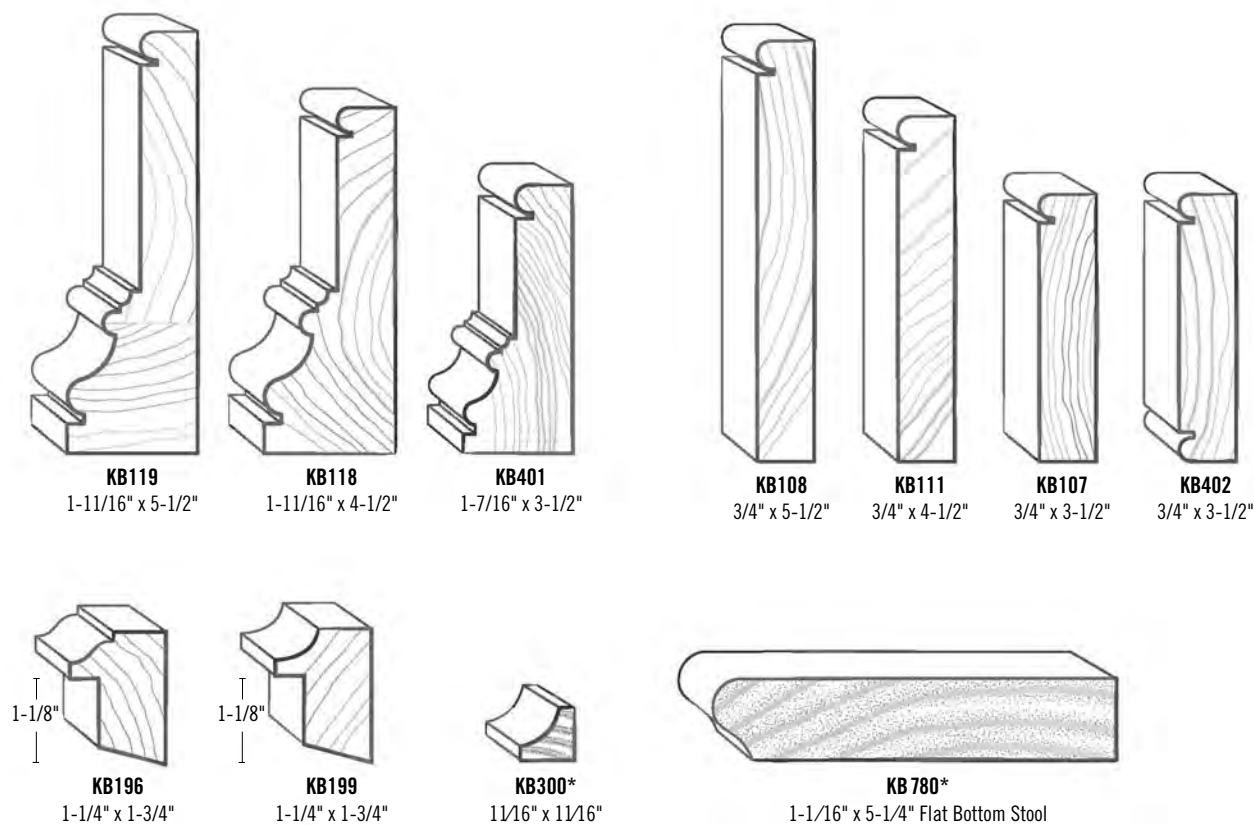
## EARLY AMERICAN CHAIR RAIL



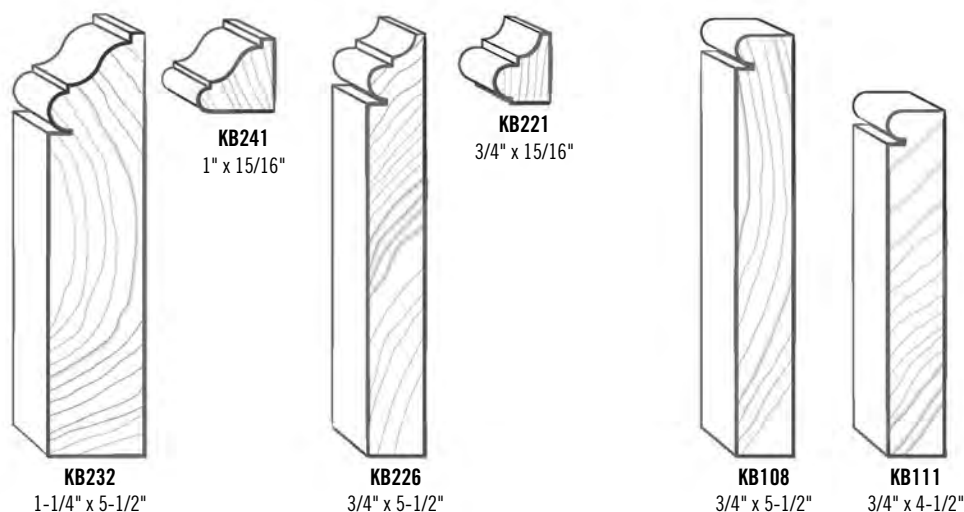


## EARLY AMERICAN CASING

ALL PROFILES SHOWN AT 40%



## EARLY AMERICAN BASE



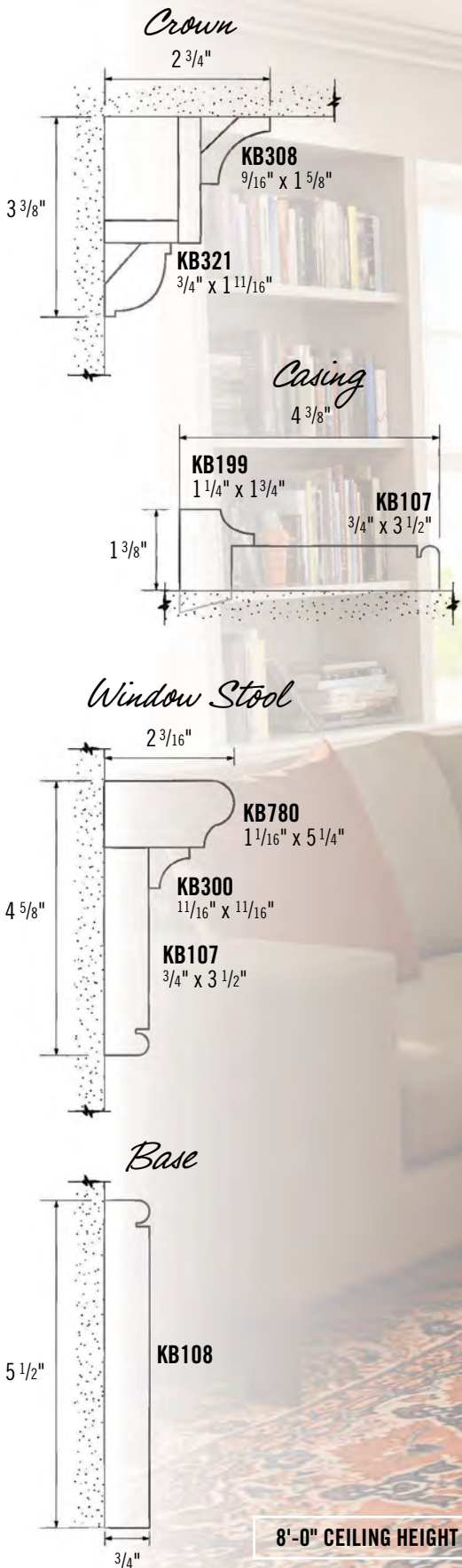
\* KB308, KB300, KB780 from Kuiken Brothers' Full Line Moulding Collection. Available in Primed Finger Joint Pine. KB308 is available in Clear Pine only.





KUIKEN BROTHERS  
**EARLY AMERICAN**  
MOULDING COLLECTION

SMALL BEADING,  
SIMPLE ADORNMENT



8'-0" CEILING HEIGHT





KB CLASSICAL MOULDING MILLED FROM POPLAR CREATING DEEP INCISIONS, CRISP EDGES, STRONG SHADOW LINES







KUIKEN BROTHERS  
**EARLY AMERICAN**  
MOULDING COLLECTION

SMALL BEADING,  
SIMPLE ADORNMENT





KB CLASSICAL MOULDING MILLED FROM POPLAR CREATING DEEP INCISIONS, CRISP EDGES, STRONG SHADOW LINES





KUIKEN BROTHERS

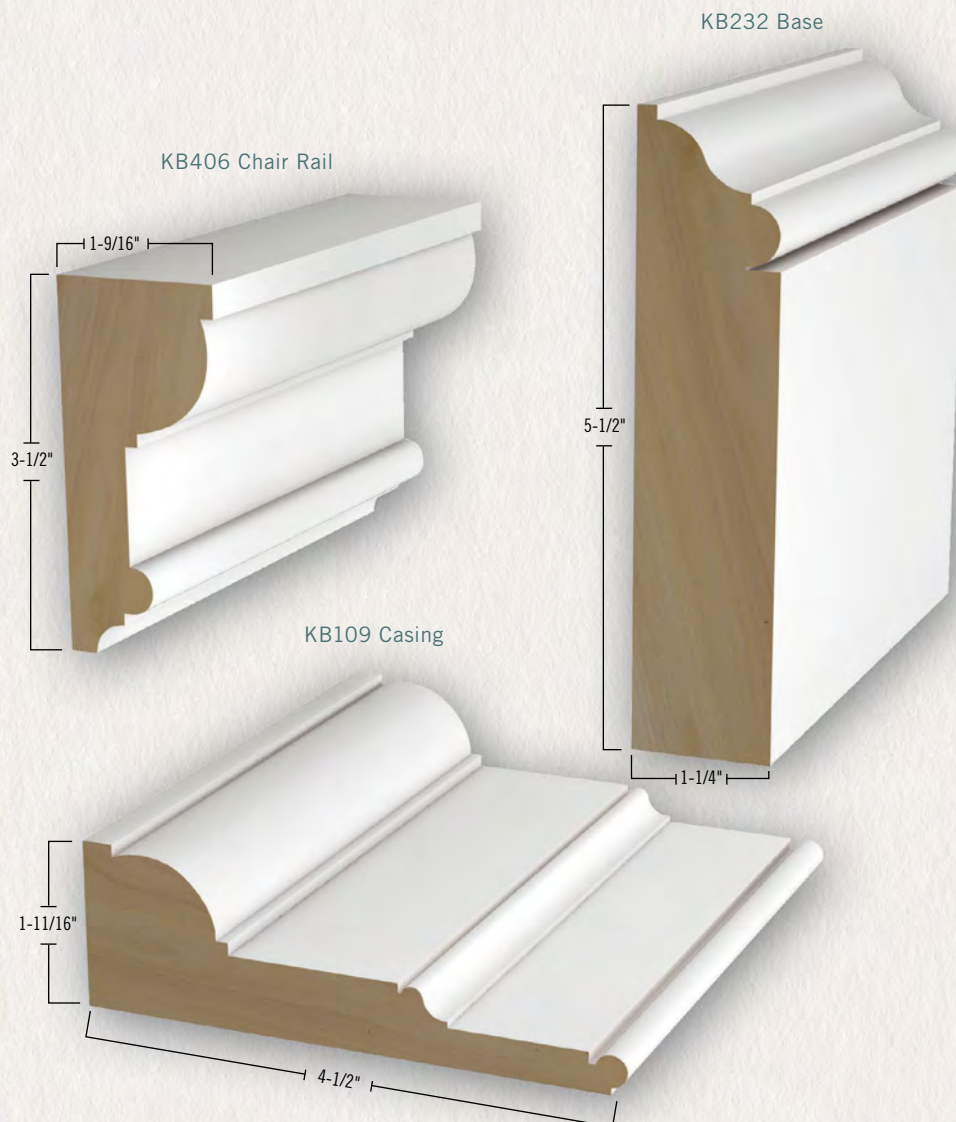
---

# GEORGIAN

---

MOULDING COLLECTION

BOLD SHAPES,  
PROUD PROJECTIONS







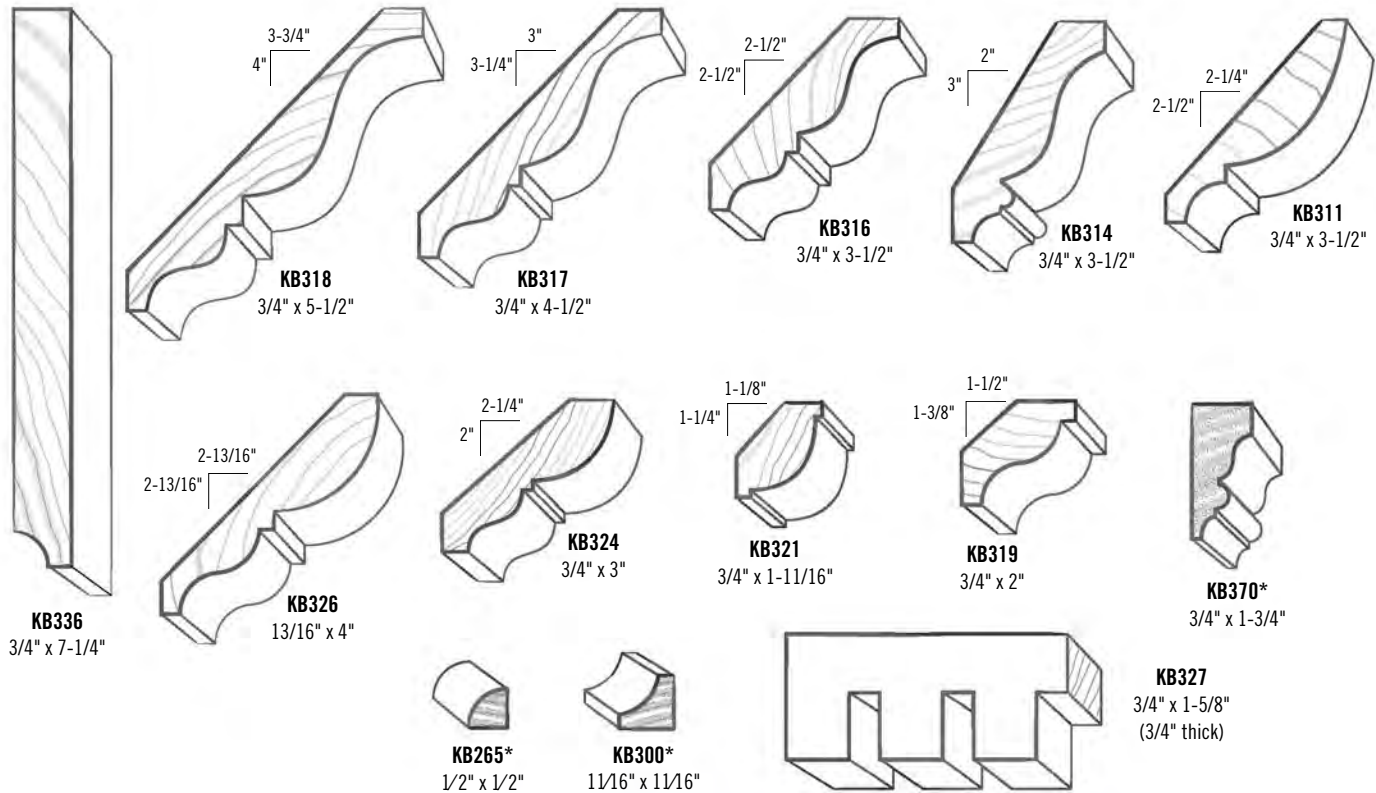
This collection of profiles are typical to what would have been used in Georgian style homes from the 1750's through the 1770's. A pre-revolutionary style named after England's King George which would be found in the homes of wealthy merchants and well-to-do land owners. The base and casings have bold shapes and proud projections and the crown is typically highlighted with a dentil moulding in public and formal spaces.



VISIT THE ONLINE CATALOG



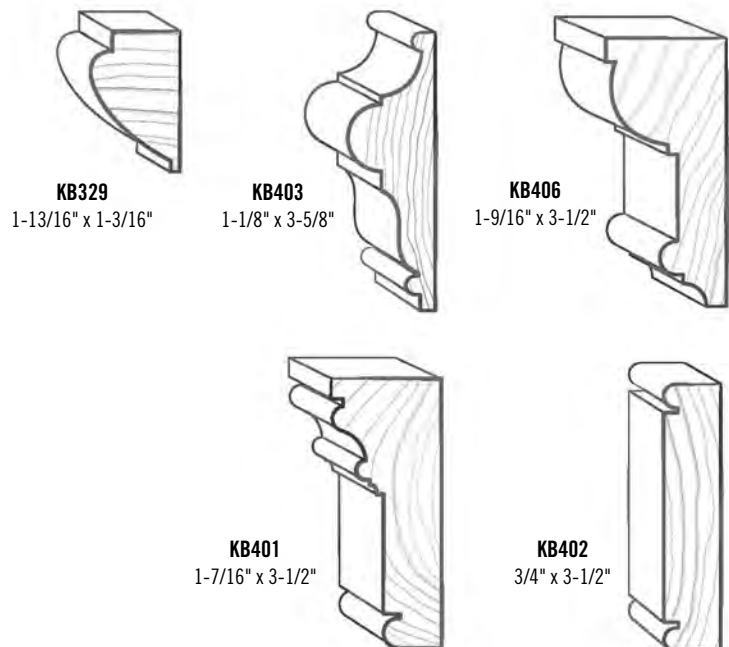
## GEORGIAN CROWN



## GEORGIAN PANEL



## GEORGIAN CHAIR RAIL



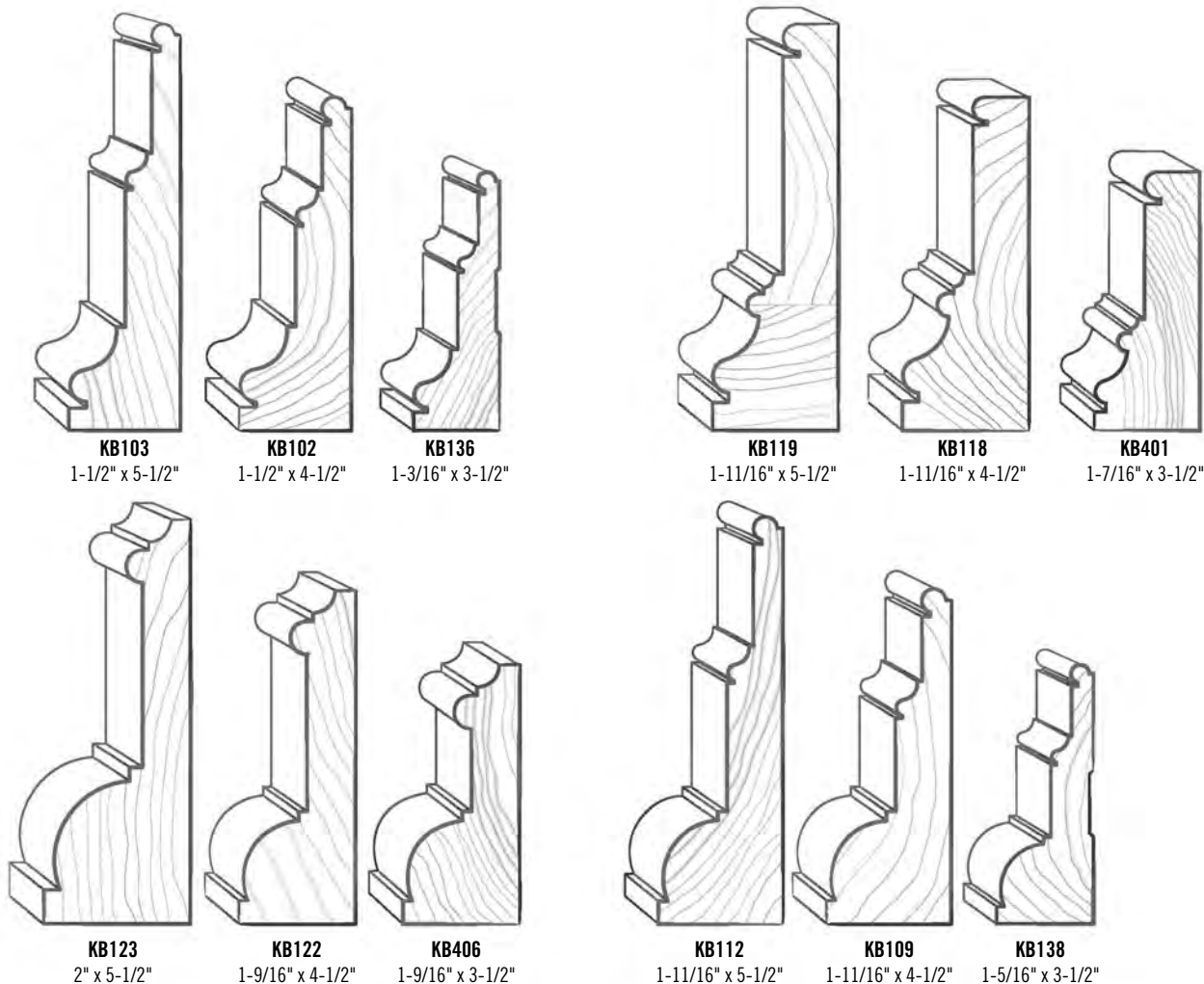
\* KB265, KB300, KB370 from Kuiken Brothers' Full Line Moulding Collection. Available in Primed Finger Joint Pine.



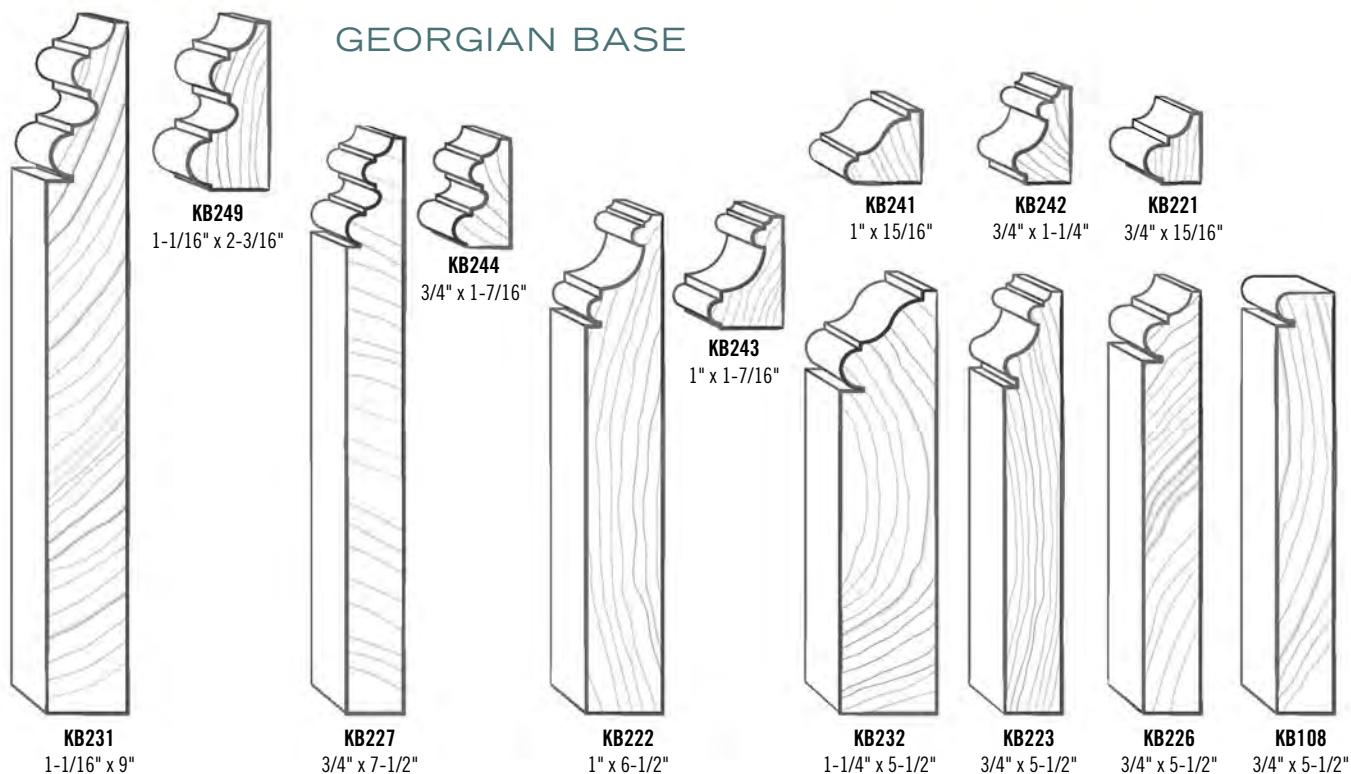
# GEORGIAN CASING

ALL PROFILES SHOWN AT 40%

GEORGIAN



## GEORGIAN BASE



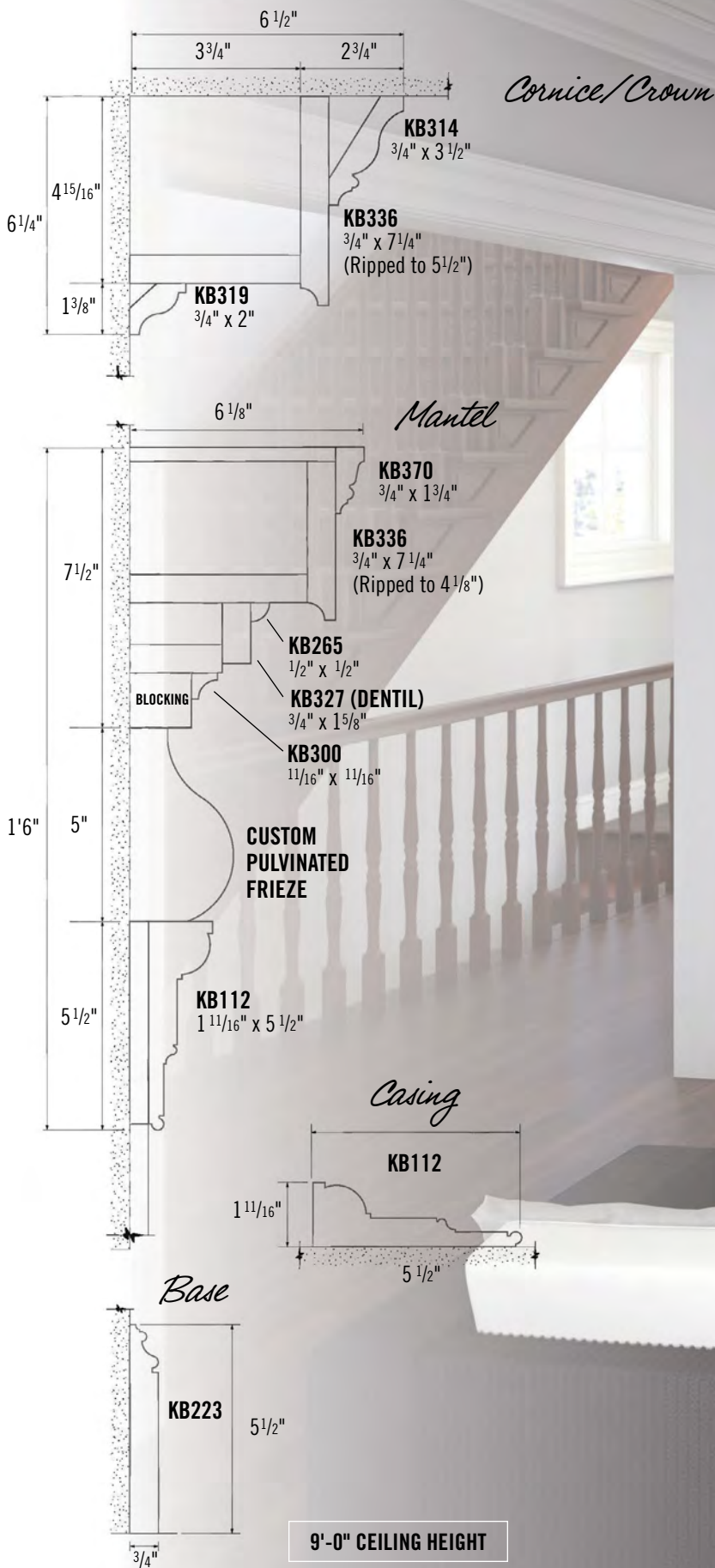
ALL PROFILES IN-STOCK, PRIMED POPLAR





KUIKEN BROTHERS  
**GEORGIAN**  
MOULDING COLLECTION

BOLD SHAPES, PROUD PROJECTIONS



KB CLASSICAL MOULDING MILLED FROM POPLAR CREATING DEEP INCISIONS, CRISP EDGES, STRONG SHADOW LINES



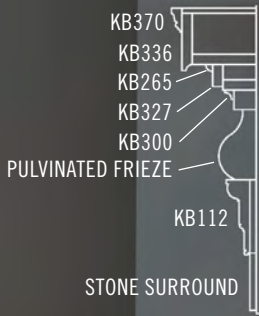
GEORGIAN





KUIKEN BROTHERS  
**GEORGIAN**  
MOULDING COLLECTION

BOLD SHAPES, PROUD PROJECTIONS





KB223

9'-0" CEILING HEIGHT



KB CLASSICAL MOULDING MILLED FROM POPLAR CREATING DEEP INCISIONS, CRISP EDGES, STRONG SHADOW LINES

GEORGIAN



ALL PROFILES IN-STOCK, PRIMED POPLAR



KUIKEN BROTHERS

---

# COLONIAL REVIVAL

---


MOULDING COLLECTION

A BLEND OF GEORGIAN  
& FEDERAL STYLES


KB401 Chair Rail



KB223 Base



KB102 Casing







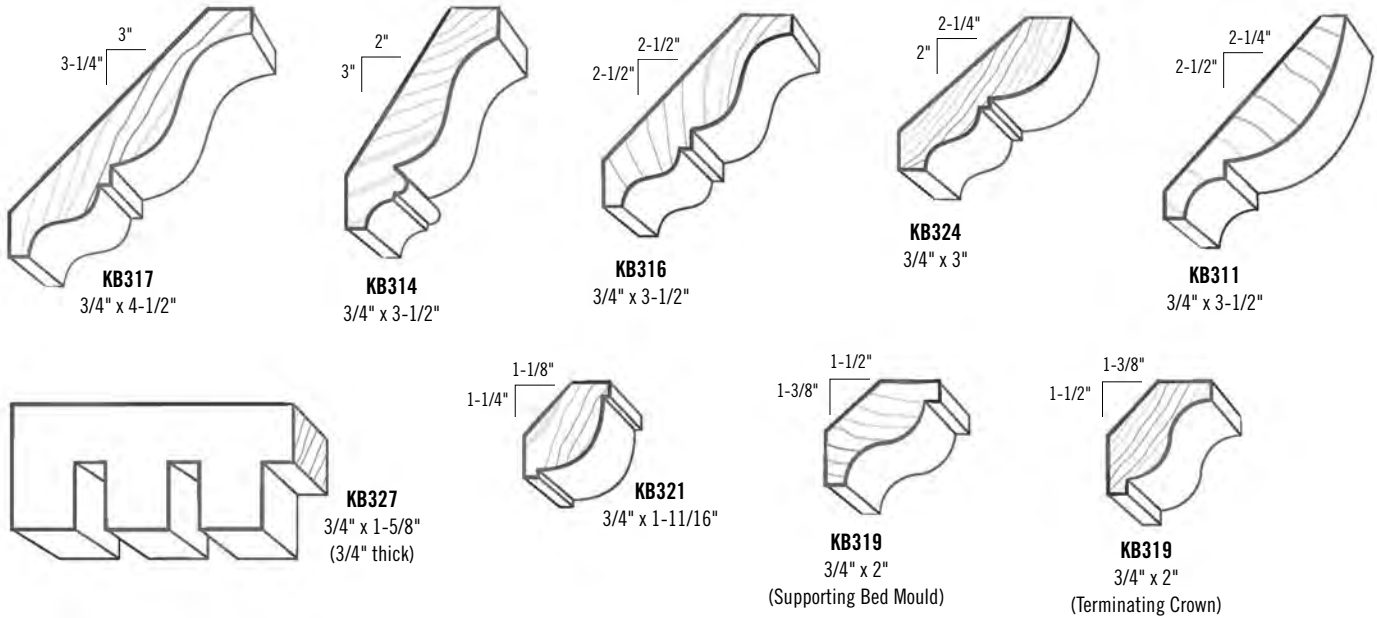
A mix of styles, this package represents a transitional period as we move from the Georgian to the Federal Style. These transitional details, with a mix of bold and light profiles, were typical in the 1770's and 1780's. This style would have been present in more upscale homes of the period.



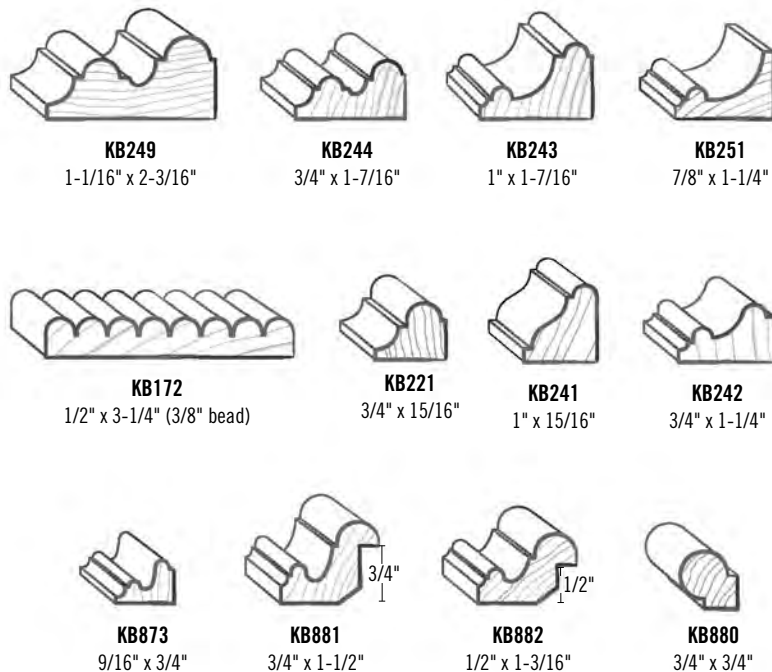
VISIT THE ONLINE CATALOG



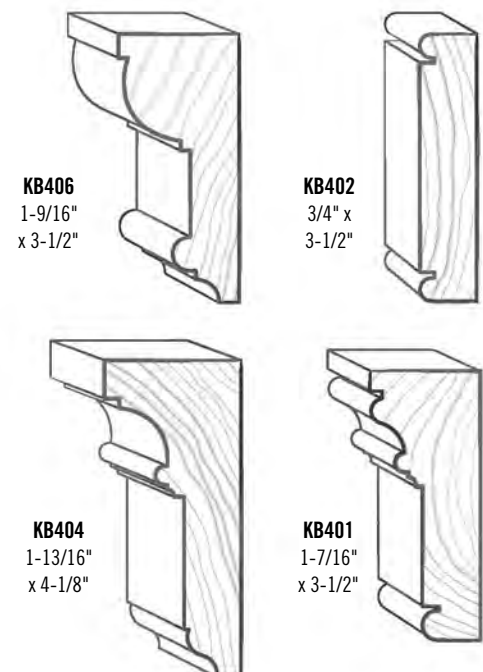
## COLONIAL REVIVAL CROWN



## COLONIAL REVIVAL PANEL



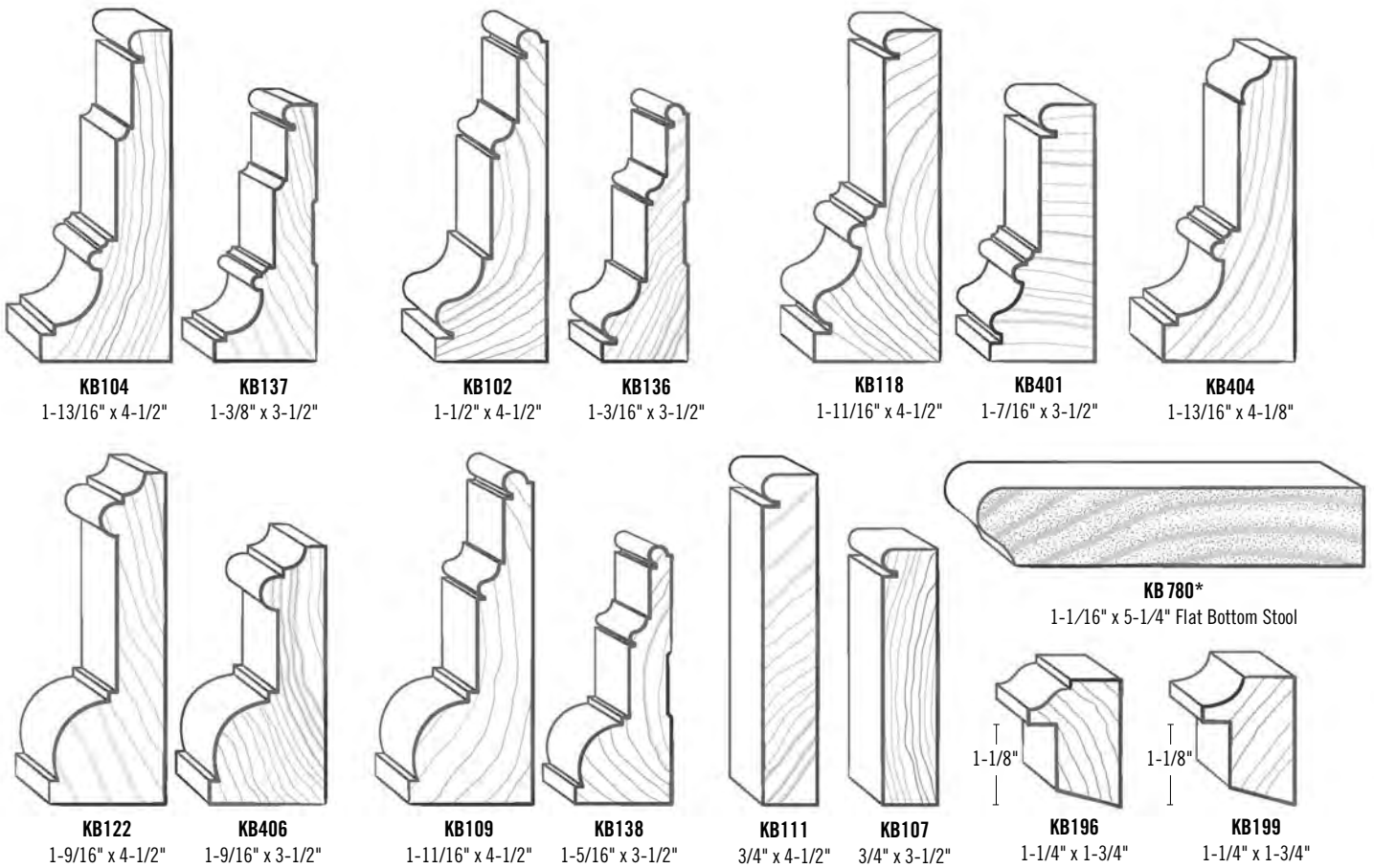
## COLONIAL REVIVAL CHAIR RAIL



\* KB307, KB365, KB370, KB358, KB658, KB780 from Kuiken Brothers' Full Line Moulding Collection. Stocked in Primed Finger Joint Pine.

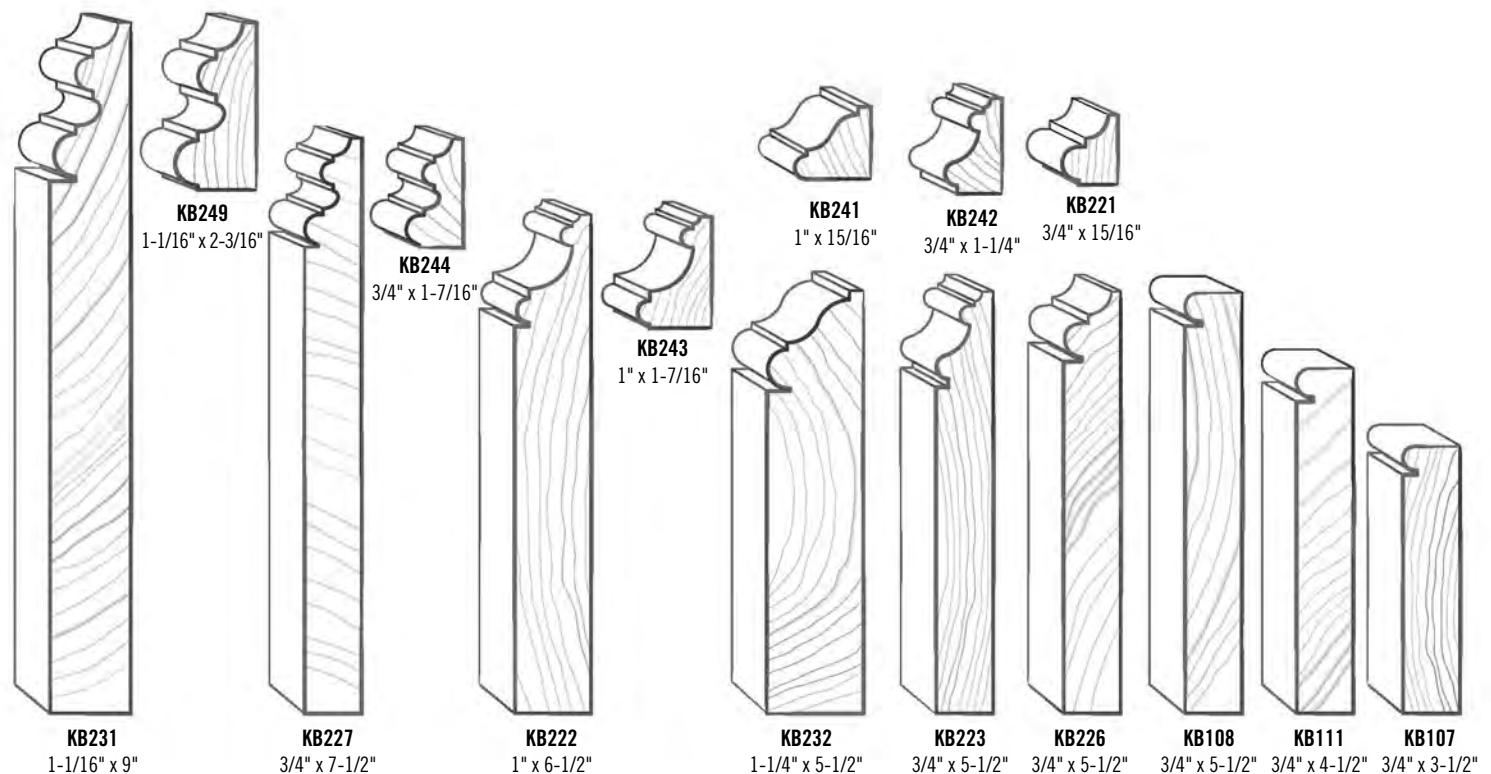
## COLONIAL REVIVAL CASING

ALL PROFILES SHOWN AT 40%



COLONIAL REVIVAL

## COLONIAL REVIVAL BASE



ALL PROFILES IN-STOCK, PRIMED POPLAR

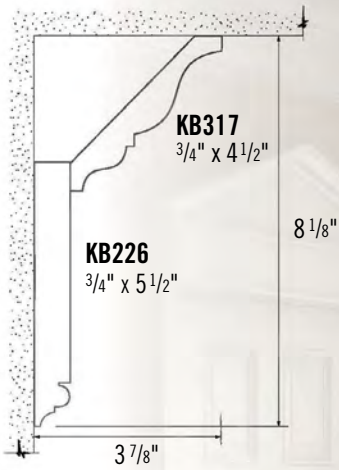




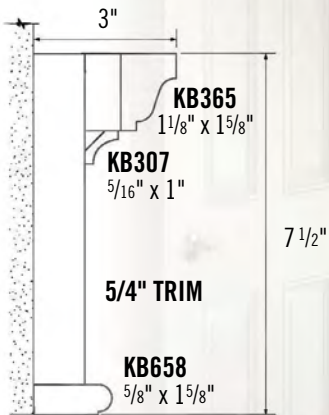
KUIKEN BROTHERS  
**COLONIAL REVIVAL**  
MOULDING COLLECTION

A BLEND OF GEORGIAN  
& FEDERAL STYLES

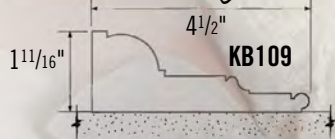
*Crown/Cornice*



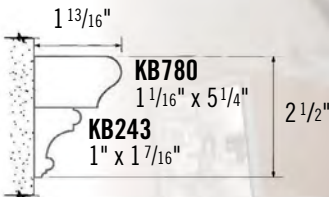
*Window/Door Header*



*Casing*



*Chair Rail*



*Base*



9'-0" CEILING HEIGHT



KB CLASSICAL MOULDING MILLED FROM POPLAR CREATING DEEP INCISIONS, CRISP EDGES, STRONG SHADOW LINES



COLONIAL REVIVAL



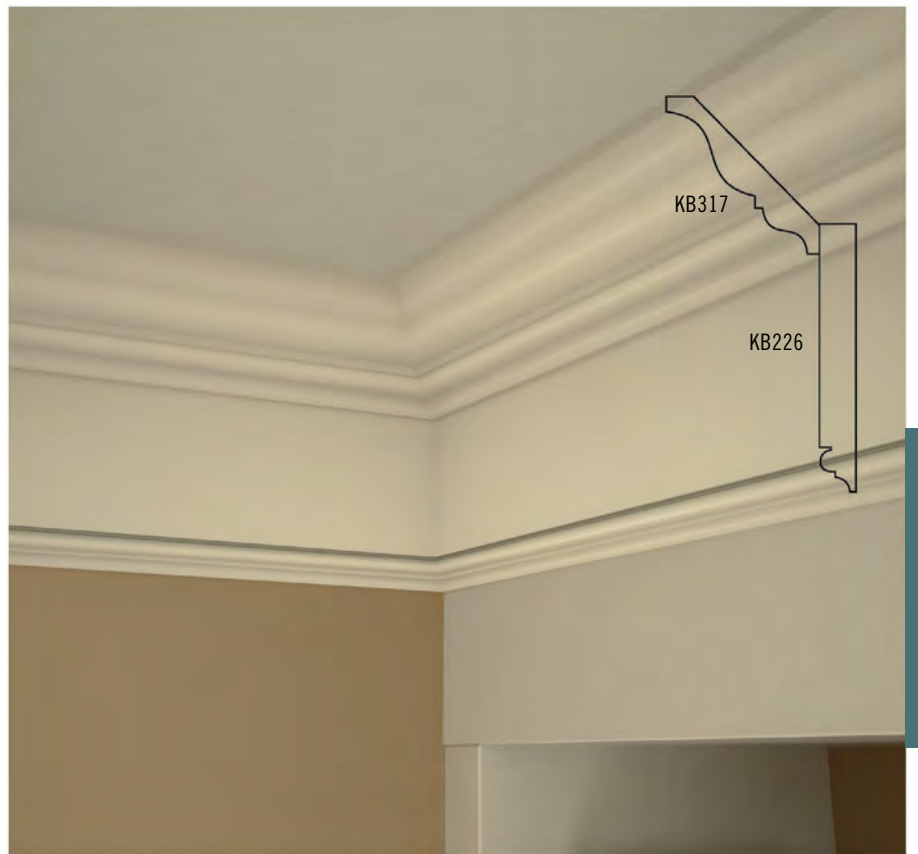



KUIKEN BROTHERS  
**COLONIAL REVIVAL**  
MOULDING COLLECTION

A BLEND OF GEORGIAN  
& FEDERAL STYLES



KB CLASSICAL MOULDING MILLED FROM POPLAR CREATING DEEP INCISIONS, CRISP EDGES, STRONG SHADOW LINES



COLONIAL REVIVAL



ALL PROFILES IN-STOCK, PRIMED POPLAR



KUIKEN BROTHERS

---


# FEDERAL

---

MOULDING COLLECTION

CAVETTO SHAPES,  
SIMPLE BEADS


KB314 Crown



KB222 Base



KB106 Casing







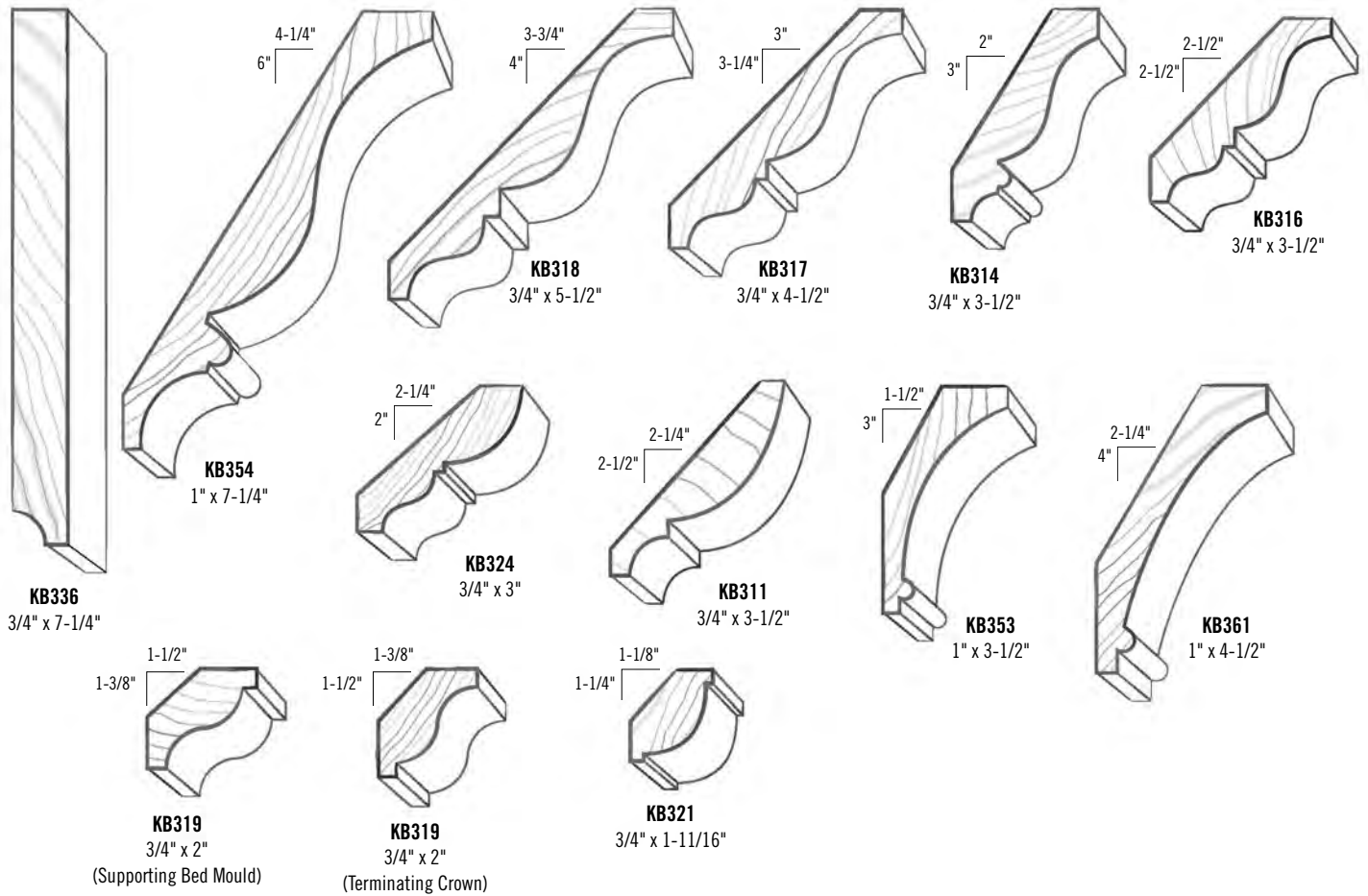
The Federal style became popular after the Revolutionary War between the 1770's and through the early 1800's. Inspired by English architect Robert Adam, the Federal mouldings are much lighter and more delicate than the bold Georgian Mouldings. The cavetto shapes and simple beads help the moulding to read as more refined in a room.



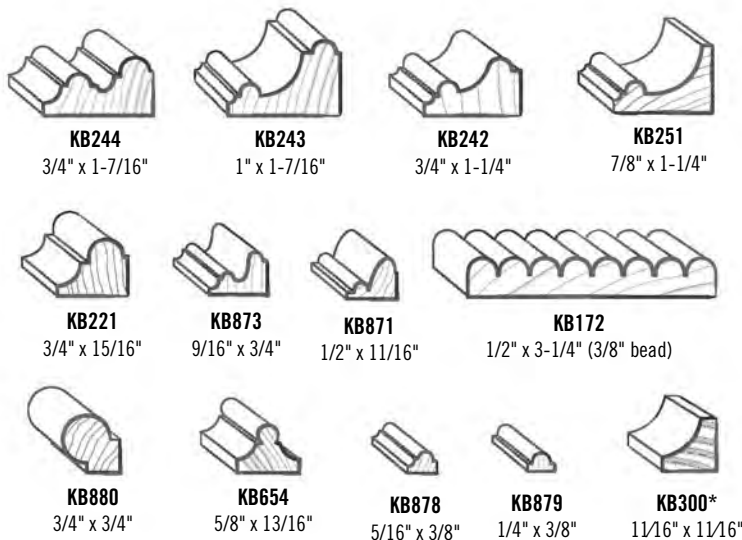
VISIT THE ONLINE CATALOG



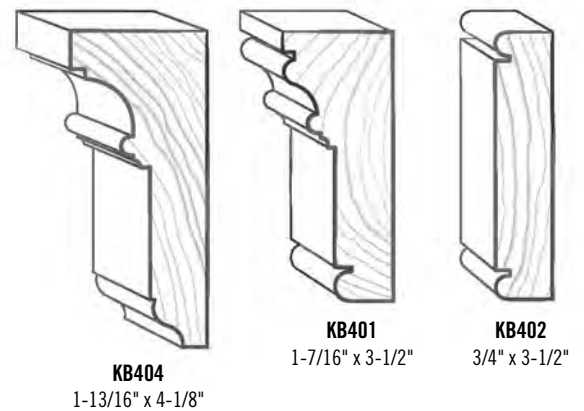
## FEDERAL CROWN



## FEDERAL PANEL



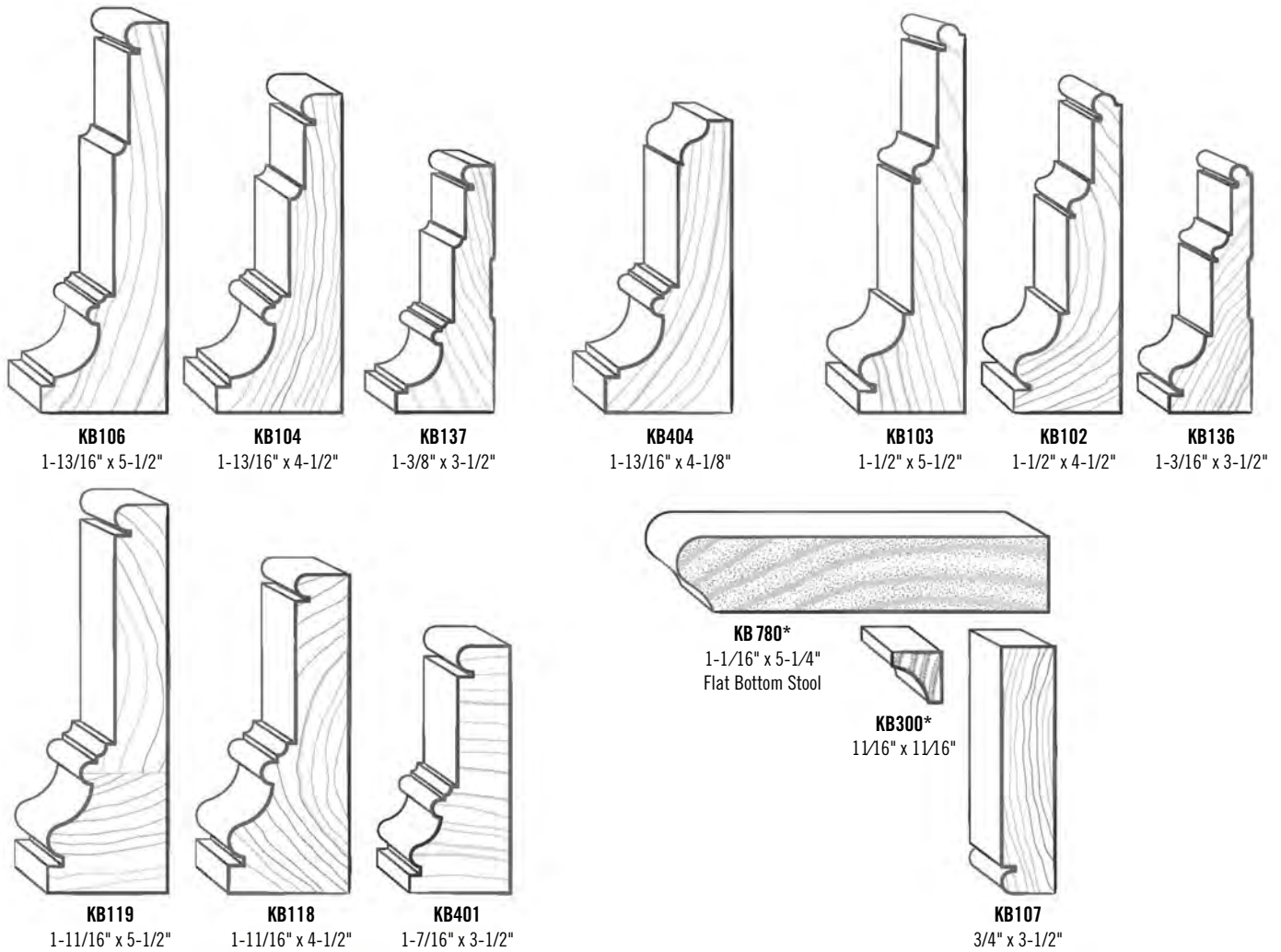
## FEDERAL CHAIR RAIL



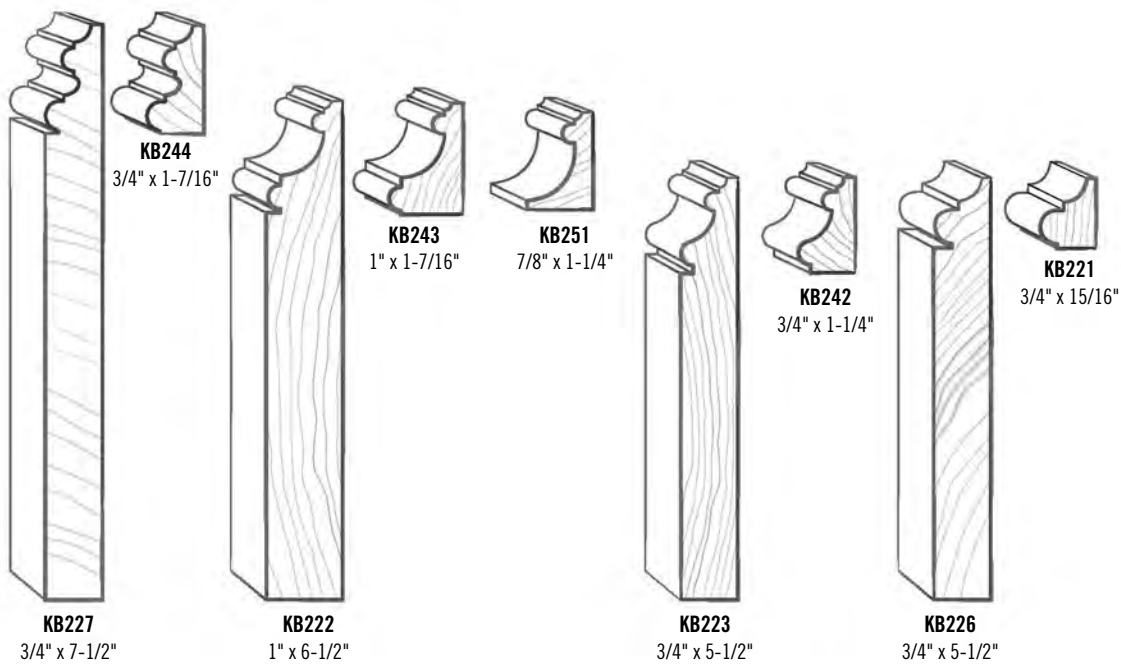
\* KB300 and KB780 from Kuiken Brothers' Full Line Moulding Collection. Not Stocked in Poplar.

## FEDERAL CASING

ALL PROFILES SHOWN AT 40%



## FEDERAL BASE



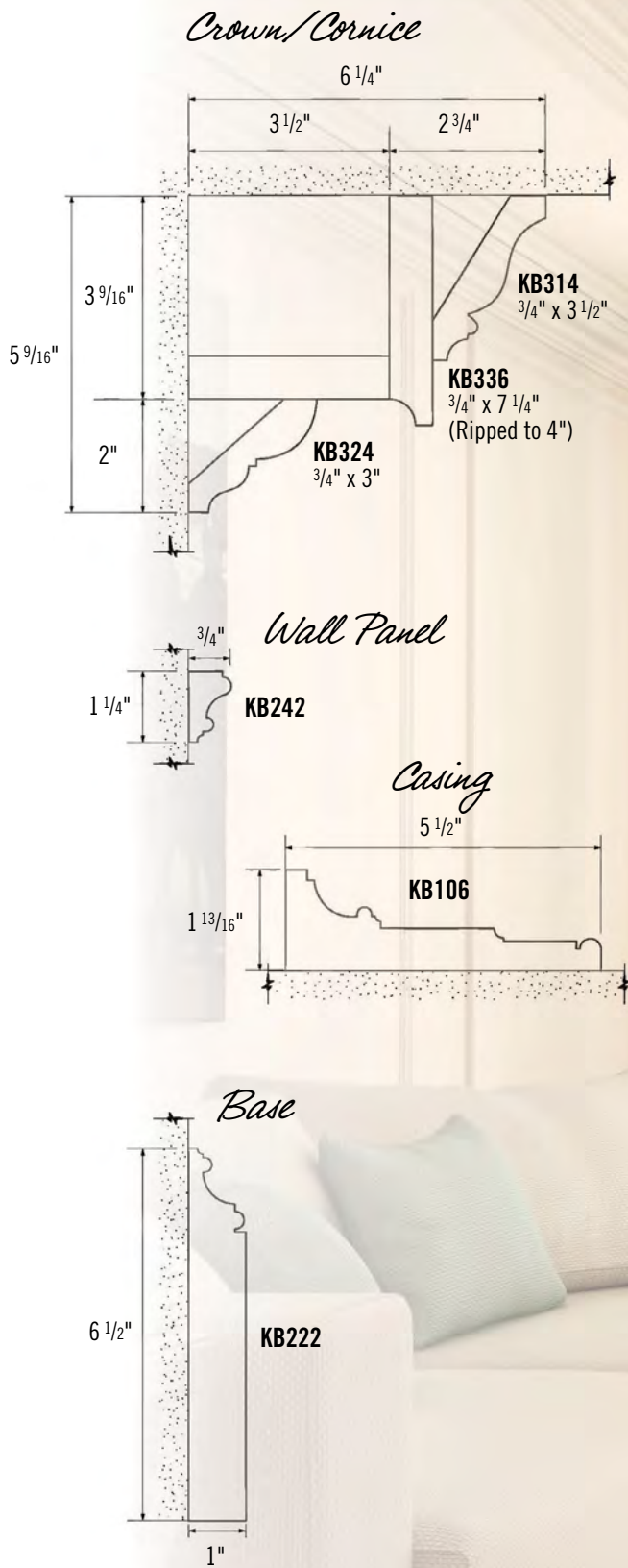
ALL PROFILES IN-STOCK, PRIMED POPLAR





KUIKEN BROTHERS  
**FEDERAL**  
MOULDING COLLECTION

CAVETTO SHAPES, SIMPLE BEADS



8'-0" CEILING HEIGHT. 8'-8" TRAY CEILING HEIGHT



KB CLASSICAL MOULDING MILLED FROM POPLAR CREATING DEEP INCISIONS, CRISP EDGES, STRONG SHADOW LINES



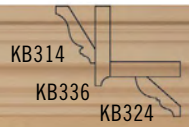
FEDERAL





KUIKEN BROTHERS  
**FEDERAL**  
MOULDING COLLECTION

CAVETTO SHAPES, SIMPLE BEADS



3/4" CAP  
KB243 /  
KB871

KB878  
1/2" CAP  
KB242  
KB878

KB172  
RECESSED

KB244

1" x BASE

KB222

8'-0" CEILING HEIGHT

KB CLASSICAL MOULDING MILLED FROM POPLAR CREATING DEEP INCISIONS, CRISP EDGES, STRONG SHADOW LINES



FEDERAL

ALL PROFILES IN-STOCK, PRIMED POPLAR





KUIKEN BROTHERS  
**FEDERAL**  
MOULDING COLLECTION

CAVETTO SHAPES, SIMPLE BEADS




KB119

KB242

KB403

KB227



KB119

KB242

KB780

KB243

KB244

KB CLASSICAL MOULDING MILLED FROM POPLAR CREATING DEEP INCISIONS, CRISP EDGES, STRONG SHADOW LINES



ALL PROFILES IN-STOCK, PRIMED POPLAR



KUIKEN BROTHERS

---

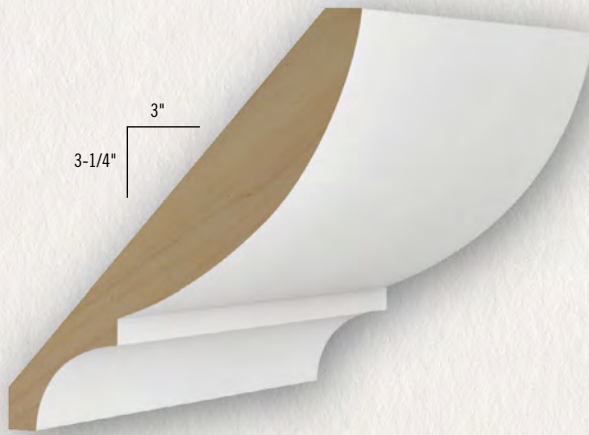
# GREEK REVIVAL

---

MOULDING COLLECTION

FLAT FACES,  
MIMICS STONE


KB313 Crown



KB224 Base



KB117 Casing







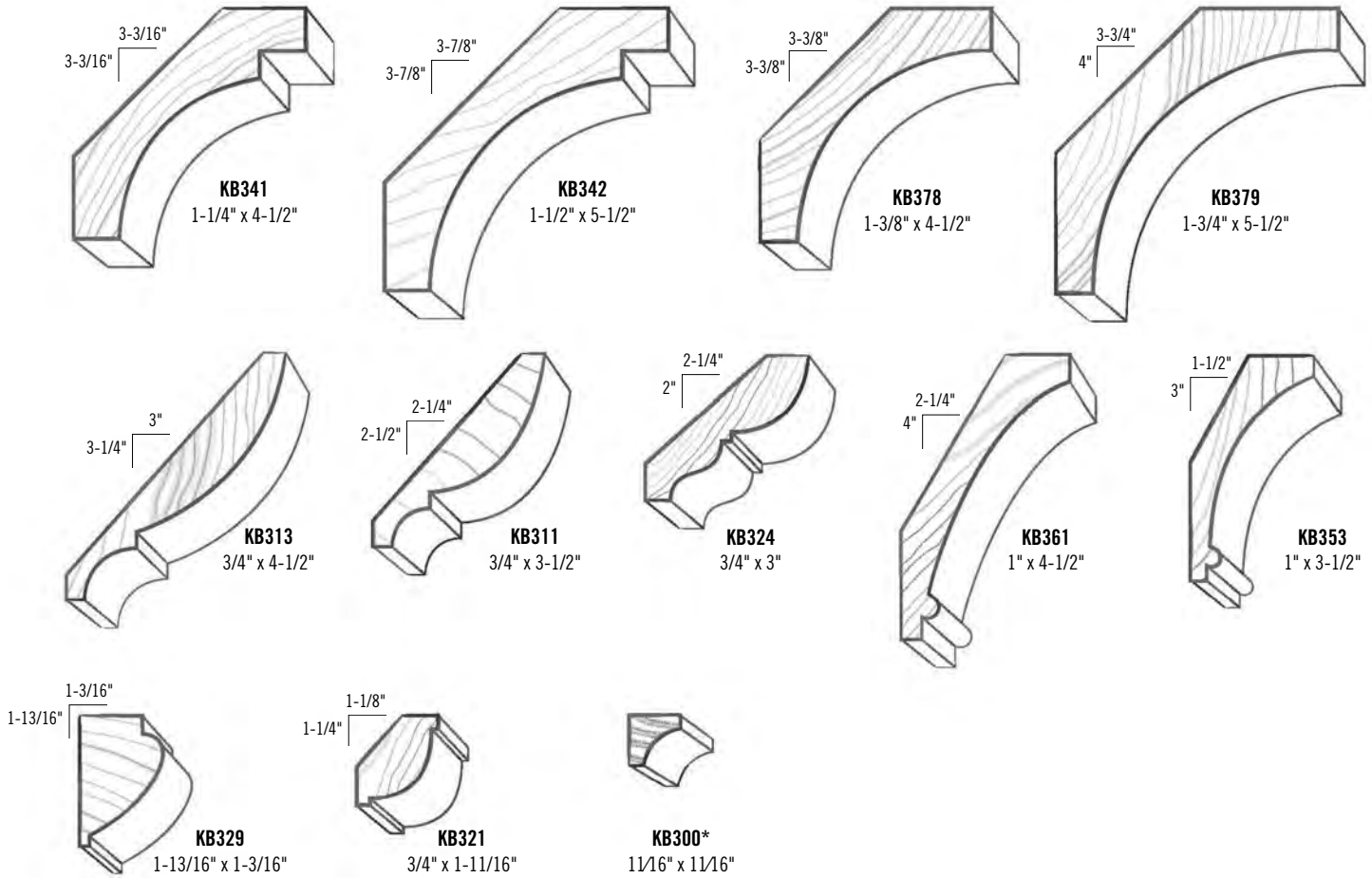
The Greek Revival collection is a late classical style found between 1820 and 1860. The architecture was inspired by new discoveries in Greece and our realization and association with their spirit of democracy. The mouldings in this period are plain and bold with little decoration. They feature flat faces in an effort to mimic stone. It looks great today as a simple yet bold application, often chosen by those looking for a modern, contemporary look.



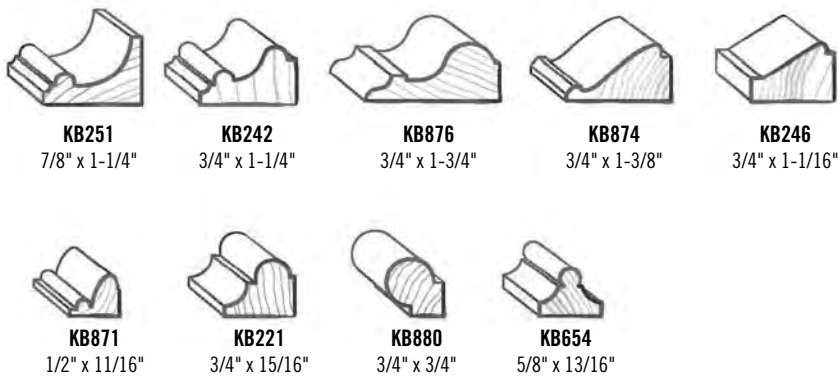
VISIT THE ONLINE CATALOG



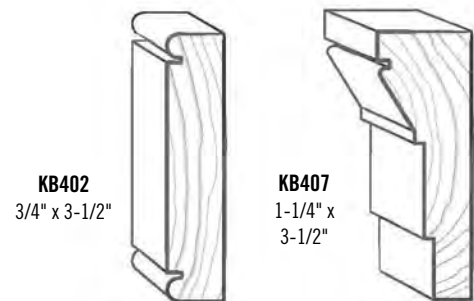
## GREEK REVIVAL CROWN



## GREEK REVIVAL PANEL

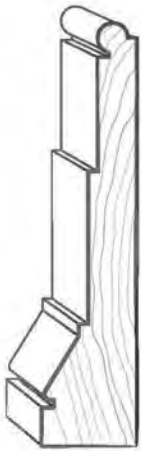


## GREEK REVIVAL CHAIR RAIL

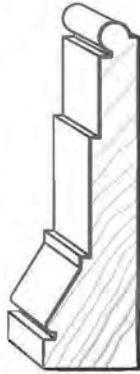


\*KB300 from Kuiken Brothers' Full Line Moulding Collection. Stocked in Primed Finger Joint Pine.

## GREEK REVIVAL CASING



**KB114**  
1-1/4" x 5-1/2"



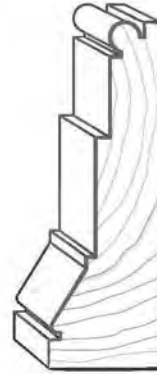
**KB113**  
1-1/4" x 4-1/2"



**KB139**  
1" x 3-1/2"



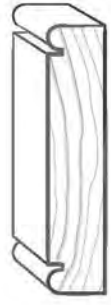
**KB117**  
1-1/2" x 5-1/2"



**KB116**  
1-1/2" x 4-1/2"



**KB407**  
1-1/4" x 3-1/2"



**KB402**  
3/4" x 3-1/2"




**KB750\***  
1-1/16" x 5-3/4" Window Stool

## GREEK REVIVAL BASE



**KB228**  
7/8" x 7-1/2"



**KB223**  
3/4" x 5-1/2"



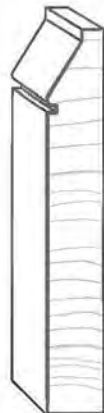
**KB242**  
3/4" x 1-1/4"



**KB226**  
3/4" x 5-1/2"



**KB221**  
3/4" x 15/16"



**KB224**  
3/4" x 5"



**KB246**  
3/4" x 1-1/16"



**KB876**  
3/4" x 1-3/4"



**KB874**  
3/4" x 1-3/8"



**KB251**  
7/8" x 1-1/4"

\* KB750 from Kuiken Brothers' Full Line Moulding Collection. Available in Clear Pine only.





KUIKEN BROTHERS  
**GREEK REVIVAL**  
MOULDING COLLECTION

FLAT FACES, MIMICS STONE



9'-0" CEILING HEIGHT



KB CLASSICAL MOULDING MILLED FROM POPLAR CREATING DEEP INCISIONS, CRISP EDGES, STRONG SHADOW LINES



GREEK REVIVAL

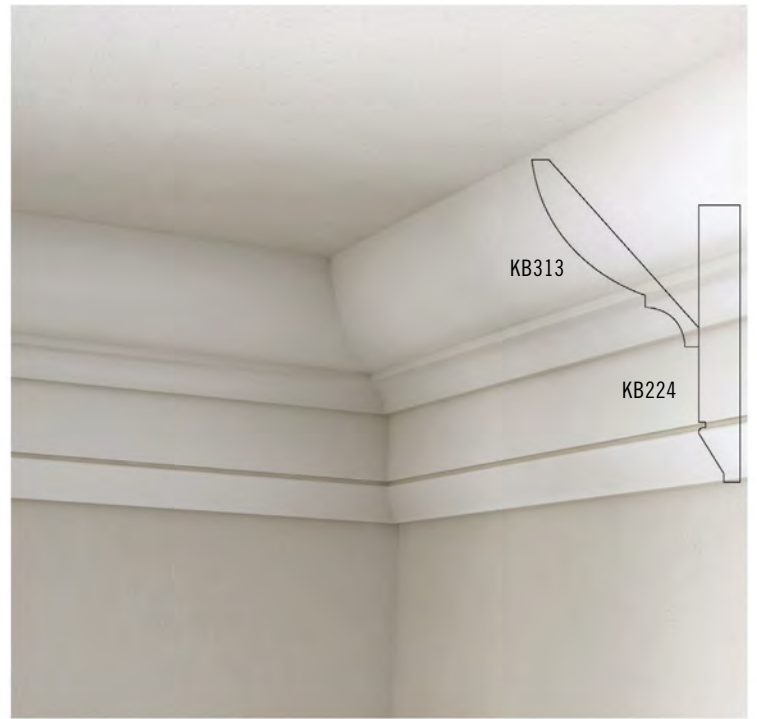
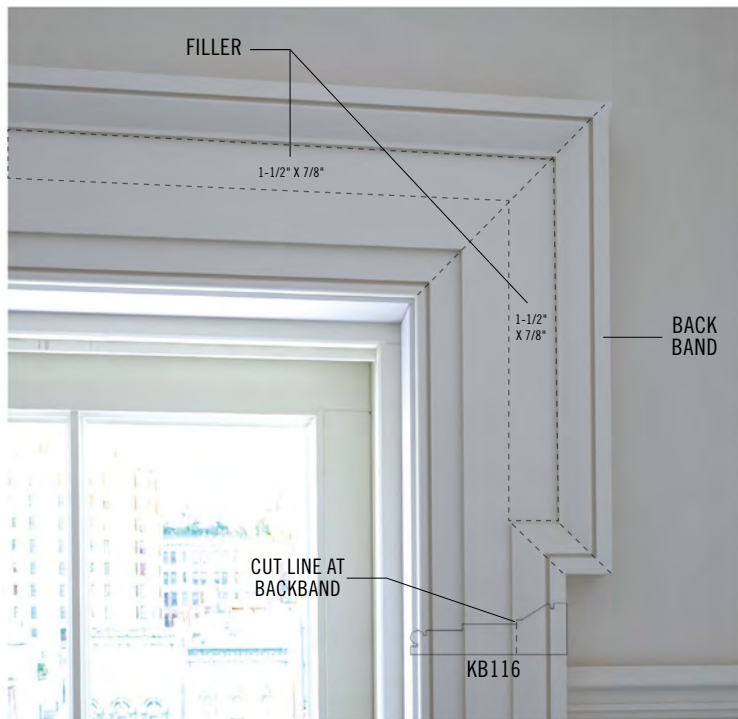


KB876

KB313  
KB224

KB116

KB CLASSICAL MOULDING MILLED FROM POPLAR CREATING DEEP INCISIONS, CRISP EDGES, STRONG SHADOW LINES







KUIKEN BROTHERS  
**GREEK REVIVAL**  
MOULDING COLLECTION

FLAT FACES, MIMICS STONE

KB313

KB224

KB329

KB300

KB221

1" x BASE

KB113  
(CUT)

KB329

1" x TRIM

5/4" x TRIM

1" x TRIM

1" x TRIM

1" x BASE

KB224

8'-0" CEILING HEIGHT

KB CLASSICAL MOULDING MILLED FROM POPLAR CREATING DEEP INCISIONS, CRISP EDGES, STRONG SHADOW LINES



GREEK REVIVAL

ALL PROFILES IN-STOCK, PRIMED POPLAR



KUIKEN BROTHERS

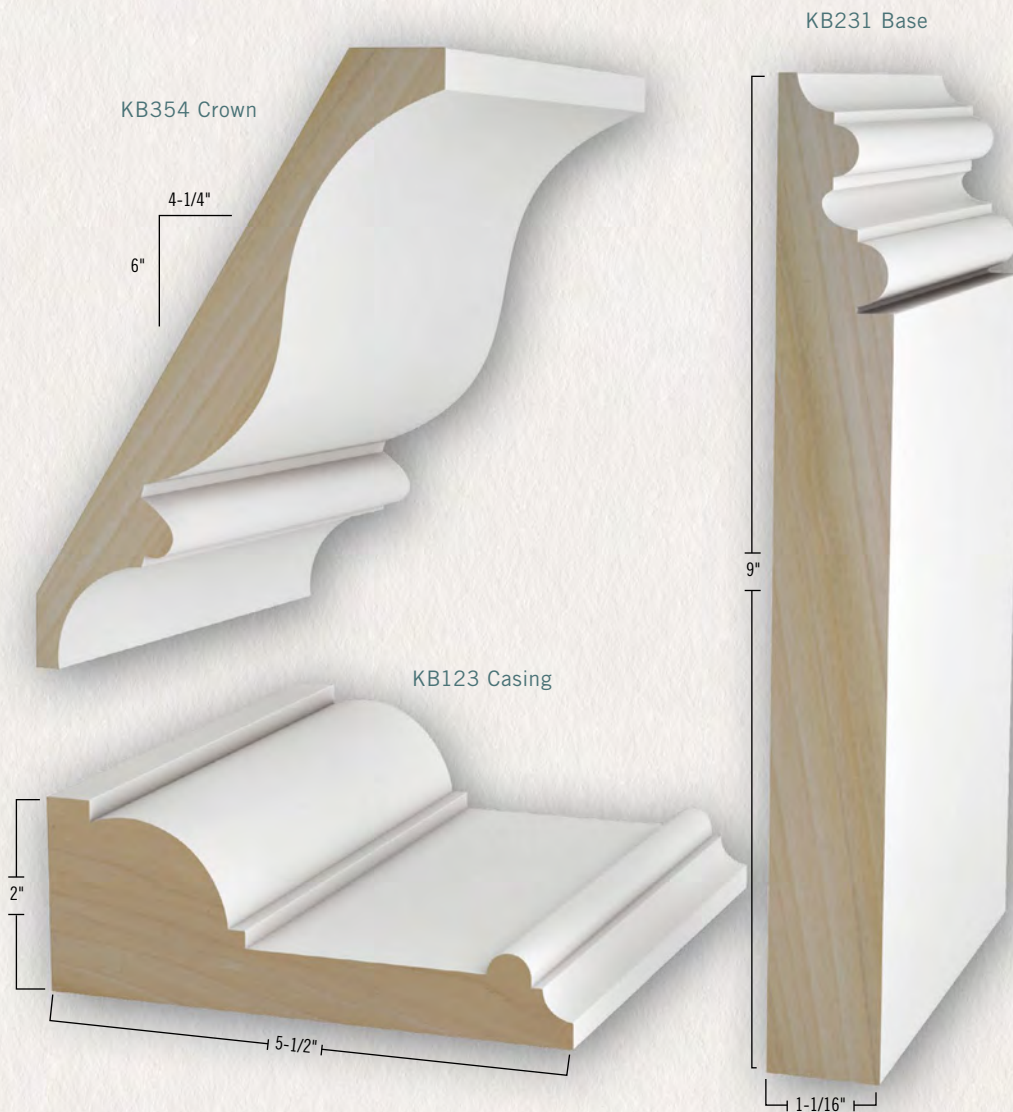
---

# TRADITIONAL REVIVAL

---

MOULDING COLLECTION

CLASSICAL PROPORTIONS  
FOR TODAY'S HOMES







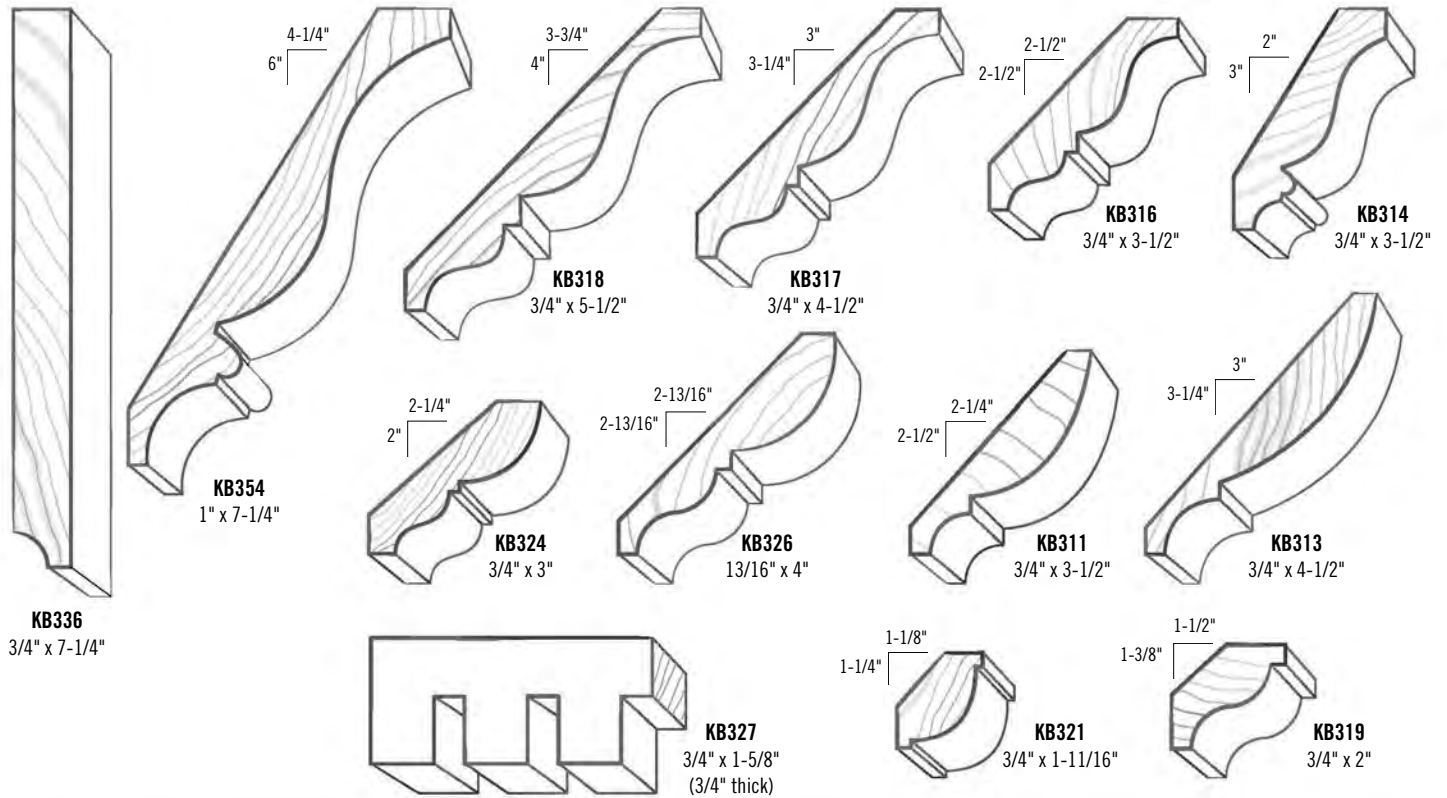
This style represents an effort to take the classical ideals of the Colonial period and adapt them to modern expectations for new homes and houses. Grand entrances and taller ceilings require the largest profiles available from our collection in order to maintain the wonderful proportions of the classical era.



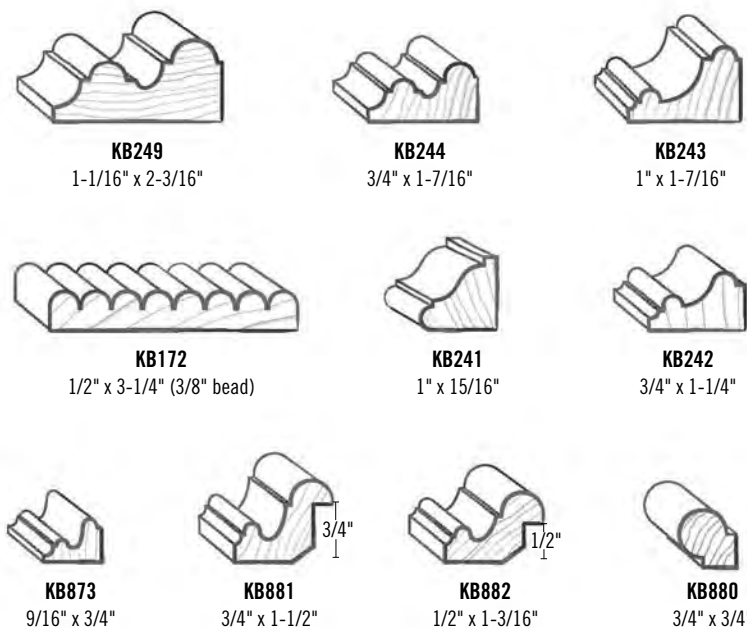
VISIT THE ONLINE CATALOG



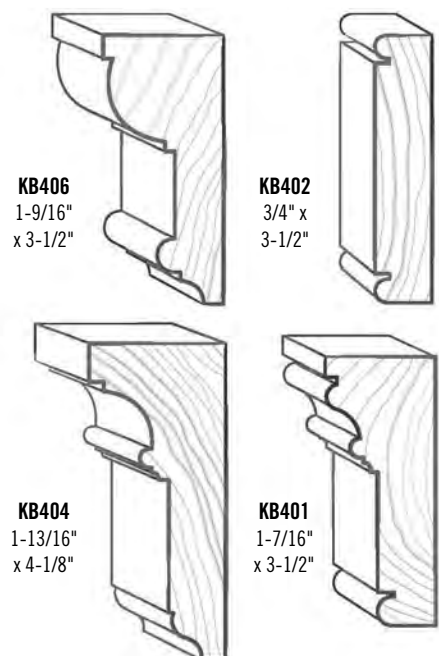
## TRADITIONAL REVIVAL CROWN



## TRADITIONAL REVIVAL PANEL



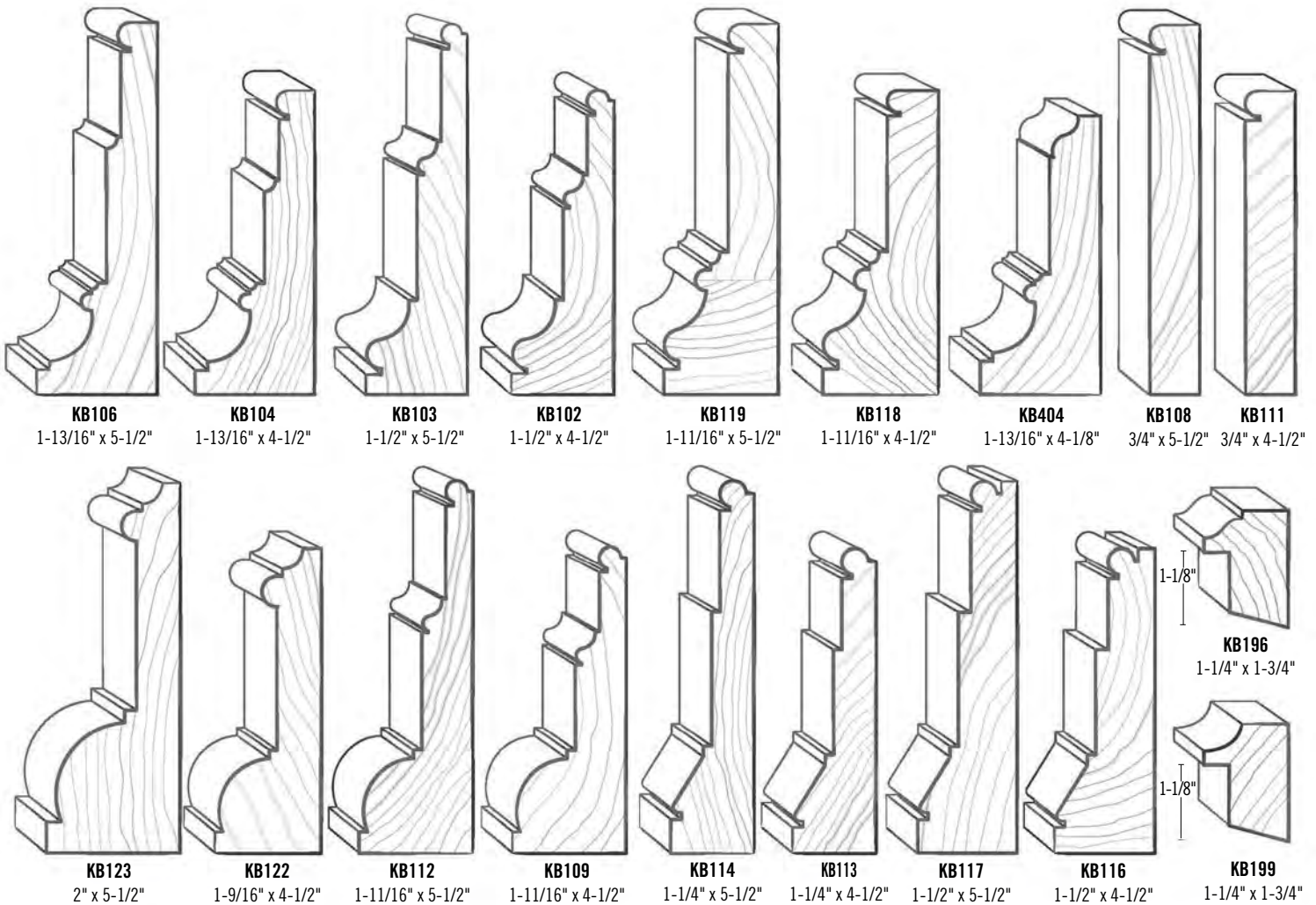
## TRADITIONAL REVIVAL CHAIR RAIL



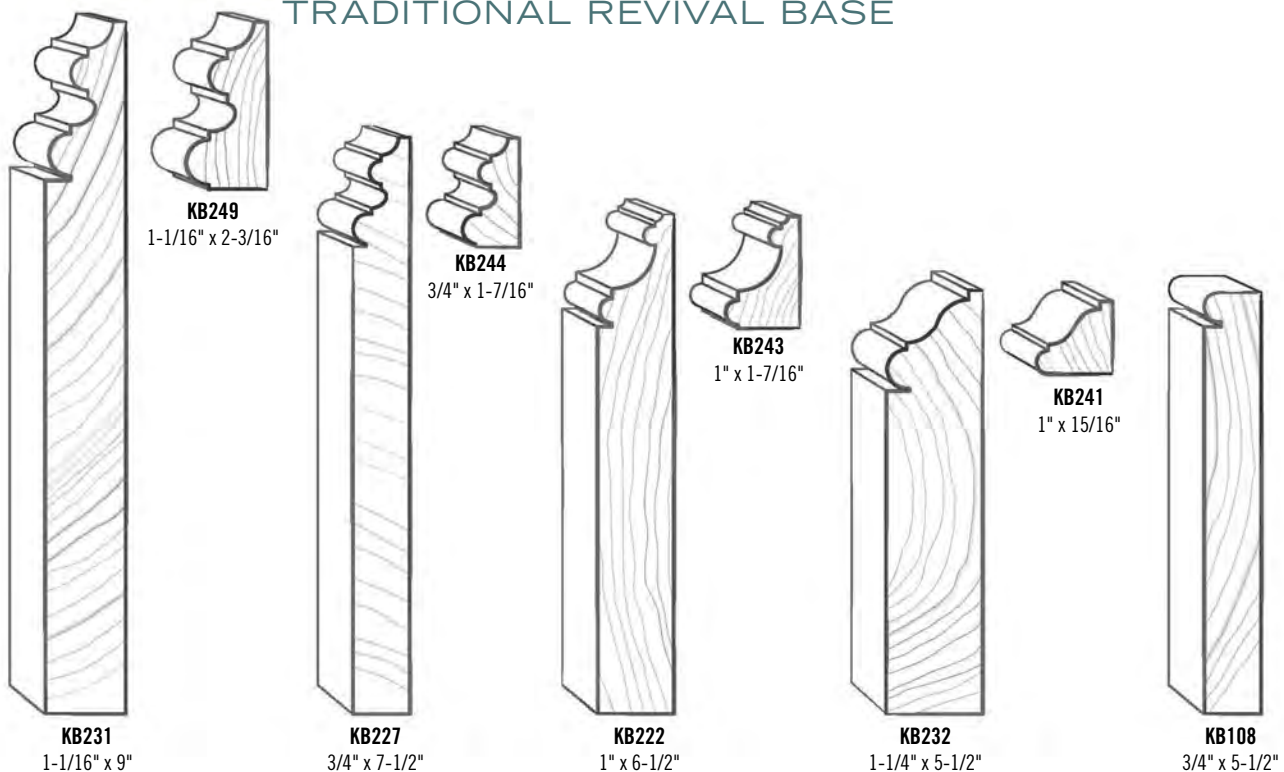
\* KB275, KB308, KB355, KB300, KB325 from Kuiken Brothers' Full Line Moulding Collection. Not Stocked in Poplar.

## TRADITIONAL REVIVAL CASING

ALL PROFILES SHOWN AT 40%



## TRADITIONAL REVIVAL BASE



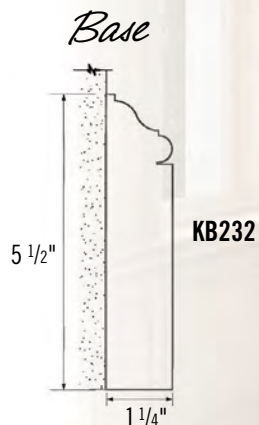
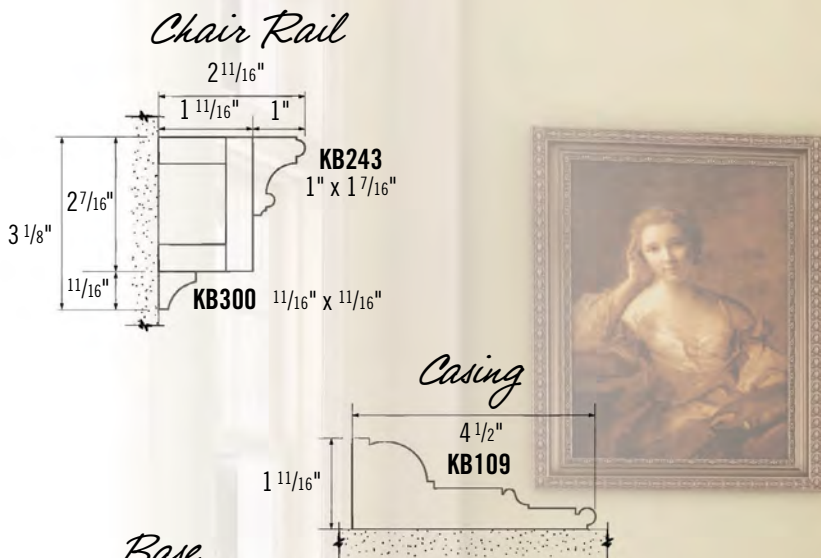
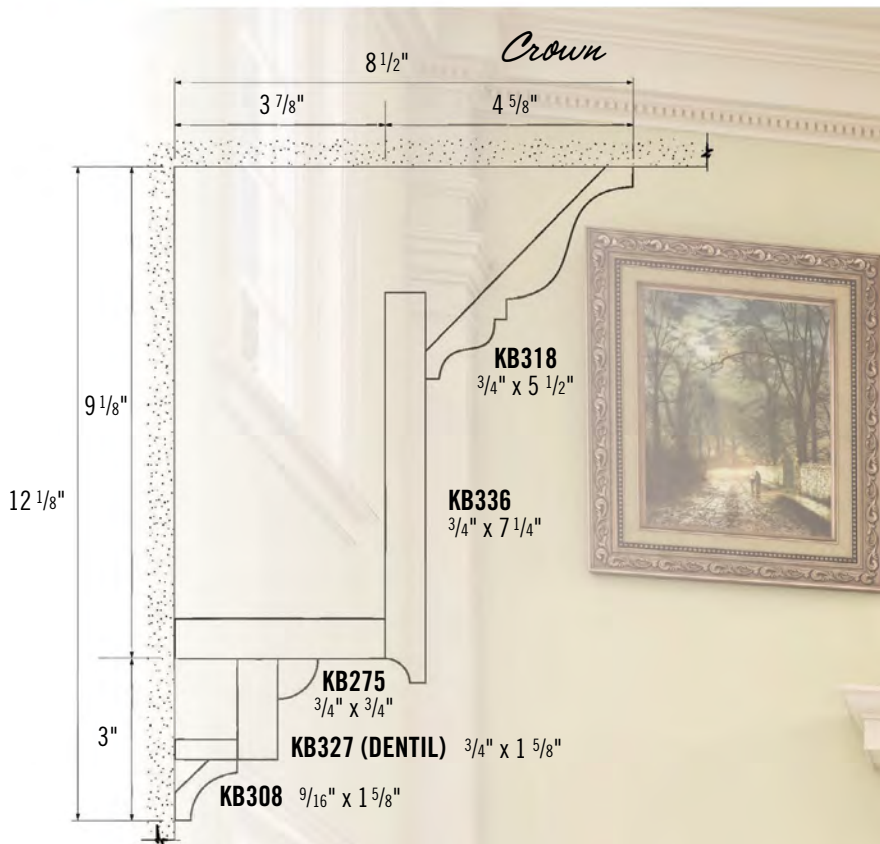
ALL PROFILES IN-STOCK, PRIMED POPLAR





KUIKEN BROTHERS  
**TRADITIONAL REVIVAL**  
MOULDING COLLECTION

CLASSICAL PROPORTIONS  
FOR TODAY'S HOMES



20'-0" CEILING HEIGHT





KB CLASSICAL MOULDING MILLED FROM POPLAR CREATING DEEP INCISIONS, CRISP EDGES, STRONG SHADOW LINES








KUIKEN BROTHERS  
**TRADITIONAL REVIVAL**  
MOULDING COLLECTION

CLASSICAL PROPORTIONS  
FOR TODAY'S HOMES




KB CLASSICAL MOULDING MILLED FROM POPLAR CREATING DEEP INCISIONS, CRISP EDGES, STRONG SHADOW LINES





### *Reduction in Trim*

Have you heard about architect Robert Adam's Logical Theory of Reduction in Trim? In summary, it's advisable to reserve more intricate moulding details for front entries, foyers, and dining rooms, where you're more likely to entertain guests. It is perfectly acceptable to opt for smaller moulding profiles in second-floor areas or private spaces, such as bedrooms and hallways. Our Classical Moulding collection is truly unique and allows you to follow this theory while maintaining a consistent look and feel, even when ceiling heights vary. We offer every casing in 5-1/2", 4-1/2", and 3-1/2" proportionately scaled replicas. Each base moulding comes with a matching base cap, allowing you to adjust the height. Crown mouldings are available in at least two, if not three, different size options.




*Base & Casing-8' Ceiling*

*Second Floor, Public. Two Part Cornice/Crown*

*Second Floor, Private. One Profile Crown*



KB223 BASE  
3/4" x 5-1/2"



KB104 CASING  
1-13/16" x 4-1/2"

*Base & Casing-9' Ceiling*



KB222 BASE  
1" x 6-1/2"



KB106 CASING  
1-13/16" x 5-1/2"



*First Floor, Formal. Four Part Cornice/Crown*

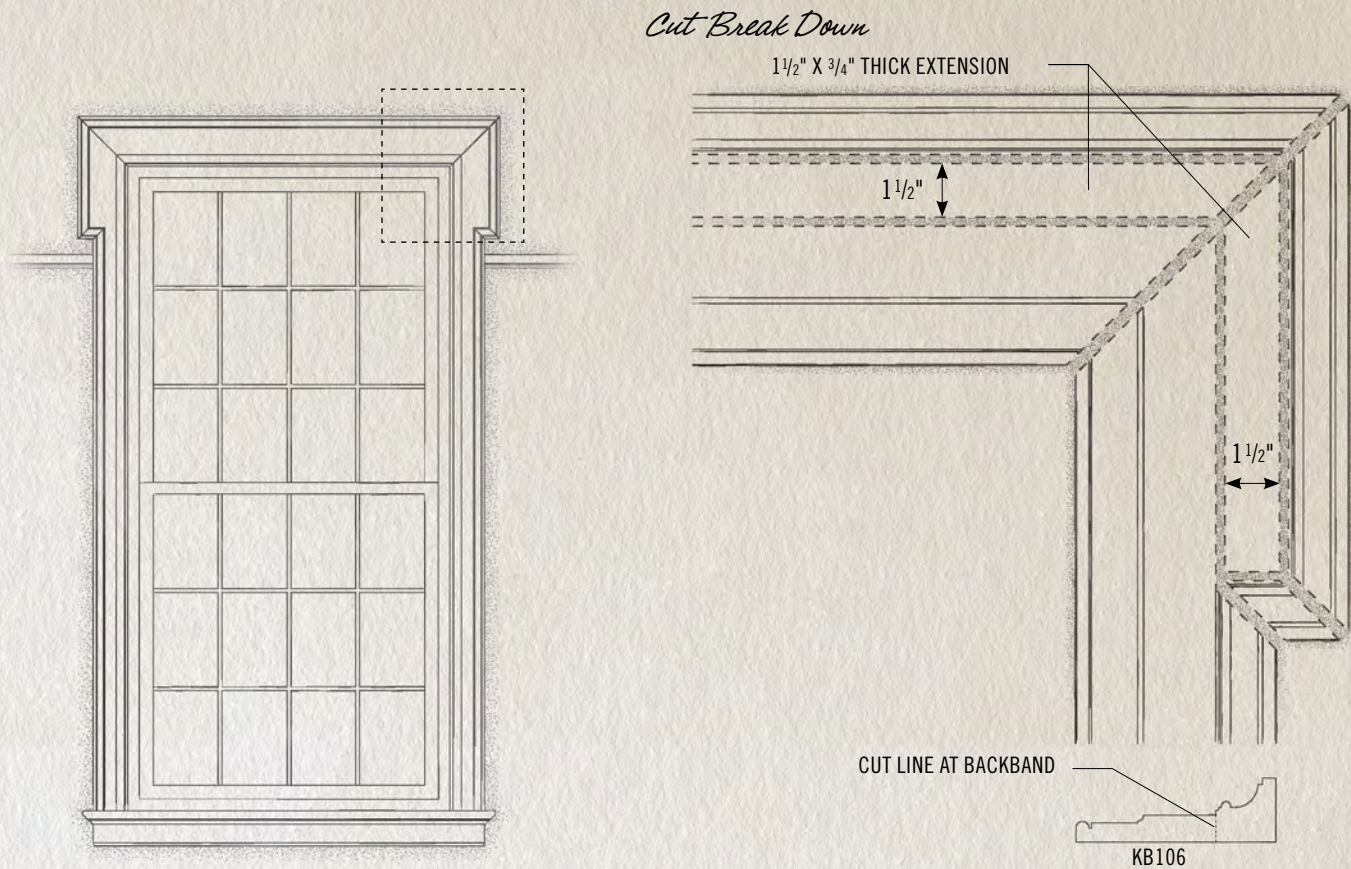


# INTERIOR ELEVATIONS

## CLASSICAL MOULDING INSTALLATION DETAILS

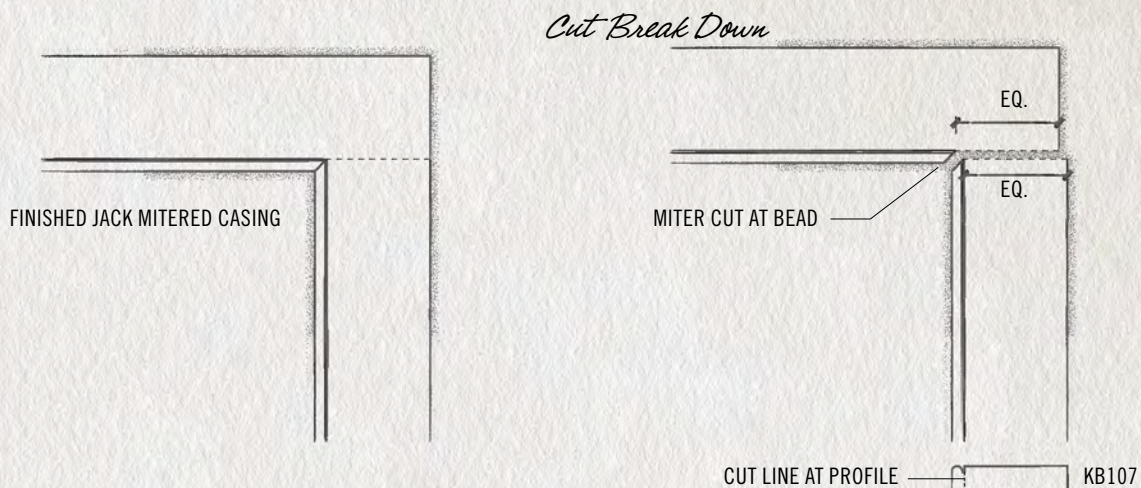
### *Crossetted Corner/Eared Architrave*

A decorative embellishment for windows, doors and mantles, most commonly used in Georgian and Greek Revival style interiors. The casings in the KB Classical Collection feature large backbands, ideal for these applications.



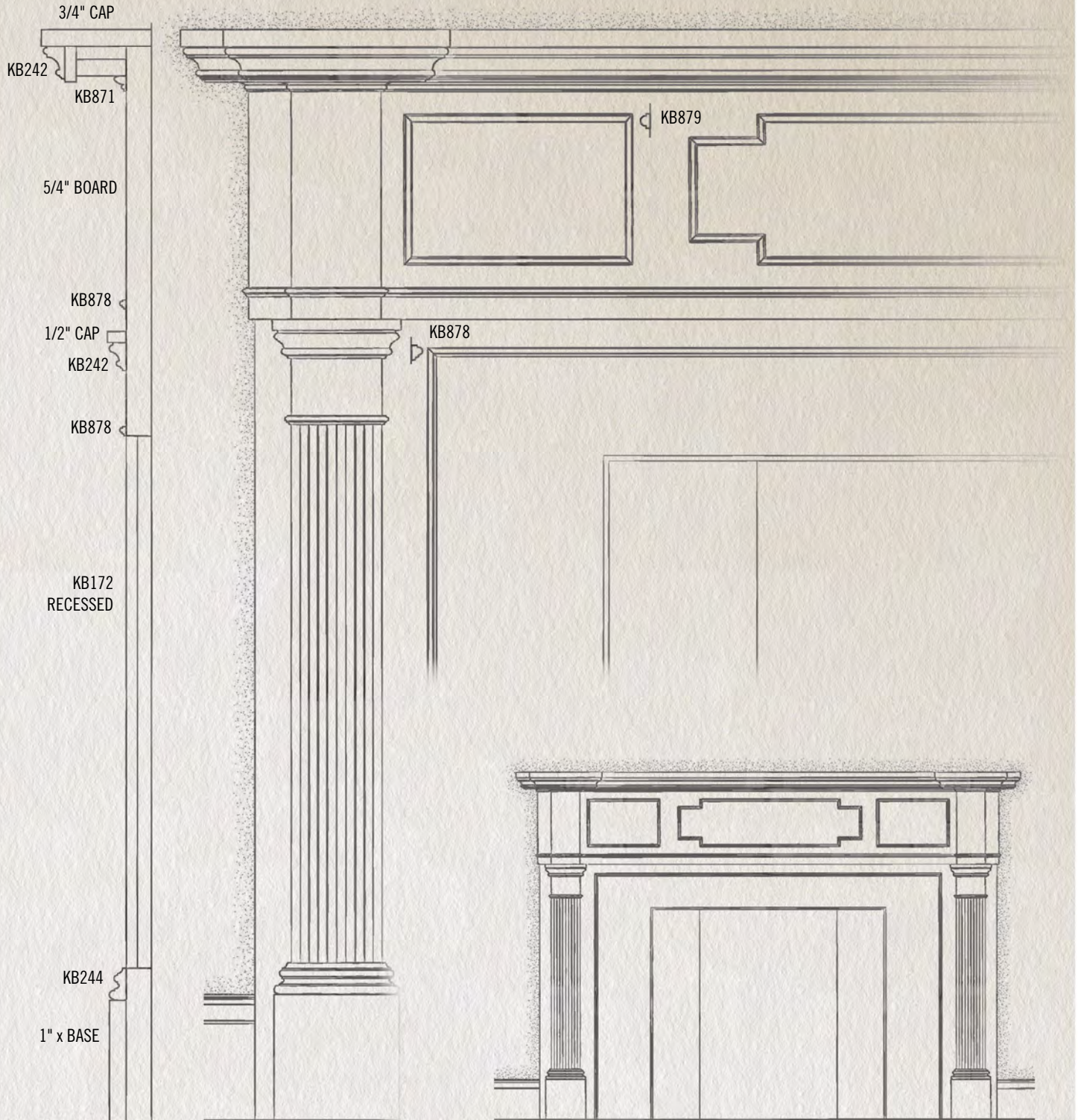
### *Jack Miter*

A Jack Miter is a combination of a butt joint and a miter which allows you to maintain a continuous bead in casing and base transitions. It can also be pocket hole screwed, minimizing shrinkage.





*Federal Mantel*

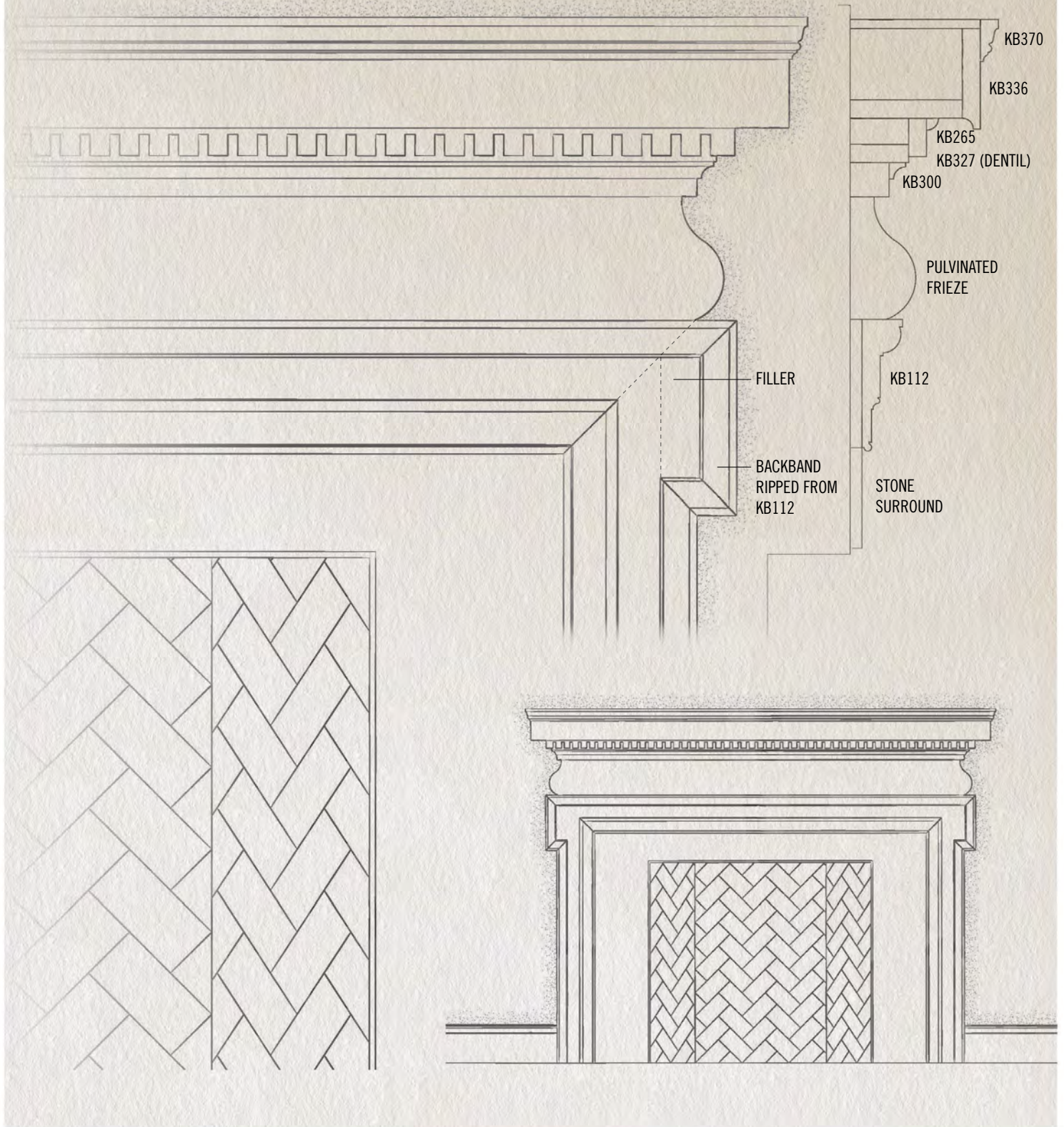




# INTERIOR ELEVATIONS

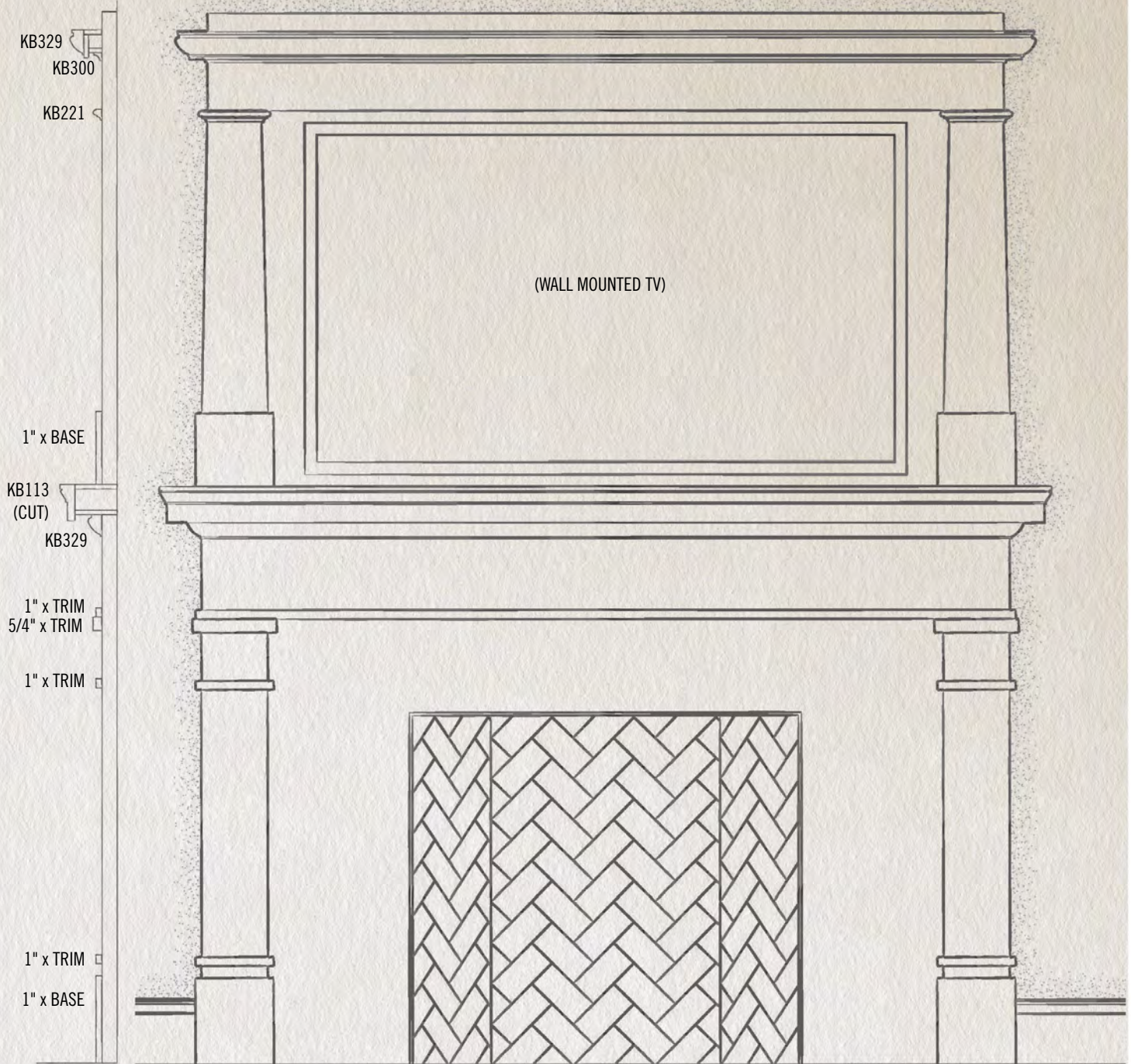
## CLASSICAL MOULDING INSTALLATION DETAILS

### *Georgian Mantel*





*Greek Revival Mantel*

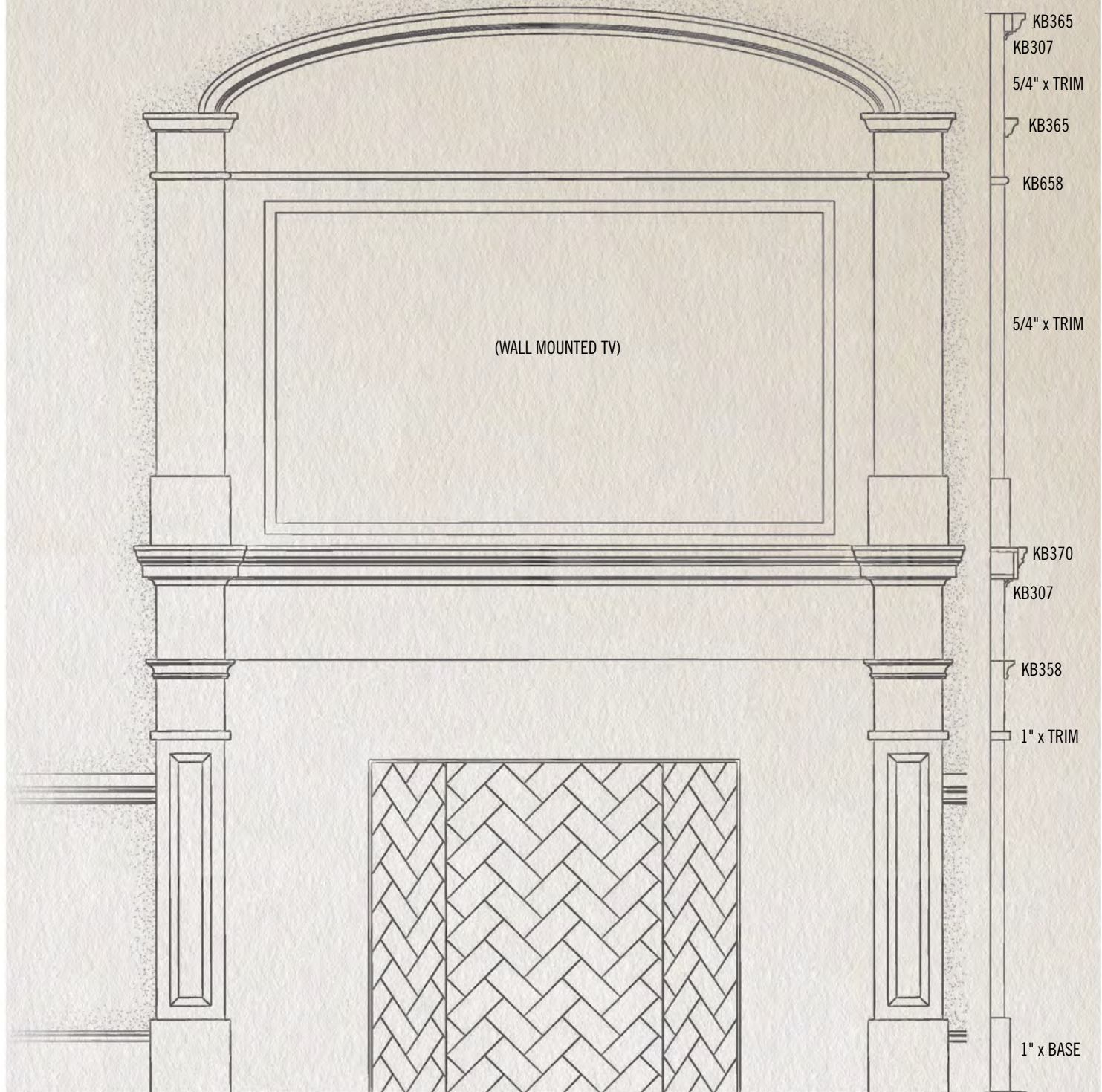




# INTERIOR ELEVATIONS

## CLASSICAL MOULDING INSTALLATION DETAILS

### *Colonial Revival Mantel*





# INTERIOR ELEVATIONS

## CLASSICAL MOULDING INSTALLATION DETAILS

### *Palladian Window*

RADIUS KB109

5/4" x BOARD

KB319

KB336 RIPPED

KB321

KB327

KB355

KB221

1/4" LATTICE

KB375

5/4" x BOARD

KB221

KB873

KB873

5/4" x BOARD


KB249

1" x BOARD

KB780

KB365

KB108

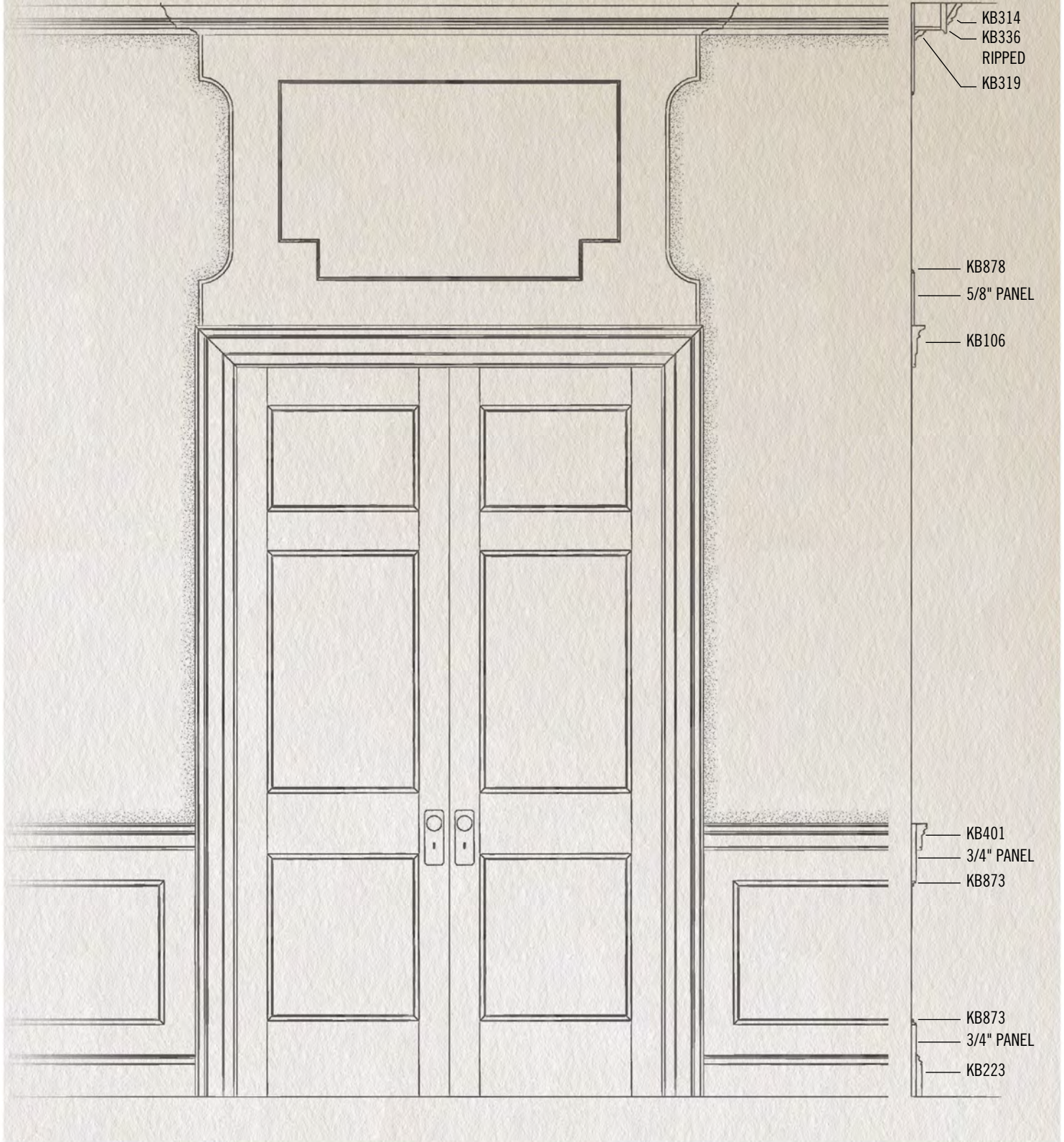




# INTERIOR ELEVATIONS

## CLASSICAL MOULDING INSTALLATION DETAILS

### *Federal Entry Panel*





*Traditional Revival Entryway*

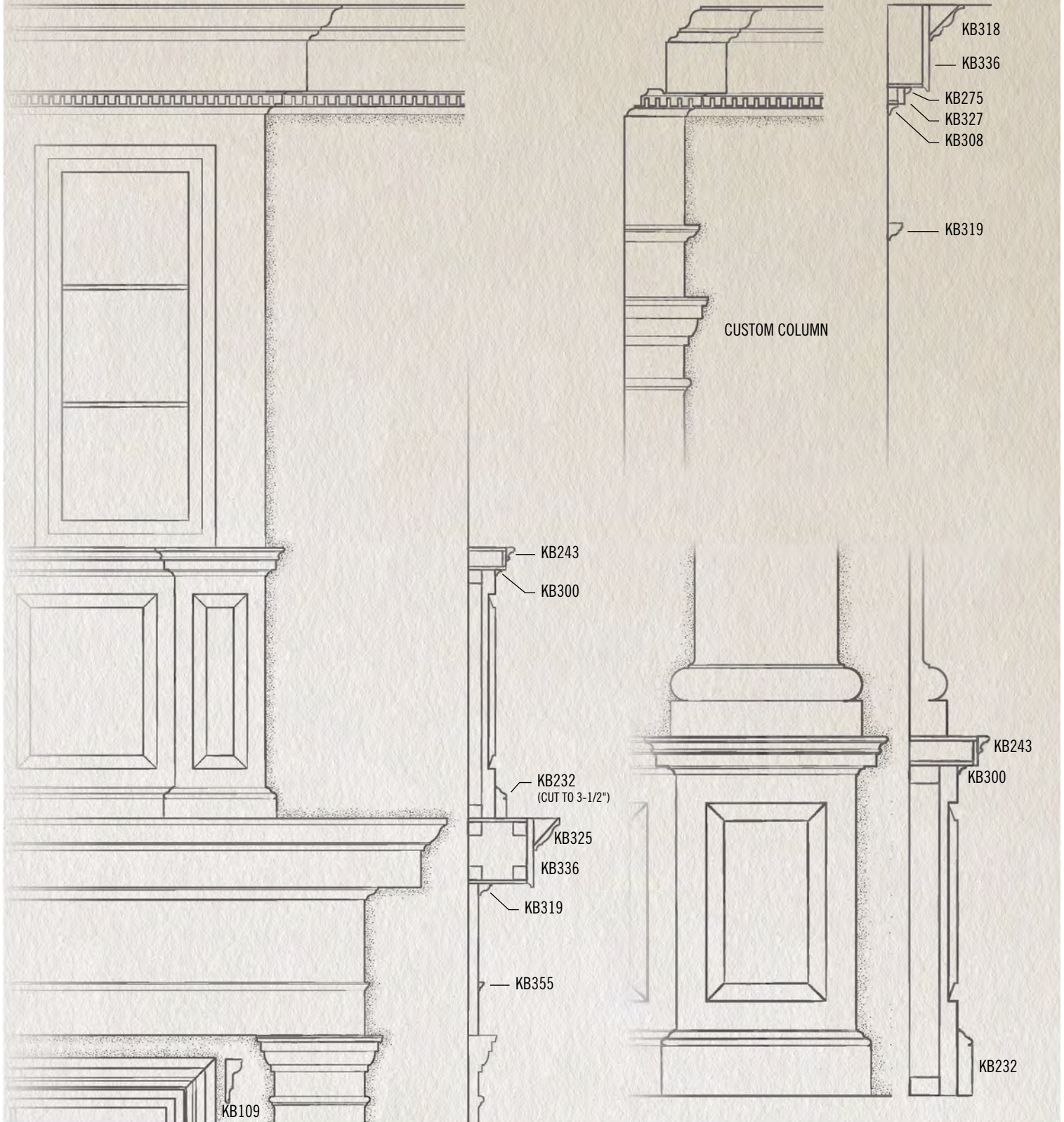




# INTERIOR ELEVATIONS

## CLASSICAL MOULDING INSTALLATION DETAILS

### *Traditional Revival Entryway - Detail*

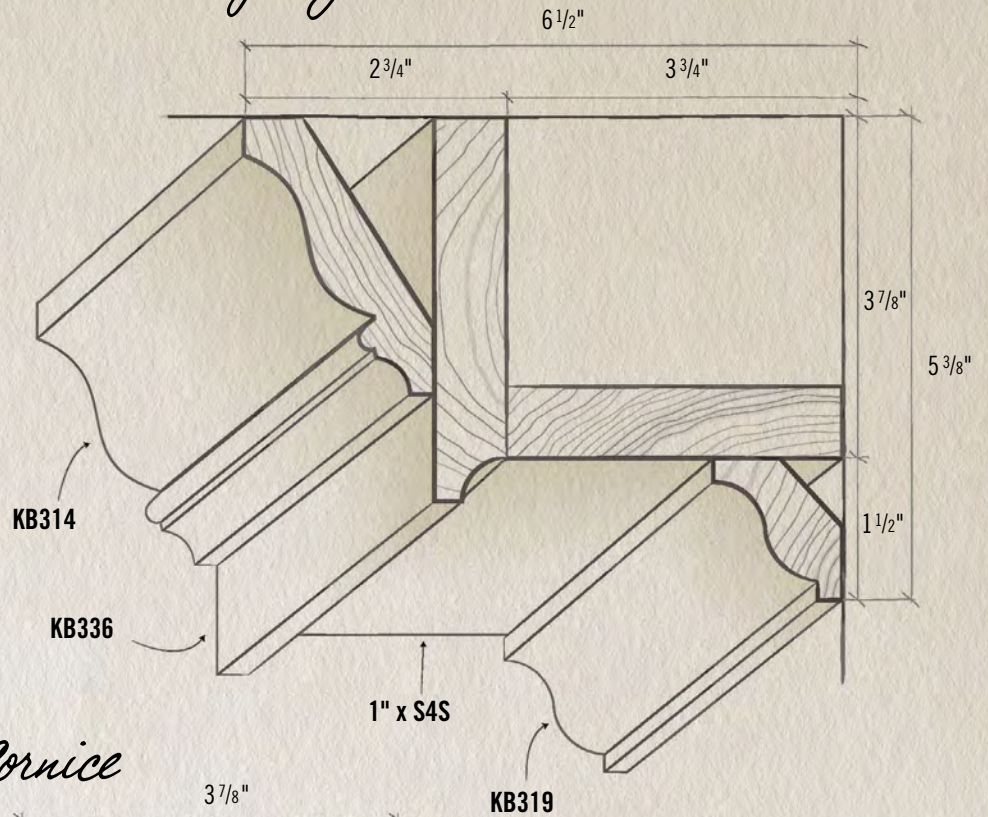




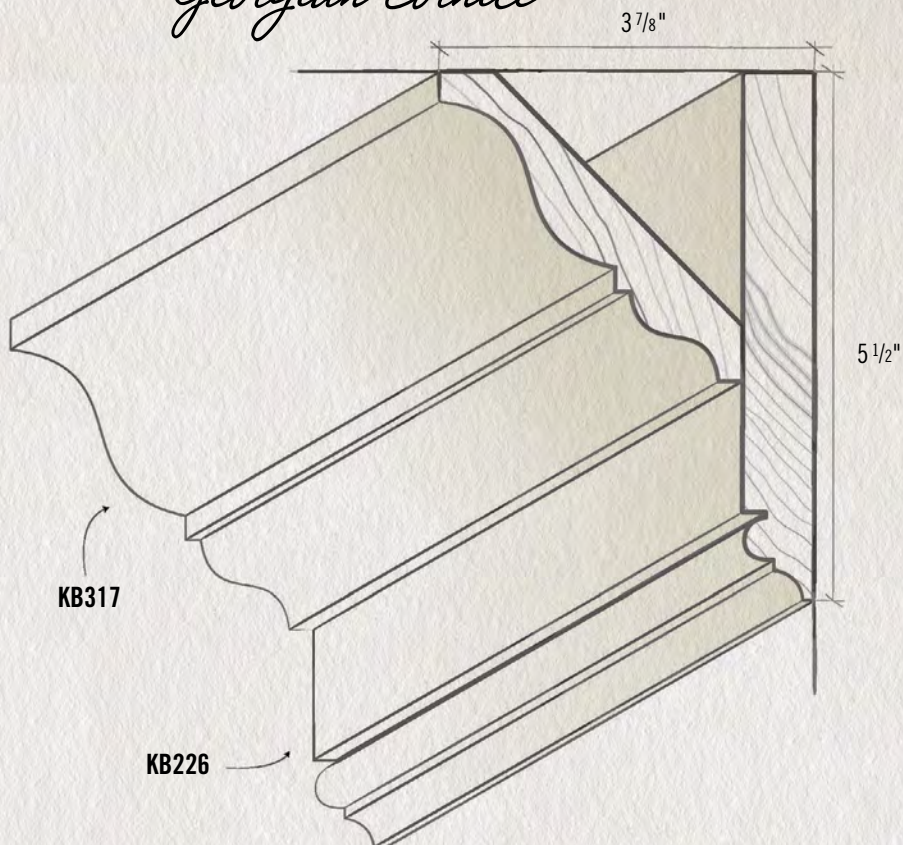
# INTERIOR ELEVATIONS

## CLASSICAL MOULDING INSTALLATION DETAILS

*Georgian Cornice*



*Georgian Cornice*

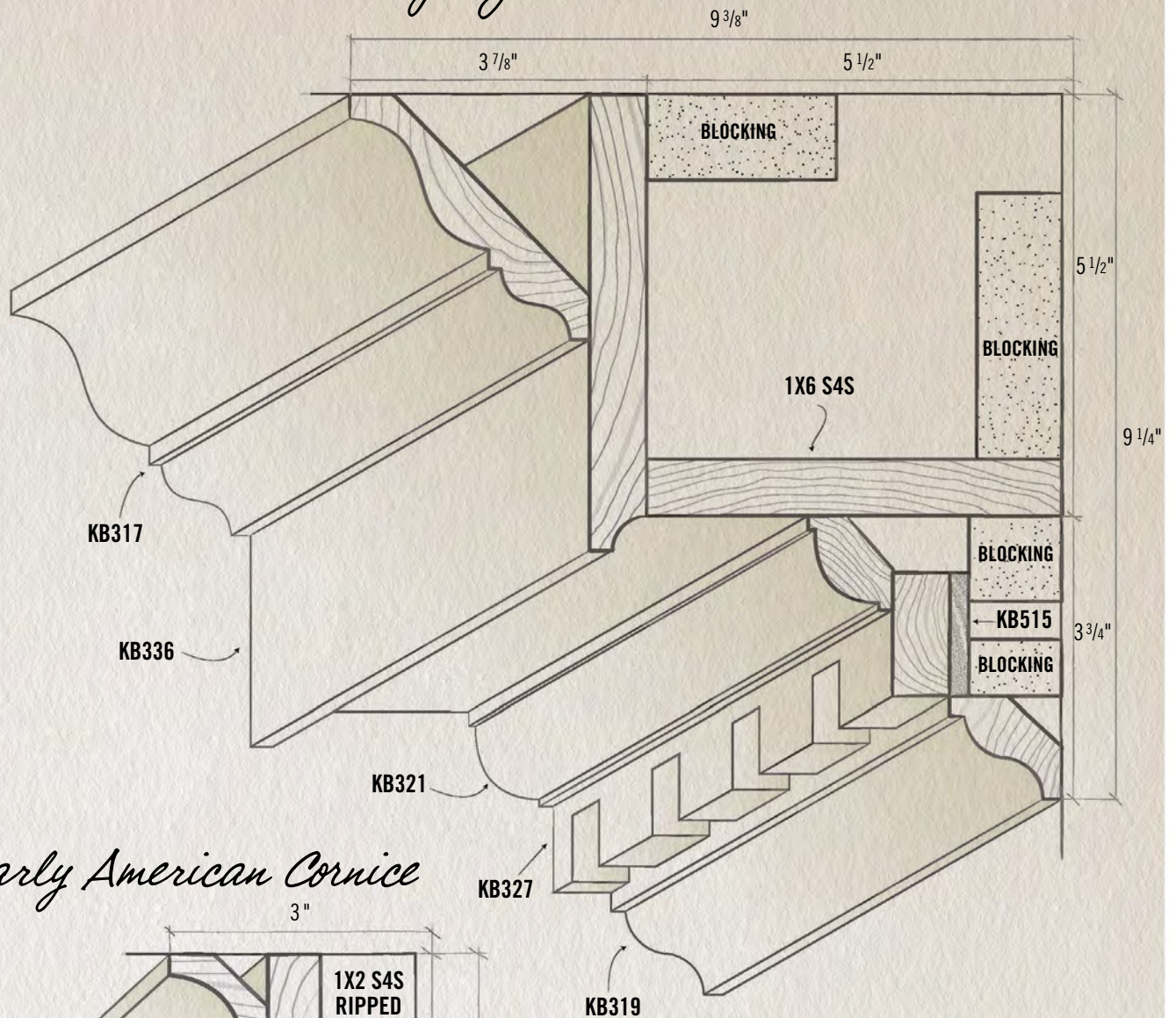




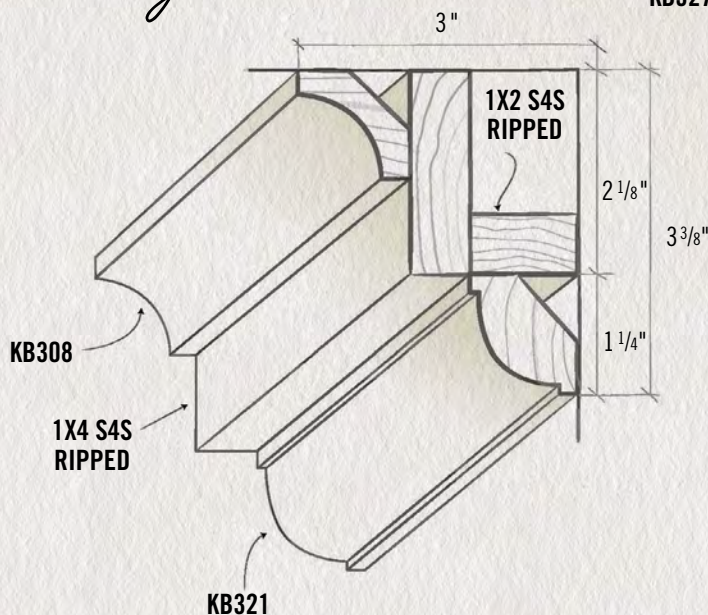
# INTERIOR ELEVATIONS

## CLASSICAL MOULDING INSTALLATION DETAILS

### *Georgian Cornice*

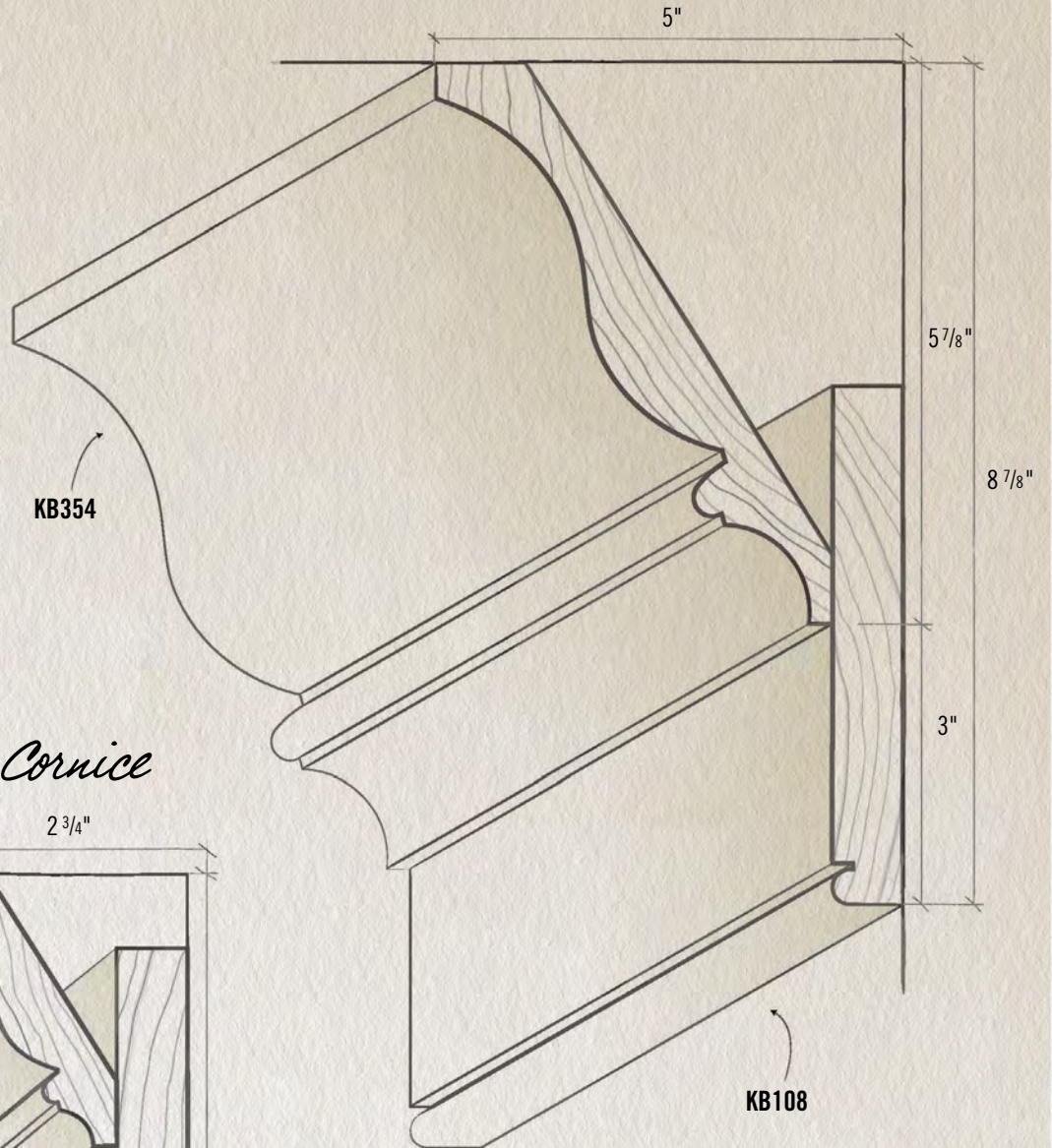


### *Early American Cornice*

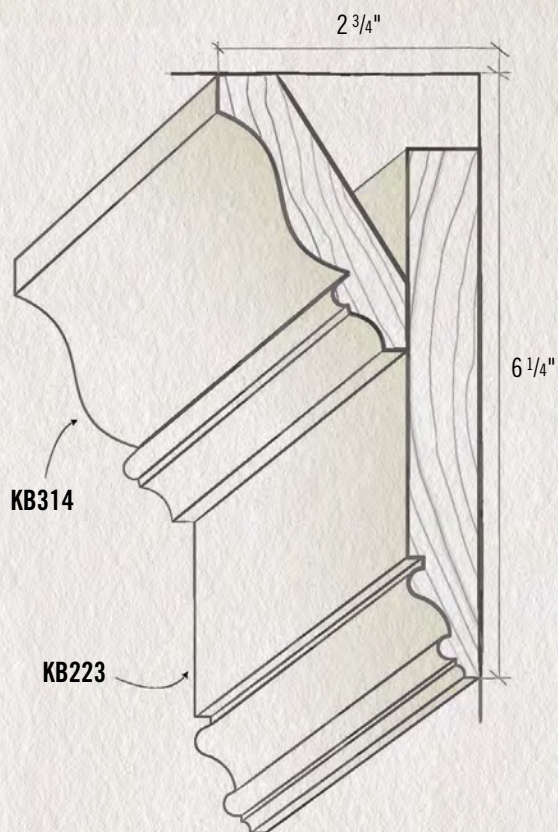




*Traditional Revival Cornice*



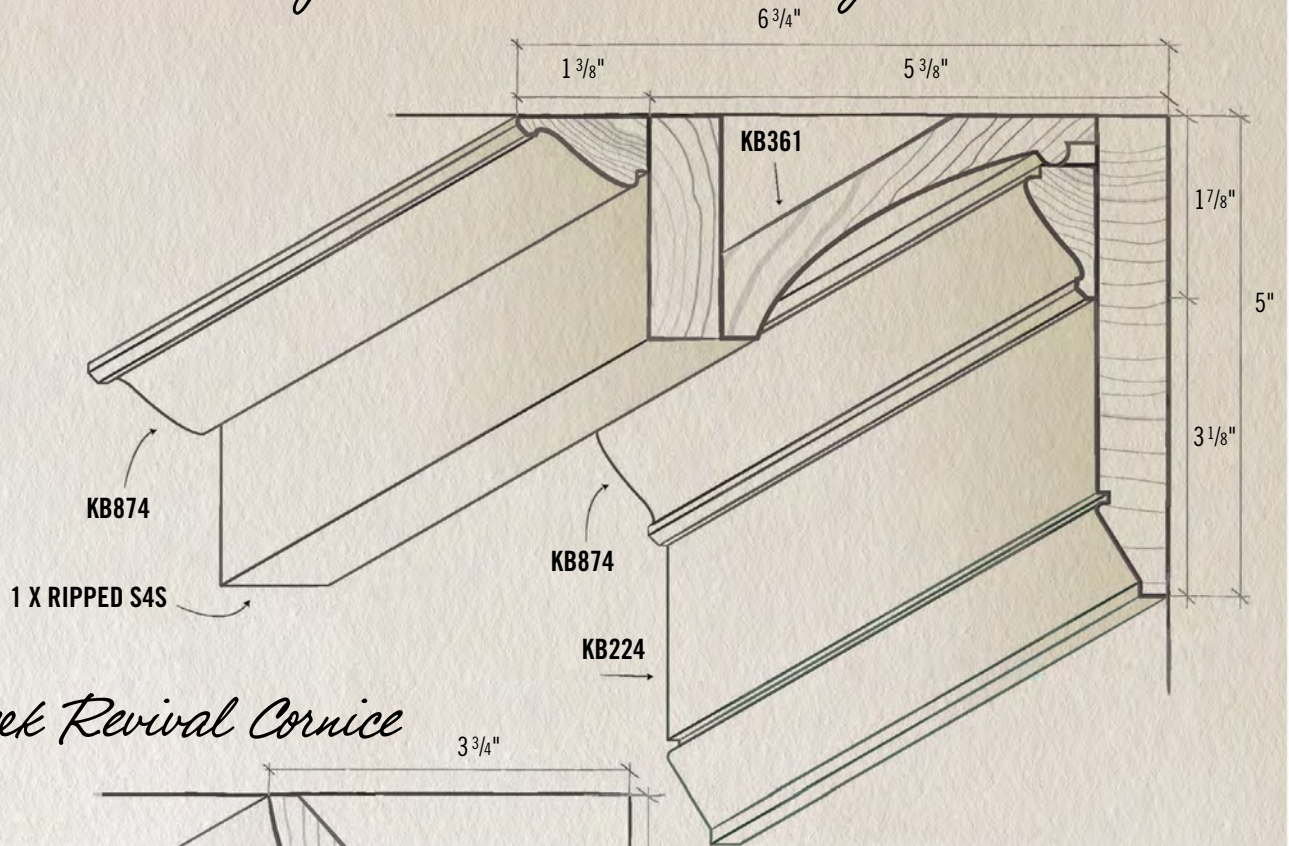
*Federal Crown Cornice*



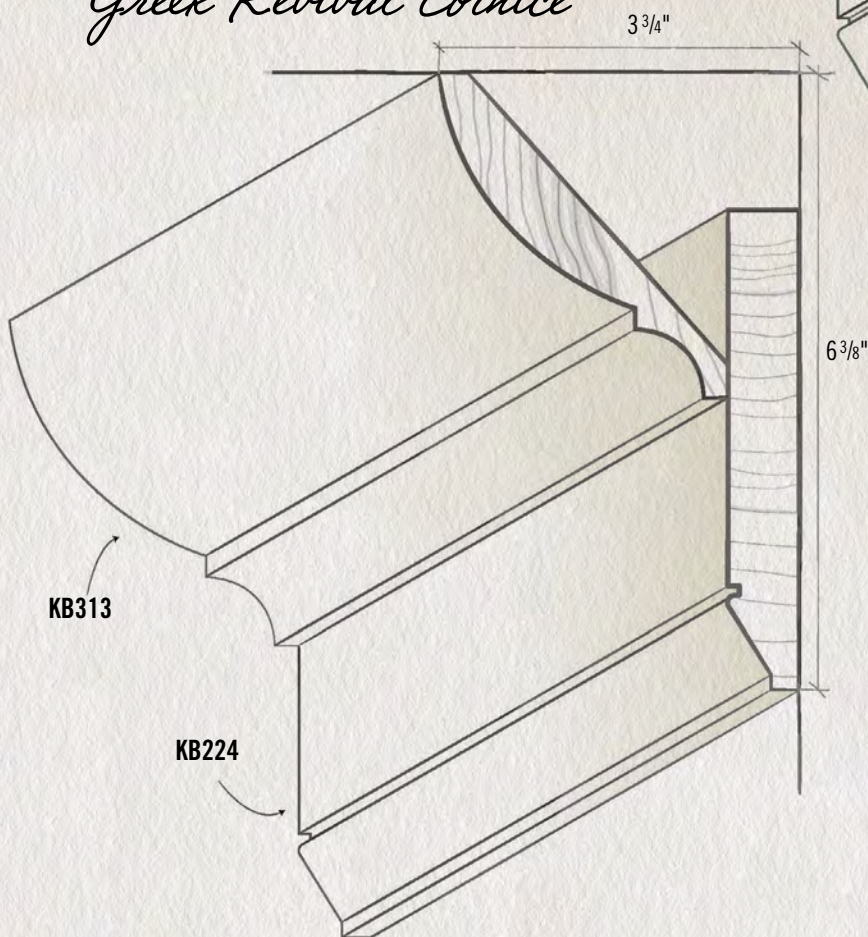


INTERIOR ELEVATIONS  
CLASSICAL MOULDING INSTALLATION DETAILS

*Greek Revival Plaster Style Cornice*

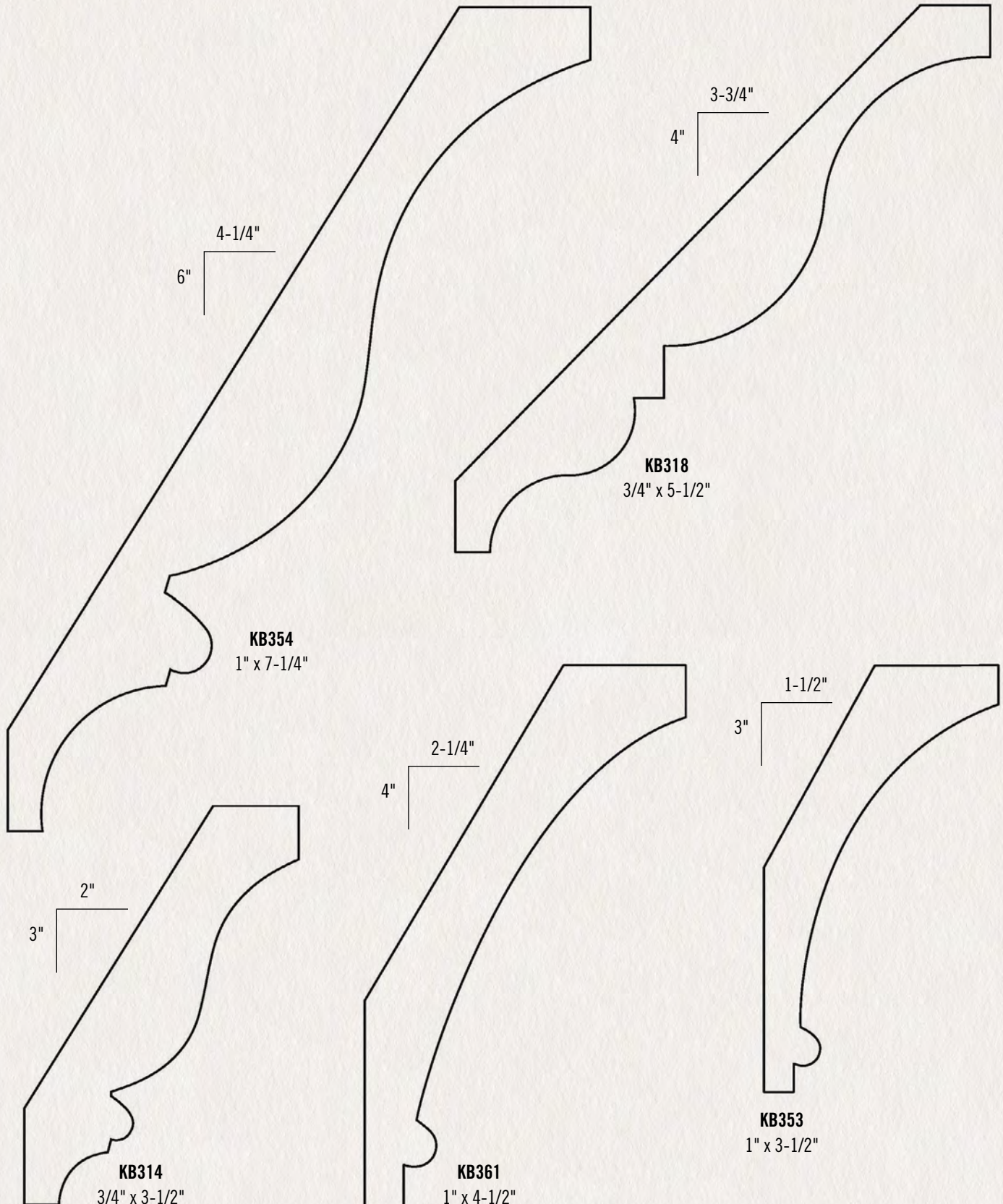


*Greek Revival Cornice*



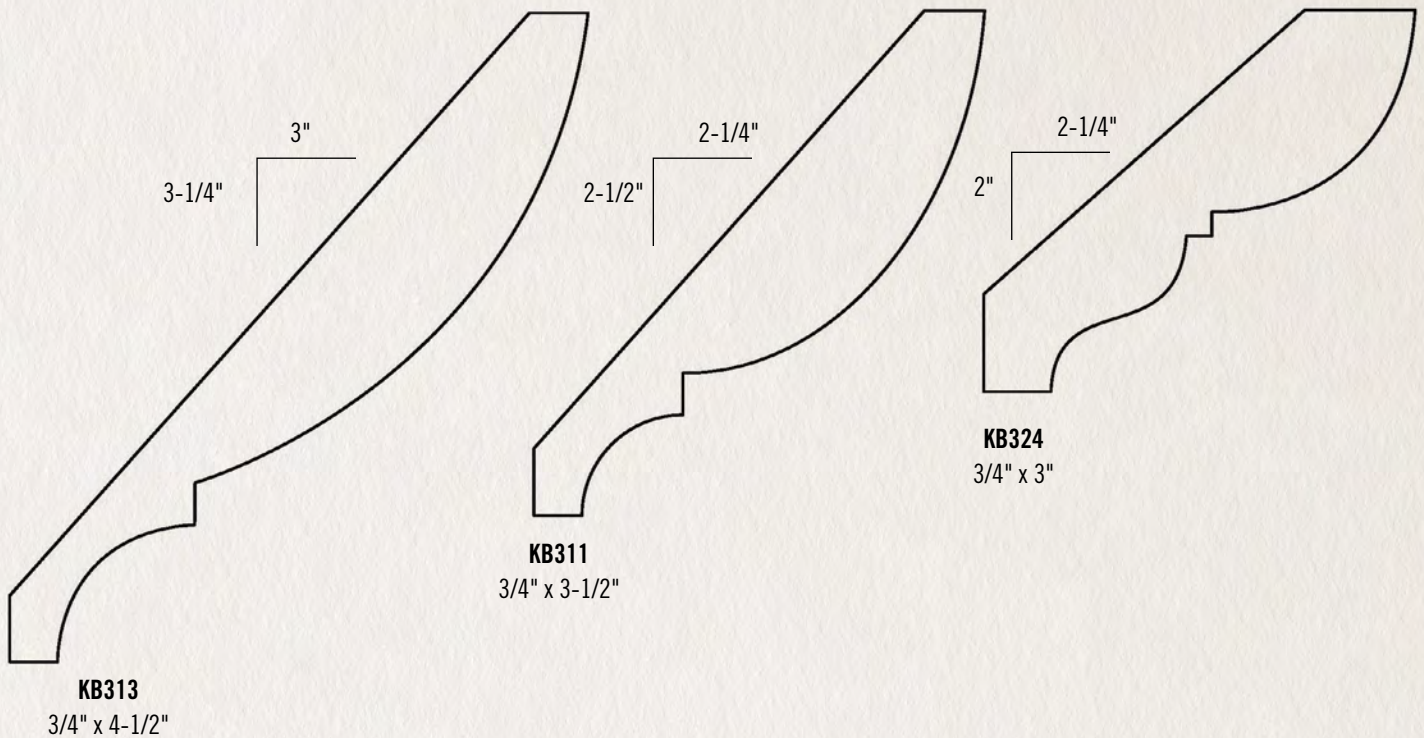
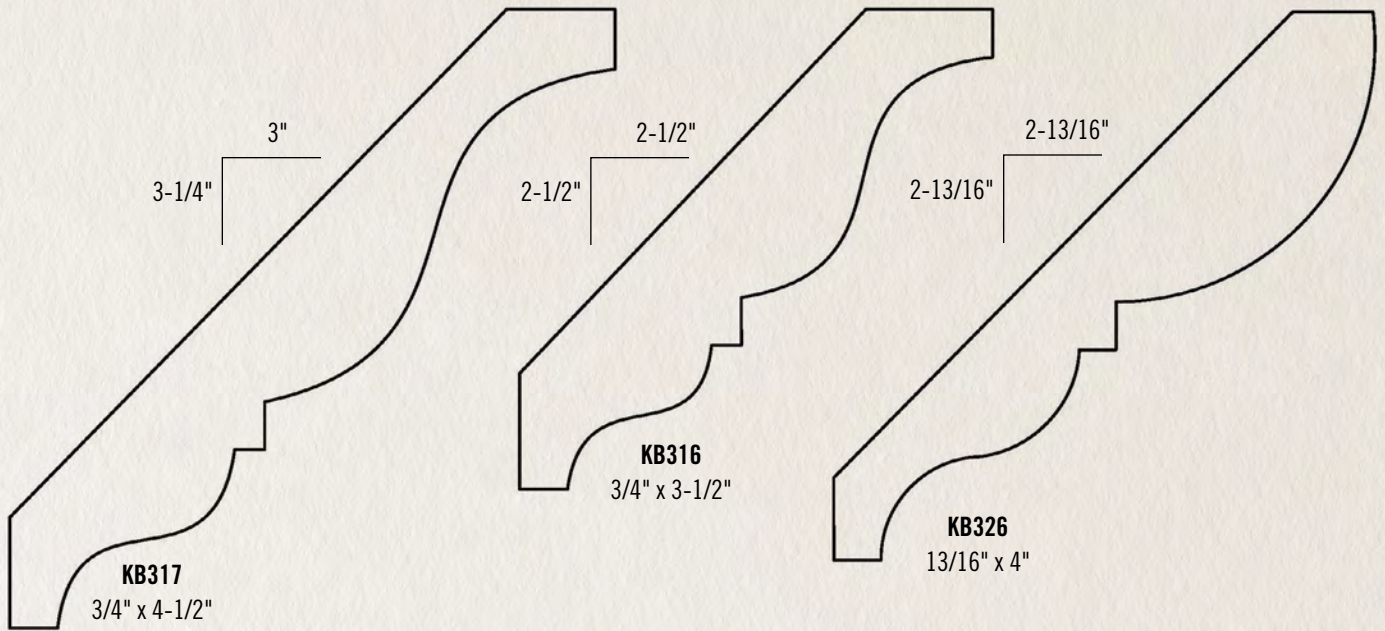


**CROWNS**



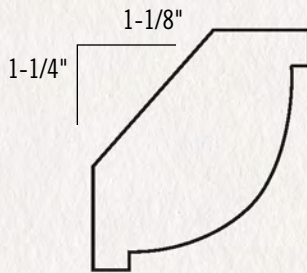


## CROWNS

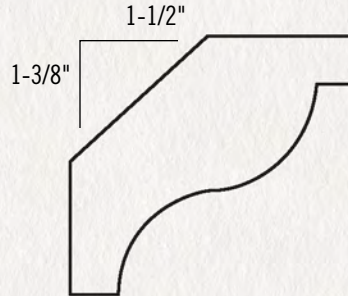




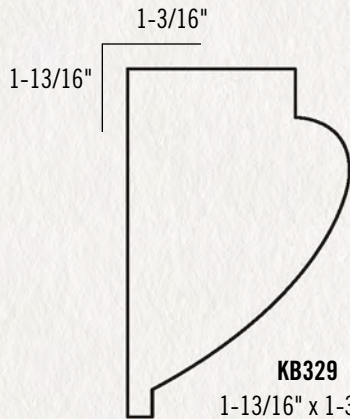
**CROWNS**



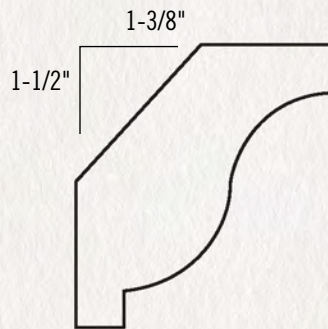
**KB321**  
3/4" x 1-11/16"




**KB319**  
3/4" x 2"  
(Supporting Bed Mould)




**KB329**  
1-13/16" x 1-3/16"



**KB319**  
3/4" x 2"  
(Terminating Crown)



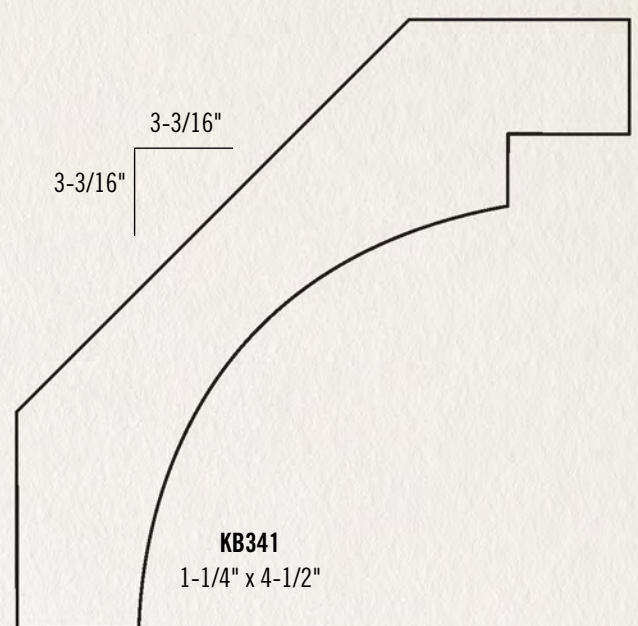
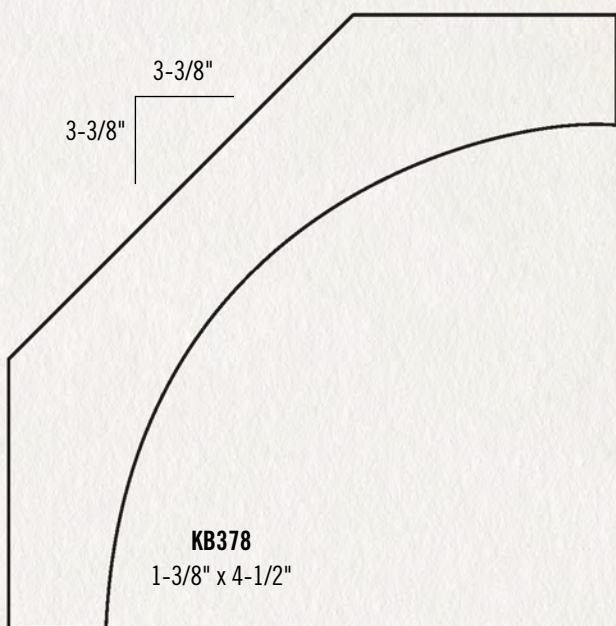
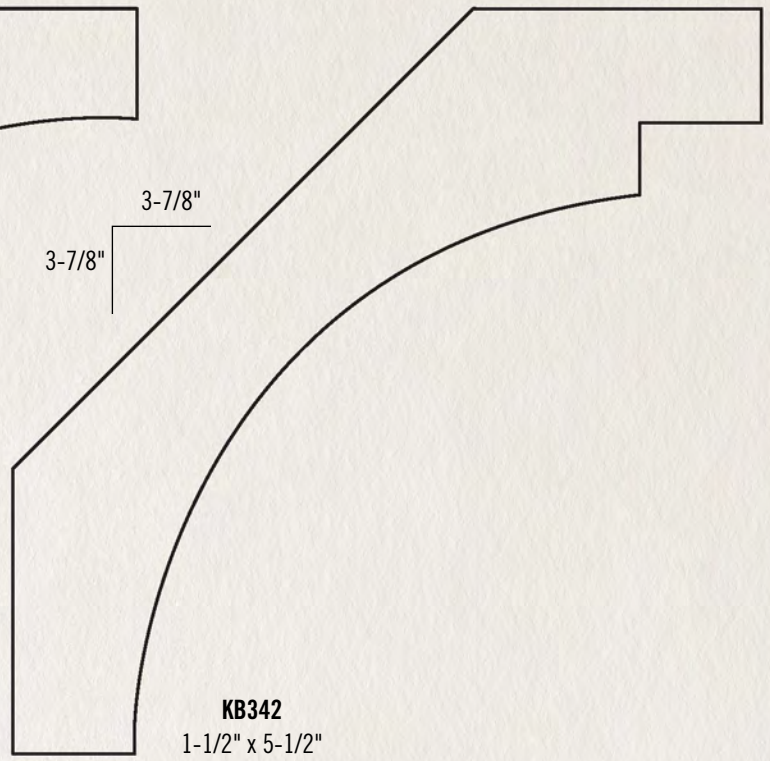
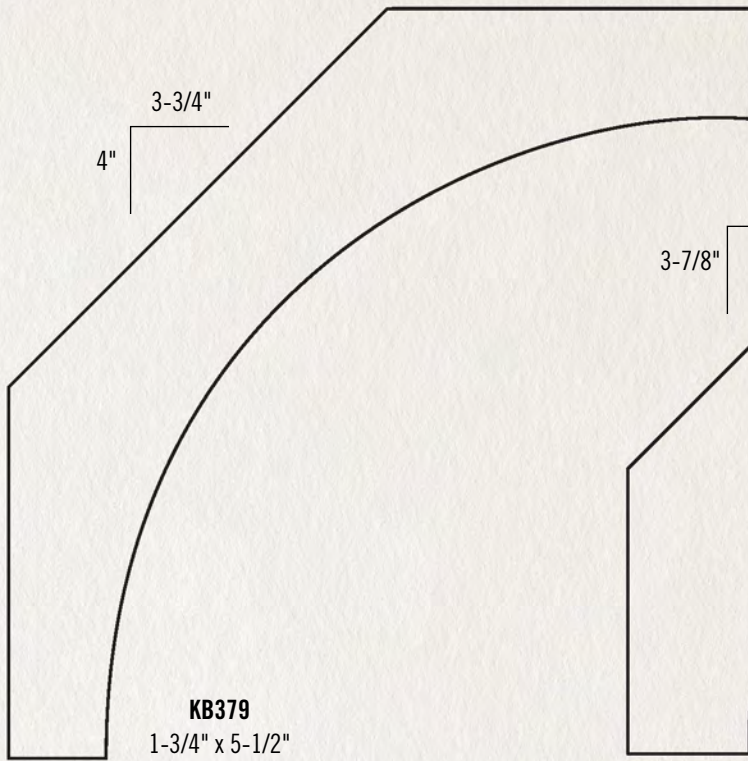
**KB327**  
3/4" x 1-5/8" (3/4" thick)



**KB336**  
3/4" x 7-1/4"

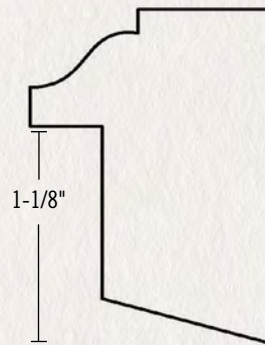


## CROWNS

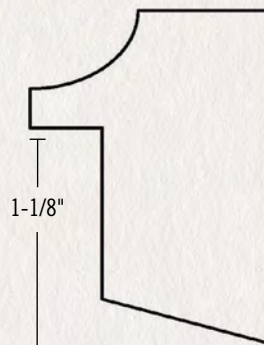




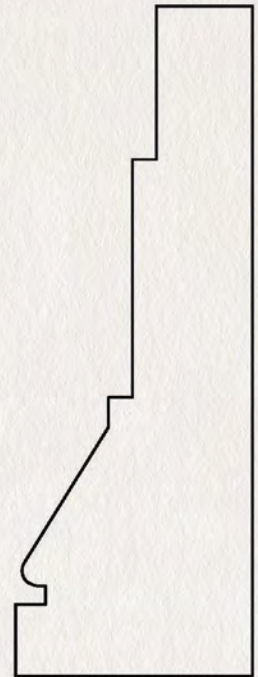
**CASINGS**




**KB196**  
1-1/4" x 1-3/4"



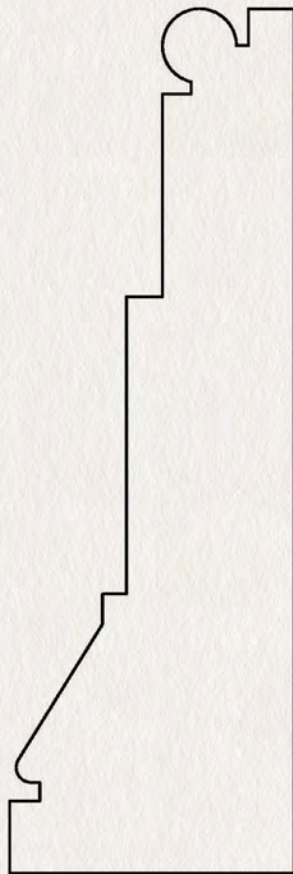
**KB199**  
1-1/4" x 1-3/4"




**KB407**  
1-1/4" x 3-1/2"




**KB117**  
1-1/2" x 5-1/2"



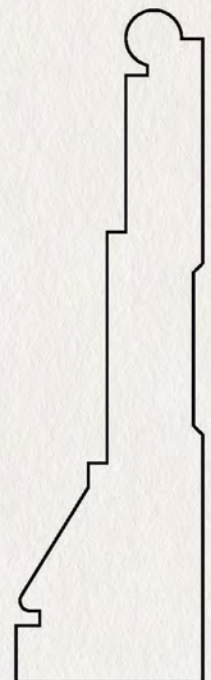
**KB116**  
1-1/2" x 4-1/2"



**KB114**  
1-1/4" x 5-1/2"



**KB113**  
1-1/4" x 4-1/2"




**KB139**  
1" x 3-1/2"



KB CLASSICAL MOULDING MILLED FROM POPLAR CREATING DEEP INCISIONS, CRISP EDGES, STRONG SHADOW LINES

## CASINGS



**KB106**  
1-13/16" x 5-1/2"

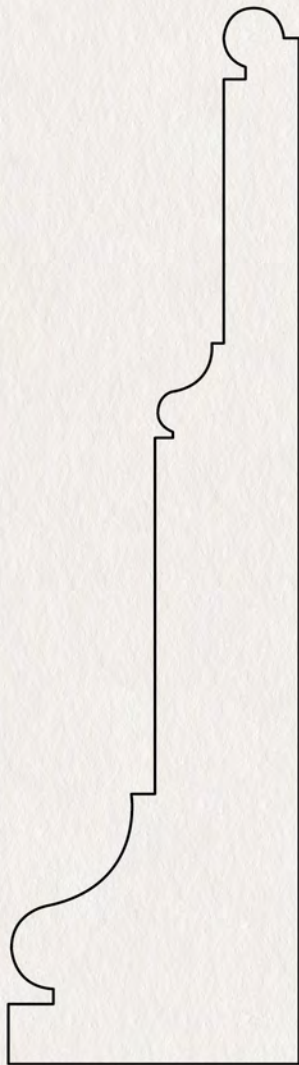
**KB104**  
1-13/16" x 4-1/2"

**KB137**  
1-3/8" x 3-1/2"

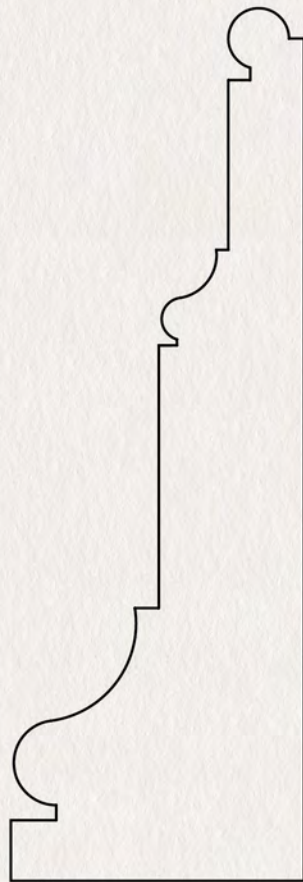
**KB404**  
1-13/16" x 4-1/8"

ALL PROFILES IN-STOCK, PRIMED POPLAR

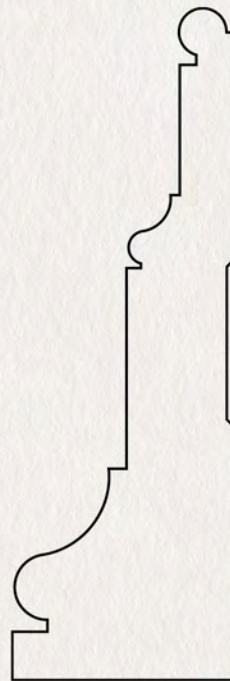





**KB103**  
1-1/2" x 5-1/2"




**KB102**  
1-1/2" x 4-1/2"



**KB136**  
1-3/16" x 3-1/2"



**KB108**  
3/4" x 5-1/2"




**KB111**  
3/4" x 4-1/2"




KB CLASSICAL MOULDING MILLED FROM POPLAR CREATING DEEP INCISIONS, CRISP EDGES, STRONG SHADOW LINES

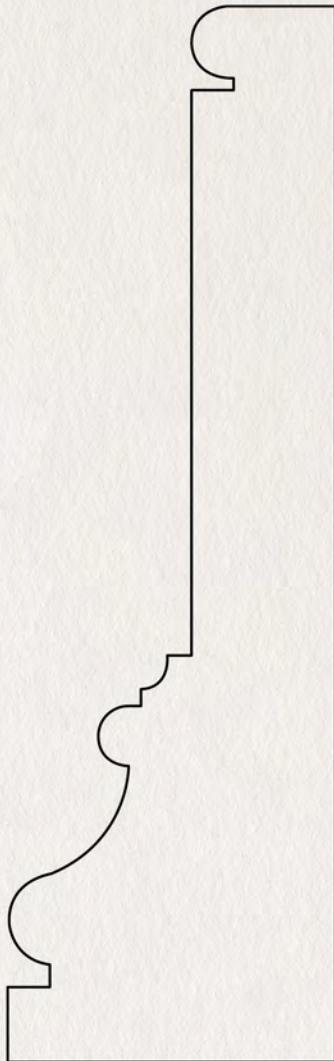
## CASINGS



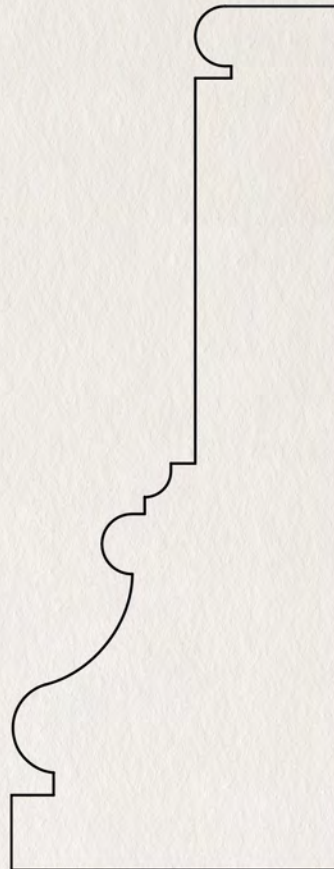
**KB402**  
3/4" x 3-1/2"



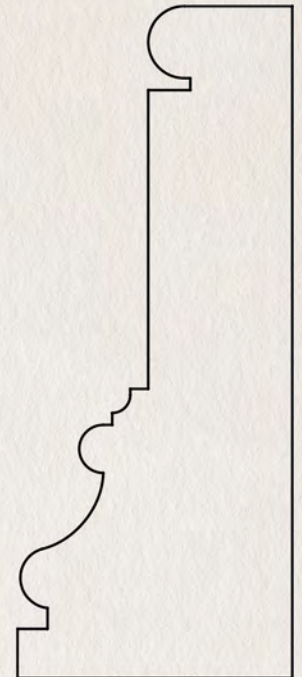
**KB107**  
3/4" x 3-1/2"



**KB119**  
1-11/16" x 5-1/2"



**KB118**  
1-11/16" x 4-1/2"



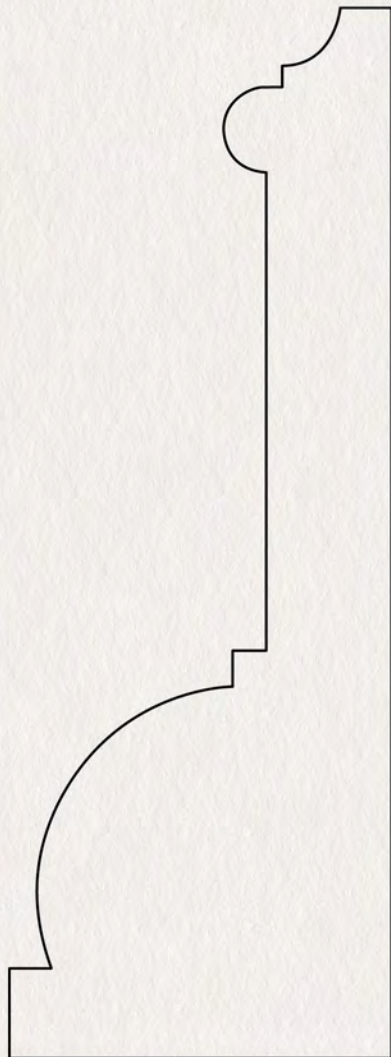
**KB401**  
1-7/16" x 3-1/2"



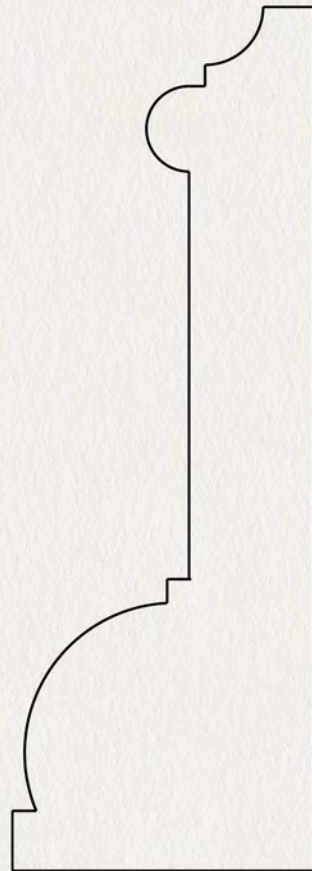
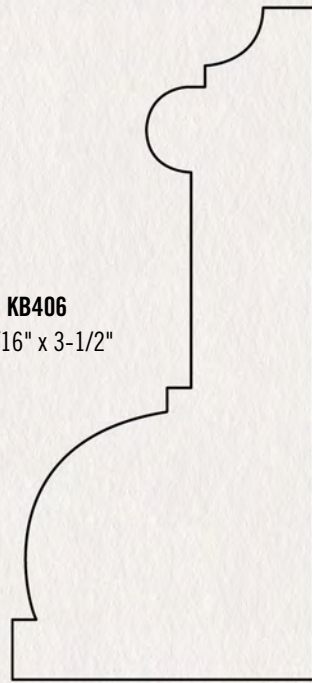
CASINGS

**KB406**  
1-9/16" x 3-1/2"

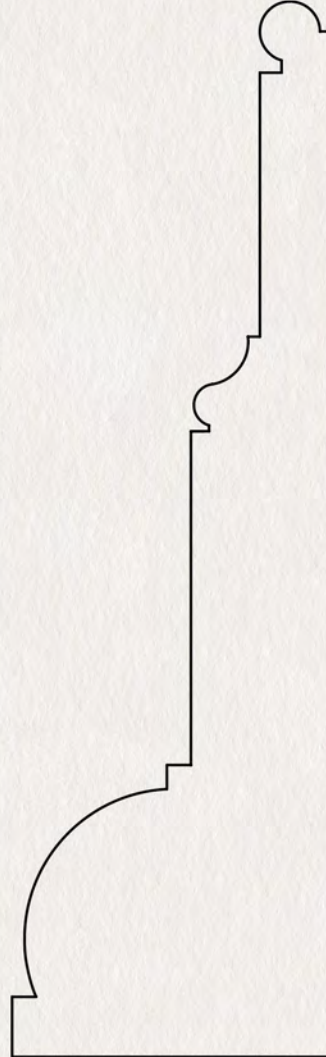
**KB138**  
1-5/16" x 3-1/2"




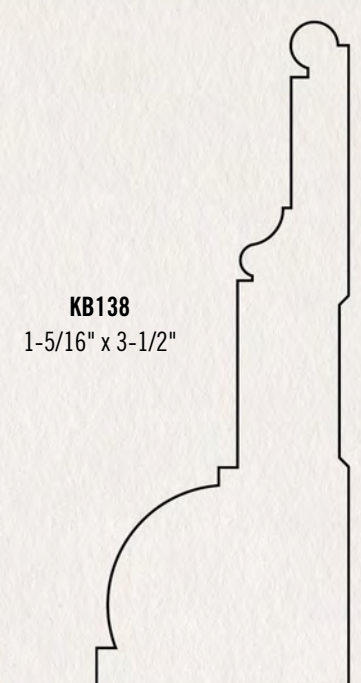
**KB123**  
2" x 5-1/2"



**KB122**  
1-9/16" x 4-1/2"



**KB112**  
1-11/16" x 5-1/2"

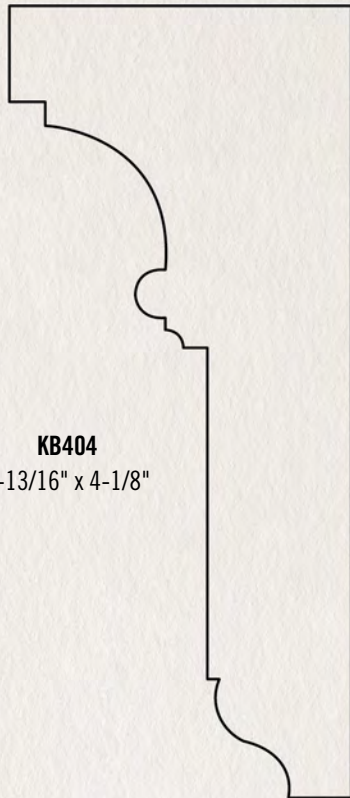


**KB109**  
1-11/16" x 4-1/2"




KB CLASSICAL MOULDING MILLED FROM POPLAR CREATING DEEP INCISIONS, CRISP EDGES, STRONG SHADOW LINES

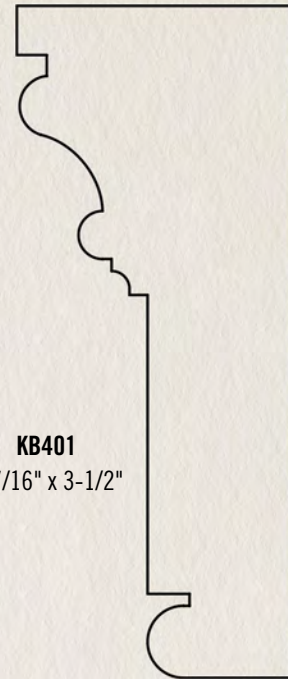
## CHAIR RAILS



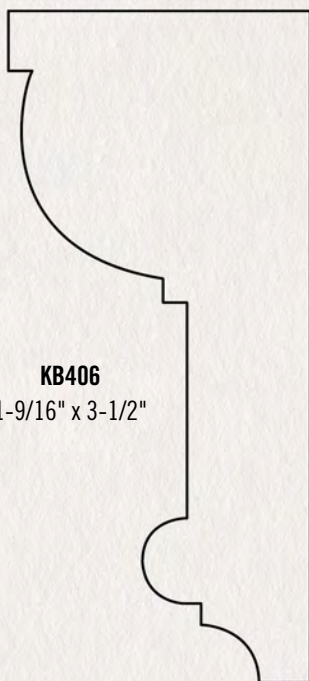
**KB404**  
1-13/16" x 4-1/8"



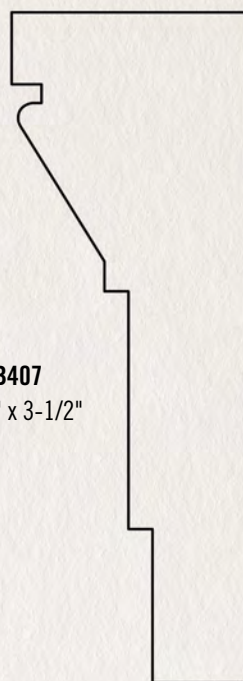
**KB403**  
1-1/8" x 3-5/8"




**KB401**  
1-7/16" x 3-1/2"



**KB406**  
1-9/16" x 3-1/2"




**KB407**  
1-1/4" x 3-1/2"




**KB402**  
3/4" x 3-1/2"



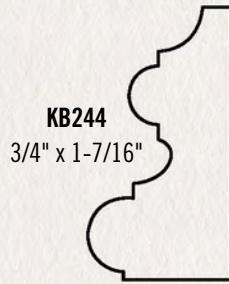
**BASES**




**KB249**  
1-1/16" x 2-3/16"




**KB231**  
1-1/16" x 9"




**KB244**  
3/4" x 1-7/16"



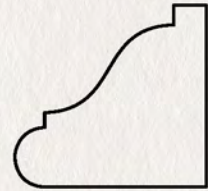
**KB227**  
3/4" x 7-1/2"




**KB243**  
1" x 1-7/16"



**KB222**  
1" x 6-1/2"




**KB241**  
1" x 15/16"




**KB232**  
1-1/4" x 5-1/2"




## BASES




**KB246**  
3/4" x 1-1/16"




**KB228**  
7/8" x 7-1/2"




**KB242**  
3/4" x 1-1/4"




**KB221**  
3/4" x 15/16"




**KB223**  
3/4" x 5-1/2"




**KB226**  
3/4" x 5-1/2"



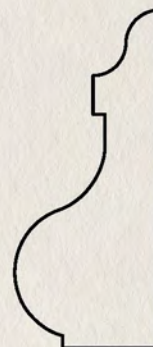
**KB108**  
3/4" x 5-1/2"




**KB251**  
7/8" x 1-1/4"




**KB874**  
3/4" x 1-3/8"




**KB876**  
3/4" x 1-3/4"



**KB224**  
3/4" x 5"




**KB111**  
3/4" x 4-1/2"



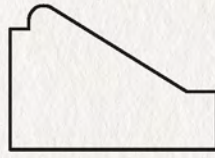
**KB107**  
3/4" x 3-1/2"




PANEL



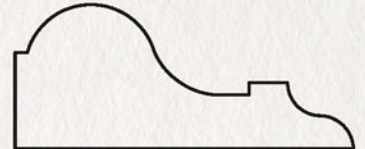
**KB243**  
1" x 1-7/16"



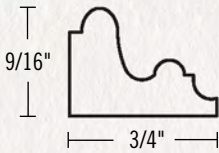
**KB246**  
3/4" x 1-1/16"



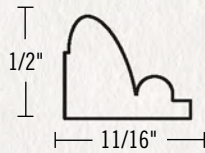
**KB874**  
3/4" x 1-3/8"



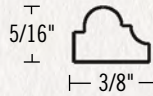
**KB876**  
3/4" x 1-3/4"



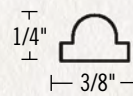
**KB873**



**KB871**



**KB878**




**KB879**



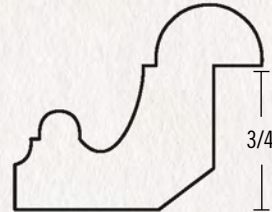
**KB880**  
3/4" x 3/4"



**KB221**  
3/4" x 15/16"




**KB242**  
3/4" x 1-1/4"




**KB881**  
3/4" x 1-1/2"




**KB882**  
1/2" x 1-3/16"




**KB249**  
1-1/16" x 2-3/16"



**KB244**  
3/4" x 1-7/16"



**KB251**  
7/8" x 1-1/4"



**KB172**  
1/2" x 3-1/4" (3/8" bead)



**KB654**  
5/8" x 13/16"

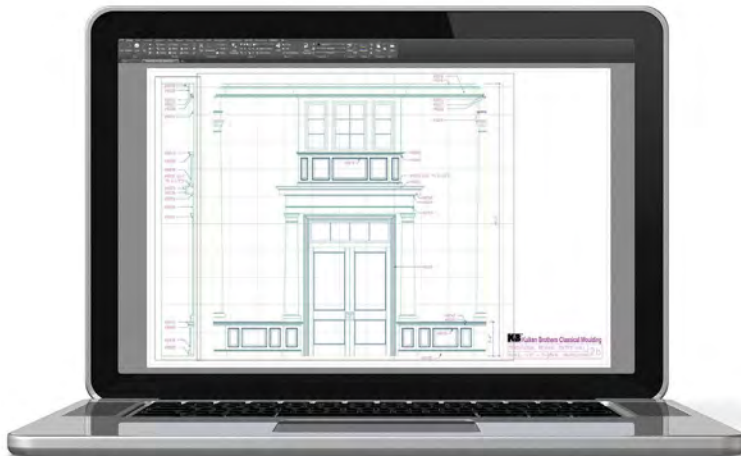


# ONLINE DIGITAL RESOURCES

## EXPLORE OUR ONLINE MOULDING DESIGN GUIDE

The Kuiken Brothers Moulding Design Guide is an inspirational resource for many different types of commercial and residential millwork packages. We have carefully selected mouldings from our stock collections to create these different combinations.

[KUIKENBROTHERS.COM/  
MOULDINGDESIGNGUIDE](http://KUIKENBROTHERS.COM/MOULDINGDESIGNGUIDE)



DOWNLOAD CAD FILES FOR INDIVIDUAL PROFILES  
OR COLLECTIONS



DOWNLOAD THIS CATALOG TO  
YOUR SMART PHONE & TABLET

## FULL LINE MOULDING CATALOG

Kuiken Brothers inventories one of the largest collections of premium stock moulding profiles in the region. Our Full Line Catalogs showcases the complete offering of moulding profiles including primed finger-joint poplar and pine, MDF and oak. We are certain you will find a package of profiles that will quickly add charm and turn a house into a home or a commercial space to one steeped in sophistication. Keep your projects moving forward. Choose Kuiken Brothers stock moulding profiles. Be sure to request our Full Line Moulding Catalog online at [www.kuikenbrothers.com/moulding](http://www.kuikenbrothers.com/moulding).



[KUIKENBROTHERS.COM/  
MAUFACTURER-LITERATURE](http://KUIKENBROTHERS.COM/MAUFACTURER-LITERATURE)







# ORDERING

## KUIKEN BROTHERS MOULDING PROFILES

**PRICING & ORDERING:** No minimum order required although many profiles (all KB Classical Moulding Profiles) are stocked as 16' lengths. For local projects, contact any one of our Residential Building Material Locations. For nationwide shipping, we request that you contact our sales & logistics department by calling (201) 652-1912, e-mail [info@kuikenbrothers.com](mailto:info@kuikenbrothers.com) or complete our on-line Quote Request Form, and provide basic details about your project.

**PICK-UP ORDERS:** Most profiles are in-stock at all residential building material locations. KB Classical Moulding in-stock in Fair Lawn, Emerson, Succasunna and Newark locations.

**DELIVERY:** Generally speaking, orders received within a 50 mile radius of a Kuiken Brothers location will be delivered on our own vehicles. All others will be shipped via partner carrier. Minimal shipping & handling fees may apply where applicable.

**FLEXIBLE & RADIUS:** All Kuiken Brothers Moulding profiles can be run in Flexible Moulding for arches, surrounds and curved wall, baseboard and crown moulding applications. Please allow 2-3 week lead time. There are no knife charges for stock profiles.

**CUSTOM SPECIES:** All Kuiken Brothers stock moulding profiles can be custom run in the species of your choice. Minimal set-up fees may apply. Custom species profile runs are non-returnable.

**RETURNS:** If we are able to pick up the material on our own vehicle, or if the customer is able to return it to our facility, a 20% re-stocking fee may be charged assuming the material is in good condition. Special order profiles are non-returnable.

**PRODUCT SAMPLES:** Complimentary product samples of our in-stock moulding profiles are available. E-mail [info@kuikenbrothers.com](mailto:info@kuikenbrothers.com) or call (201) 652-1912 with the profile number. Overnight requests fulfilled with client provided UPS or FedEx account.

**CAD FILES:** Download all Kuiken Brothers' Moulding profiles in DWG, DXF and PDF format from [kuikenbrothers.com/moulding](http://kuikenbrothers.com/moulding)

**MOULDING DESIGN GUIDE:** Over 75 different interior elevations can be downloaded and incorporated into your architectural details. This resource provides combinations for full rooms, mantels, cornice combinations and more. View the Moulding Design Guide at [www.KuikenBrothers.com/MouldingDesignGuide](http://www.KuikenBrothers.com/MouldingDesignGuide).

**CATALOG REQUESTS:** Copies of our Full Line Moulding Catalog and Classical Moulding Catalog can be picked up at any Kuiken Brothers location or ordered through our website.





# MILLWORK SHOWROOMS

## OUR SHOWROOM, YOUR SHOWROOM

Our Millwork Showrooms were built to be an extension of our builder, remodeler, architect and designer customers' business. Featuring inspirational, lifestyle installations, our Showrooms are the ideal location to meet with clients in advance of a project where a number of major decisions can be made. Various moulding options are installed around windows and doors allowing your clients to see, touch and feel the products before they are installed, putting their mind at ease and simplifying the selection process. Complimentary moulding samples are available for jobsite consultations.

TAKE A TOUR AT [KUIKENBROTHERS.COM/SHOWROOMS](http://KUIKENBROTHERS.COM/SHOWROOMS)

## PATTERN INDEX

KB102	15, 23, 31, 51, 76
KB103	15, 31, 51, 76
KB104	3, 23, 31, 51, 75
KB106	31, 32, 51, 75
KB107	7, 8, 23, 31, 77, 81
KB108	7, 8, 15, 23, 51, 76, 81
KB109	3, 15, 23, 24, 51, 52, 78
KB111	7, 23, 51, 76, 81
KB112	3, 15, 16, 51, 78
KB113	3, 41, 51, 74
KB114	3, 41, 51, 74
KB116	41, 51, 74
KB117	41, 51, 74
KB118	3, 7, 15, 23, 31, 51, 77
KB119	3, 7, 15, 31, 51, 77
KB122	15, 23, 51, 78
KB123	15, 51, 78
KB136	15, 23, 31, 76
KB137	23, 31, 75
KB138	3, 15, 23, 78
KB139	3, 41, 74
KB145	2
KB172	22, 30, 50, 82
KB196	7, 23, 51, 74
KB199	7, 8, 23, 51, 74
KB221	3, 6, 7, 14, 15, 22, 23, 30, 31, 40, 41, 42, 81, 82
KB222	3, 15, 23, 31, 32, 51, 80
KB223	3, 15, 16, 23, 31, 41, 81
KB224	41, 42, 81
KB226	3, 7, 15, 23, 24, 31, 41, 81
KB227	15, 23, 31, 51, 80

KB228	41, 81
KB231	3, 15, 23, 51, 80
KB232	7, 15, 23, 51, 52, 80
KB241	6, 7, 14, 15, 22, 23, 50, 51, 80
KB242	15, 22, 23, 30, 31, 32, 40, 41, 50, 81, 82
KB243	24
KB243	42, 52, 3, 15, 22, 23, 30, 31, 50, 51, 80, 82
KB244	15, 22, 23, 30, 31, 50, 51, 80, 82
KB246	40, 41, 81, 82
KB249	3, 15, 22, 23, 50, 51, 80, 82
KB251	22, 30, 31, 40, 41, 81, 82
KB265	14, 16
KB275	52
KB300	7, 8, 14, 16, 30, 31, 40, 52
KB307	24
KB308	6, 8, 52
KB311	6, 14, 22, 30, 40, 50, 71
KB313	40, 50, 71
KB314	14, 16, 22, 30, 32, 50, 70
KB316	6, 14, 22, 30, 50, 71
KB317	6, 14, 22, 24, 30, 50, 71
KB318	14, 30, 50, 52, 70
KB319	14, 16, 22, 30, 42, 50, 72
KB321	6, 8, 14, 22, 30, 40, 50, 72
KB324	6, 14, 22, 30, 32, 40, 42, 50, 71
KB326	14, 50, 71
KB327	14, 22, 50, 72
KB329	6, 14, 40, 72
KB336	14, 16, 30, 32, 50, 52, 72
KB341	40, 73

KB342	40, 73
KB353	6, 30, 40, 70
KB354	30, 50, 70
KB361	6, 30, 40, 42, 70
KB365	24, 42
KB370	14, 16
KB375	42
KB378	6, 40, 73
KB379	6, 40, 73
KB401	2, 3, 7, 14, 15, 22, 23, 30, 31, 50, 77, 79
KB402	6, 7, 14, 22, 30, 40, 41, 50, 77, 79
KB403	6, 14, 79
KB404	22, 23, 30, 31, 50, 51, 75, 79
KB406	14, 15, 22, 23, 50, 78, 79
KB407	40, 41, 74, 79
KB515	42
KB520	42
KB654	6, 30, 40, 82
KB658	24
KB750	41
KB780	7, 8, 23, 24, 31, 42
KB871	30, 40, 82
KB873	3, 22, 30, 42, 50, 82
KB874	40, 41, 42, 81, 82
KB876	40, 41, 81, 82
KB878	3, 30, 82
KB879	30, 82
KB880	6, 14, 22, 30, 40, 50, 82
KB881	22, 50, 82
KB882	22, 50, 82



\$19.12



VIEW OUR  
ONLINE  
CATALOGS



## KUIKEN BROTHERS LOCATIONS

### FAIR LAWN, NJ

6-02 Fair Lawn Ave.  
P: (201) 796-2082

### SUCCASUNNA, NJ

31 Route 10 East  
P: (973) 968-7700

### WARWICK, NY

33 South Street  
P: (845) 986-2255

### MIDLAND PARK, NJ

145 Lake Avenue  
P: (201) 652-1000

### NEWARK, NJ

500 Doremus Ave.  
P: (973) 638-7200

### WANTAGE, NJ

175 Route 23  
P: (973) 875-5106

### EMERSON, NJ

246 Kinderkamack Rd  
P: (201) 262-6666

### ROSELAND, NJ

14 Eisenhower Pkwy  
P: (973) 226-5700

### GARFIELD, NJ

485 River Drive  
P: (973) 772-0044

### NATIONWIDE SHIPPING

P: (201) 652-1912

INFO@KUIKENBROTHERS.COM | WWW.KUIKENBROTHERS.COM



*Kuiken Brothers Company Inc. - circa 1912*



**KUIKEN BROTHERS COMPANY INC.**  
RESIDENTIAL & COMMERCIAL BUILDING MATERIALS *Since 1912*

CLASSICAL MOULDING IN-STOCK AT SELECT KUIKEN BROTHERS LOCATIONS  
PLEASE CALL TO CONFIRM

WWW.KUIKENBROTHERS.COM/CLASSICAL

KBS2024