

ultracraft®

STYLES



Stickley door style in Rustic Alder with Natural stain and Lakeway door style with Blue Ash paint.



The Right Style For Your Lifestyle.

We offer a range of door styles and finishes, allowing you to create any look you can dream up – traditional to modern and every style in-between. Natural Wood and Deluxe Veneers, contemporary Metal styles and UltraLux acrylics, the most popular Thermofoils and Textured Melamines, and fashionable, quick-turnaround Eurotek. Wood finishes include designer stains and paints, custom paint colors, glazes, Linen glazes, and a selection of distressing techniques.

UltraCraft's full-access cabinetry offers more storage space, easier access to contents, and a 100-year limited warranty – the best in the industry. With most styles you have a choice of cabinet materials including All-Plywood construction. Soft close doors and drawers – in classic Wood Dovetail and state-of-the-art Metal – are standard, and many of our designer-preferred custom modifications are available at no charge. Work with your UltraCraft designer to create affordable, custom-designed living spaces that reflect your personality.

Wood Program
Classic, Natural Beauty

Deluxe Veneer Program
Exotic and Sustainable

Thermofoil Program
Easy Care and Value

UltraLux Program
Super Contemporary

Textured Melamine Program
Today's Look and Feel

Eurotek Program
High Style, High Value

Metal Program
Kitchen Jewelry

Glass Options
Show Off A Little

Doors and Drawers
Smooth, Quiet Operation

Construction Options
Style Meets Performance

Full Access Advantages
Cleaner Look, More Storage

Try Before You Buy

Live with your favorites before you decide. With UltraCraft's super-fast Sample Program you can hold samples of your favorite door styles and finishes in about a week.





Plainview door style in Cherry with Wenge stain (Low Sheen) and Slab door style in Bamboo Vertical with Coastal Grey stain.

Wood Program

Wood is the most traditional choice for cabinet doors. Our Wood Program provides an incredible range of options that are relevant to today's design and architectural styles. You can achieve almost any look or ambiance you want by marrying the door styles, colors, and finishes that excite you.

Our selection of door styles is diverse: simple, traditional, ornate, multi-dimensional, raised panels, recessed panels, wide stiles, thin

stiles, slats and more. And keep in mind each door can provide a very different look depending on the colors, finishes and drawer fronts you combine.

Because they are a natural material, wood doors add an overall softness to kitchens, yet are strong and durable. Enhance their natural beauty with stains and finishes that allow the unique characteristics of your wood species to come through, like knots, color variations, and grain

AVAILABLE SPECIES:
O = Oak, M = Maple, C = Cherry, RC = Rustic Cherry, A = Alder, RA = Rustic Alder, RB = Red Birch, W = Walnut, MDF = Medium Density Fiberboard


patterns. Or have your doors painted for a bolder, more consistent color presentation, still awarding you with wood's comfortable attitude.

Need a little more character than a stain or paint can provide? Check out our low charge specialty glaze and


distressed finishes to further influence the look of your cabinetry. Create exactly what you want, and stay on budget.

There are many reasons to choose wood doors, including affordability. We have wood styles in every price range. That's excellent news because your cabinet doors will have the most significant impact on the look and feel of your kitchen.


Slab Wood Door Styles



APEX
1/8" Round Over,
Paint & Linen Only
Shown in Eggshell
MDF



RICHMOND II
Shown in Walnut, Natural
O M C W



SLAB
Shown in Oak, Storm Grey
O M C

Recessed Panel Wood Door Styles



AMHERST
Shown in Cherry, Caramel
O M C RC A RA RB



ANDOVER
Shown in Beach White
O M C A RB



ANDOVER
5-PC DRAWER FRONT
Shown in Maple, Briarwood,
Brown Glaze
O M C A RB



AVON
Shown in Simply White
O M C A RB MDF




AVON
5-PC DRAWER FRONT
Shown in Wings
O M C A RB MDF



AVON WIDE
Shown in Arctic White
O M C A RB MDF




AVON WIDE
5-PC DRAWER FRONT
Shown in Arctic White
O M C A RB MDF



BOCA RATON
5-PC DRAWER FRONT
Shown in Cherry, Wenge
O M C




BRECKENRIDGE
Shown in Maple, Nutmeg,
Brown Glaze
O M C RC A RA RB



BRECKENRIDGE WIDE
Shown in Maple, Golden,
Mocha Glaze
O M C RC A RA RB


Recessed Panel Wood Door Styles, cont.




BRISTOL
Shown in Cherry,
Chocolate
O M C A RB



BRISTOL
5-PC DRAWER FRONT
Shown in Beach White
O M C A RB



BROADVIEW
Shown in Alder,
Storm Grey
O M C A RB



BROADVIEW
5-PC DRAWER FRONT
Shown in Cherry,
Peppercorn
O M C A RB



CARNEGIE
Shown in Cherry, Amber,
Brown Glaze
O M C A




CHARLOTTE
Shown in Maple, Golden
O M C A RB



CHARLOTTE
5-PC DRAWER FRONT
Shown in Maple, Saddle
O M C A RB



CHESAPEAKE
Shown in Mineral Grey
O M C A RB



CHESAPEAKE
5-PC DRAWER FRONT
Shown in Bottle Green
O M C A RB

AVAILABLE SPECIES:
O = Oak
M = Maple
C = Cherry
RC = Rustic Cherry
A = Alder
RA = Rustic Alder
RB = Red Birch
W = Walnut
MDF = Medium
Density Fiberboard



CORONA
Shown in Cherry,
Saddle, Nickel Glaze
O M C RC A RA RB



CRYSTAL LAKE
Shown in Maple, Nutmeg
O M C RC A RA RB



CRYSTAL LAKE
5-PC DRAWER FRONT
Shown in Melted Brie
O M C RC A RA RB



DAYTONA
Shown in Maple, Natural
O M C A RB



DAYTONA
5-PC DRAWER FRONT
Shown in Maple, Saddle
O M C A RB



DENNISON
Shown in Black
O M C A RB



DENNISON
5-PC DRAWER FRONT
Shown in Cherry, Golden
O M C A RB



ENGLEWOOD
Shown in Beach White,
Mocha Glaze
O M C A RB



ENGLEWOOD
5-PC DRAWER FRONT
Shown in Network Grey,
Brown Glaze
O M C A RB



FRISCO
Shown in Maple,
Briarwood
O M C



Sagamore door style in Rustic Alder
with Saddle stain and Brown glaze.
Designer: Rachelle Elliott, NOVA Kitchen
and Bath. Photo: Carl Amoth.

Recessed Panel Wood Door Styles, cont.



HAMPTON
Shown in Maple, Natural
O M C A RB



HAMPTON
5-PC DRAWER FRONT
Shown in Stone,
Brown Glaze
O M C A RB



FREEDOM
Shown in Cherry, Chestnut
O M C RC A RA RB



KIAWAH
Shown in Cherry, Caramel
M C



KIAWAH
5-PC DRAWER FRONT
Shown in Cherry,
Peppercorn
M C



LAKEWAY
Shown in Mineral Grey,
Brown Linen
O M C A RB




LAKEWAY
5-PC DRAWER FRONT
Shown in Pebble Grey
O M C A RB



LAFAYETTE
Shown in Maple,
Coastal Grey, Mocha Glaze
O M C A RB



LAFAYETTE
5-PC DRAWER FRONT
Shown in Cherry,
Nutmeg, Brown Glaze
O M C A RB



LAUDERDALE
Shown in Maple, Nutmeg
O M C A RB




LAUDERDALE
5-PC DRAWER FRONT
Shown in Melted Brie
O M C A RB



MARSHALL
Shown in Cherry,
Platinum Grey
O M C A RB W



MARSHALL
5-PC DRAWER FRONT
Shown in Walnut, Natural
O M C A RB W



OAKLAND PARK
Shown in Maple, Chocolate
O M C A RB



OAKLAND PARK
5-PC DRAWER FRONT
Shown in Lunar Gray,
Brown Linen
O M C A RB




PLAINVIEW
Shown in Maple, Amber
O M C A RB



PLAINVIEW
5-PC DRAWER FRONT
Shown in Melted Brie
O M C A RB



PLAINVIEW WIDE
Shown in Arctic White
O M C A RB



PLAINVIEW WIDE
5-PC DRAWER FRONT
Shown in Cherry, Caramel
O M C A RB

AVAILABLE SPECIES:

- O = Oak
- M = Maple
- C = Cherry
- RC = Rustic Cherry
- A = Alder
- RA = Rustic Alder
- RB = Red Birch
- W = Walnut
- MDF = Medium Density Fiberboard

Recessed Panel Wood Door Styles, cont.



PLANTATION
Shown in Oak, Cocoa
O M C RC A RA RB



PLANTATION
5-PC DRAWER FRONT
Shown in Beach White
O M C RC A RA RB



RIDGECREST
Shown in Pebble Grey
O M C A RB



RIDGECREST
5-PC DRAWER FRONT
Shown in Moon Bay
O M C A RB




Bristol door style
in Oak with Storm
Grey stain.



ROCKFORD
Shown in Stone
O M C A RB



ROCKFORD
5-PC DRAWER FRONT
Shown in Arctic White,
Nickel Linen
O M C A RB



SAGAMORE
Shown in Cherry, Amber
O M C RC A RA RB




SAGAMORE
5-PC DRAWER FRONT
Shown in Alder,
Storm Grey
O M C RC A RA RB



SARASOTA
Shown in Oak, Storm Grey
O M C RC A RA RB



SARASOTA
5-PC DRAWER FRONT
Shown in Oak, Nutmeg
O M C RC A RA RB




SHAKER
Shown in Walnut,
Peppercorn
O M C A RB W MDF



SHAKER
5-PC DRAWER FRONT
Shown in Walnut, Natural
O M C A RB W MDF

AVAILABLE SPECIES:

- O = Oak
- M = Maple
- C = Cherry
- RC = Rustic Cherry
- A = Alder
- RA = Rustic Alder
- RB = Red Birch
- W = Walnut
- MDF = Medium
Density Fiberboard



SHAKER WIDE
Shown in Maple, Saddle
O M C A RB MDF




SHAKER WIDE
5-PC DRAWER FRONT
Shown in Red Birch,
Natural
O M C A RB MDF



STICKLEY
Shown in Wings,
Brown Glaze
O M C RC A RA RB



STICKLEY
5-PC DRAWER FRONT
Shown in Rustic Alder,
Natural
O M C RC A RA RB



STICKLEY WIDE
Shown in Oak, Chestnut
O M C RC A RA RB



STICKLEY WIDE
5-PC DRAWER FRONT
Shown in Oak, Nutmeg
O M C RC A RA RB



WICKER PARK
Shown in Cherry,
Coastal Grey
O M C RC A RA RB



WICKER PARK
5-PC DRAWER FRONT
Shown in Blue Ash
O M C RC A RA RB



WINCHESTER
5-PC DRAWER FRONT
Shown in Maple, Briarwood
O M C RC A RA RB

Raised Panel Wood Door Styles



ASHEVILLE
Shown in Maple,
Bordeaux, Brown Glaze
O M C RC A RA RB



BOSTON
Shown in Pebble Grey
O M C RC A RA RB



BOSTON
5-PC DRAWER FRONT
Shown in Maple, Nutmeg,
Brown Glaze
O M C RC A RA RB



BRUNSWICK
Shown in Red Birch,
Natural
O M C RC A RA RB



EVANSTON
Shown in Mineral Grey,
Brown Glaze
O M C RC A RA RB



EVANSTON
5-PC DRAWER FRONT
Shown in Blue Ash,
Brown Linen
O M C RC A RA RB



FAIRLAWN
Shown in Alder, Natural
O M C RC A RA RB



FAIRLAWN
5-PC DRAWER FRONT
Shown in Rustic Cherry,
Chestnut
O M C RC A RA RB



LIBERTY
Shown in Vintage Stone
O M C RC A RA RB



Sarasota door style in Stone paint
with Brown Linen glaze and in Cherry
with Porcini stain with Brown glaze.
Designer: Design Studio by Raymond,
Architectural & Building Services
Provided by KTS Group.



LIVINGSTON
Shown in Cherry,
Peppercorn
O M C RC A RA RB



MANHATTAN WIDE
Shown in Network Grey,
Nickel Glaze
O M C RC A RA RB



MOUNT VERNON
Shown in Red Birch,
Golden
O M C RC A RA RB



OLD SALEM WIDE
Shown in Maple, Natural,
Nickel Glaze
O M C RC A RA RB



PERTH AMBOY
Shown in Arctic White
O M C RC A RA RB



PLYMOUTH
Shown in Cherry, Briarwood
O M C



RAISED
Shown in Cherry, Cocoa
M C



RAISED
5-PC DRAWER FRONT
Shown in Maple, Amber
M C



ROYALTON
Shown in Vintage
Lunar Gray
O M C RC A RA RB



ROYALTON
5-PC DRAWER FRONT
Shown in Vintage
Lunar Gray
O M C RC A RA RB



YORK
Shown in Cherry, Caramel,
Brown Glaze
O M C

AVAILABLE SPECIES:
O = Oak
M = Maple
C = Cherry
RC = Rustic Cherry
A = Alder
RA = Rustic Alder
RB = Red Birch
W = Walnut
MDF = Medium
Density Fiberboard

Wood Species and Stains

We are pleased to offer you an incredible selection of wood species for your cabinets which you can dress up with our most popular stains. From dark and rich to light

and bright to not-so-common, explore your options to pinpoint the combination that makes you feel right at home.

Maple

Ranges in color from creamy white to off-white sapwood, tinged occasionally with slight red-brown heartwood. Very hard, heavy, and strong wood. Closed grain with uniform texture takes finish well. Very resistant to abrasive wear.



Red Birch

Color ranges from light red-brown to pink heartwood and creamy white to yellow sapwood. Hard wood, medium weight, very durable and strong. Uniform, fine grain has small pores and takes finish very well.



Not all colors and finishes are available on all door styles. See designer for details. Finishes shown represent the scope of the offering and should not be used for color matching. UltraCraft recommends ordering a sample door, to see the best representation of your selected color and finish on your door style, before ordering cabinetry. Sample doors are more accurate than printed literature or designer's color chips.

Oak

Light tan to brown heartwood and creamy white to gray sapwood. Very hard, dense and heavy wood. Moderately open grain takes finish well. Resists effects of the environment well.



Wood Species and Stains, cont.

Walnut

A dense, fine-grained hardwood ranging in color from light to dark chocolate brown. It is warm, rich in color and finishes well.



Alder

Light tan, slightly soft, closed-grain hardwood that accepts stains well.

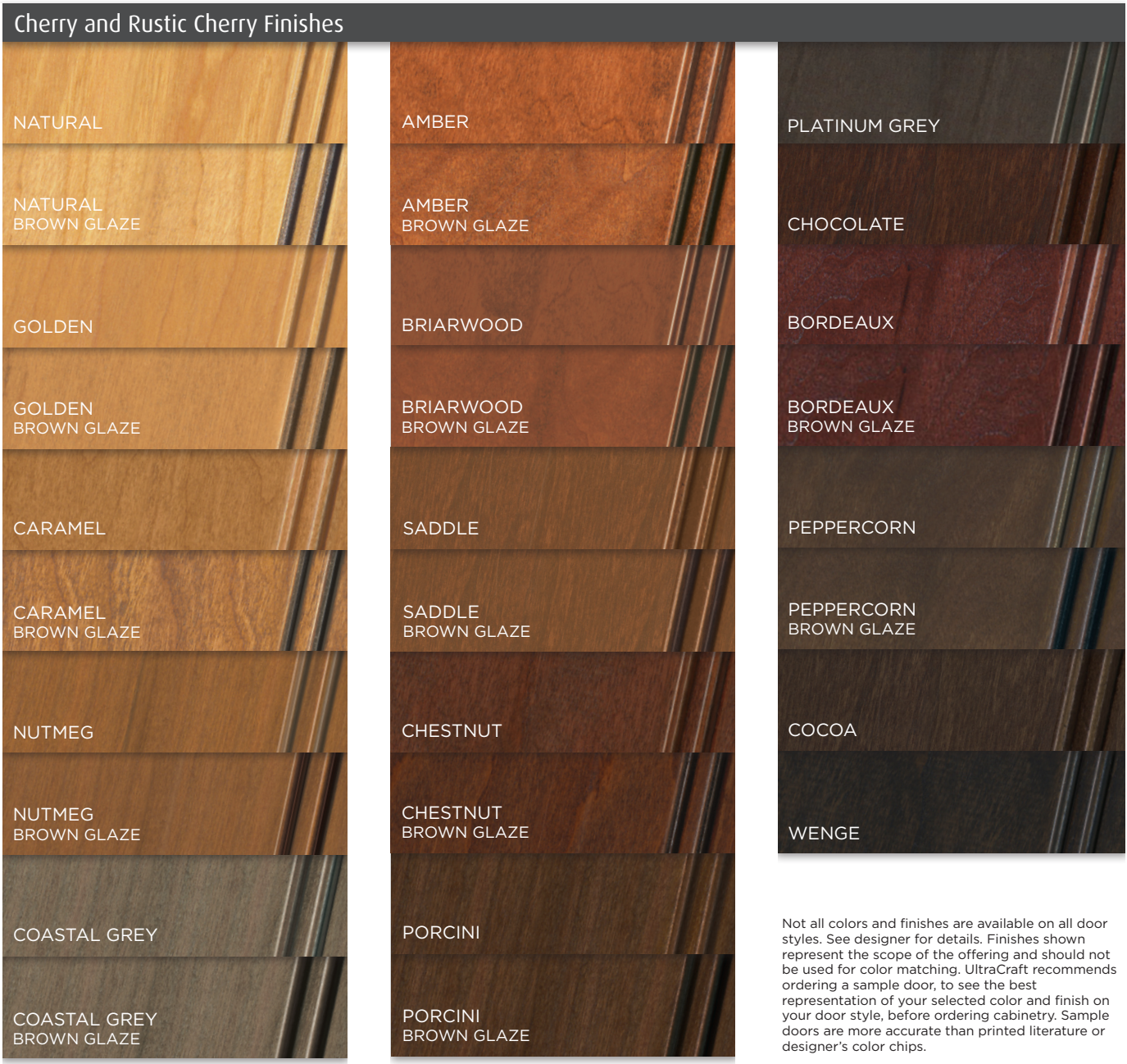


Rustic Alder

A light and slightly soft hardwood with color varying from white and light tan to pale, pinkish brown. Tight knots, pitch pockets, and character marks add personality.

Cherry

Colors range from red to deep red-brown heartwood and white to yellow sapwood. Medium density. Fine, closed grain takes light finishes well. Red color will darken richly with age.



Rustic Cherry

Enjoy all the characteristics of Cherry but with even more natural beauty. Tight knots, pitch pockets, and character marks enhance the visual appeal.

Not all colors and finishes are available on all door styles. See designer for details. Finishes shown represent the scope of the offering and should not be used for color matching. UltraCraft recommends ordering a sample door, to see the best representation of your selected color and finish on your door style, before ordering cabinetry. Sample doors are more accurate than printed literature or designer's color chips.

Wood Specialty Finishes


Choosing a door style is just the beginning for a custom Wood kitchen. If you've chosen a stain finish you can stop right there or customize with a glaze, distressing or a combination.

If you choose one of our popular paint colors or a custom paint color, you can layer in a glaze, a Linen glaze, or one of our distressing packages – Aged, Rubbed, Heritage, Vintage – for an even more custom and richer look.



Paint

Classic, solid-color paint on primed wood. Available on Maple or MDF and with Standard or Low Sheen.



Glaze

Wood is painted or stained, then distressed if preferred. Mocha, Nickel or Brown glaze is hand-applied and rubbed away leaving glaze collected in crevices unique to each door style.



Worn

A blend of rasping, stress cracks, worm holes, dents, and smoothly worn edges. Available on stains with Low Sheen.



Heritage

A combination of Rubbed and Aged detailing. Available on paints. Always with Low Sheen.



Rubbed

Primed, painted wood is randomly sanded to reveal bare edges and high points, then sealed with a clear top coat. Add Glaze if available (no Linen, please). Always with Low Sheen.



Aged

Painted or stained wood is randomly dented with special tools to cause stress cracks, and sealed with a clear top coat.

Custom Paint Colors

Don't see what you want in our paint colors? Bring us a paint swatch or a sample of the item you want to match, and our Color Masters will produce a custom paint just for you. Then we'll produce a full-sized sample door in the style you choose so you can take it home and make sure you love it.



Due to the inevitable and natural movement of wood, paint finishes may show some cracking at joints. This is not considered a defect.

Backs of doors are painted or stained, but not glazed or distressed.

Hand-applied glazing and distressing are custom effects and will be slightly different on each application. Ordering a sample door is recommended.

Aged, Worn and Heritage finishes not available on doors with veneer panels.

Not all colors and finishes are available or recommended on all door styles. See designer for details. Finishes shown represent the scope of the offering and should not be used for color matching. UltraCraft recommends ordering a sample door, to see the best representation of your selected color and finish on your door style, before ordering cabinetry. Sample doors are more accurate than printed literature or designer's color chips.

Daytona door style with Melted Brie and Custom Paint (Benjamin Moore Color #1680 Hudson Bay), Low Sheen. Designer: Debbie Davis, CMKBD, CAPS, Kitchens by Wedgewood. Photo: Virtuance.com.

Wood Specialty Finishes, cont.

Paint Colors			
ARCTIC WHITE	EGGSHELL	PEBBLE GREY	NETWORK GREY
ARCTIC WHITE BROWN GLAZE	EGGSHELL BROWN GLAZE	PEBBLE GREY BROWN GLAZE	NETWORK GREY BROWN GLAZE
ARCTIC WHITE MOCHA GLAZE	EGGSHELL MOCHA GLAZE	PEBBLE GREY MOCHA GLAZE	NETWORK GREY NICKEL GLAZE
ARCTIC WHITE NICKEL GLAZE	EGGSHELL NICKEL GLAZE	PEBBLE GREY NICKEL GLAZE	MINERAL GREY
SIMPLY WHITE	BALBOA MIST	URBAN GRAY	MINERAL GREY BROWN GLAZE
SIMPLY WHITE BROWN GLAZE	BALBOA MIST BROWN GLAZE	URBAN GRAY BROWN GLAZE	MINERAL GREY NICKEL GLAZE
SIMPLY WHITE MOCHA GLAZE	BALBOA MIST MOCHA GLAZE	URBAN GRAY NICKEL GLAZE	PEPPER
SIMPLY WHITE NICKEL GLAZE	BALBOA MIST NICKEL GLAZE	CREEKSTONE	PEPPER BROWN GLAZE
WINGS	REPOSE GREY	CREEKSTONE BROWN GLAZE	PEPPER MOCHA GLAZE
WINGS BROWN GLAZE	REPOSE GREY BROWN GLAZE	CREEKSTONE MOCHA GLAZE	PEPPER NICKEL GLAZE
WINGS MOCHA GLAZE	REPOSE GREY MOCHA GLAZE	CREEKSTONE NICKEL GLAZE	BLUE ASH
WINGS NICKEL GLAZE	REPOSE GREY NICKEL GLAZE	STONE	BLUE ASH BROWN GLAZE
MELTED BRIE	LUNAR GRAY	STONE BROWN GLAZE	BLUE ASH NICKEL GLAZE
MELTED BRIE BROWN GLAZE	LUNAR GRAY BROWN GLAZE	STONE MOCHA GLAZE	BOTTLE GREEN
MELTED BRIE MOCHA GLAZE	LUNAR GRAY MOCHA GLAZE	STONE NICKEL GLAZE	BOTTLE GREEN BROWN GLAZE
MELTED BRIE NICKEL GLAZE	LUNAR GRAY NICKEL GLAZE	MOON BAY	BOTTLE GREEN MOCHA GLAZE
BEACH WHITE	RAG & BONE	MOON BAY BROWN GLAZE	BOTTLE GREEN NICKEL GLAZE
BEACH WHITE BROWN GLAZE	RAG & BONE BROWN GLAZE	MOON BAY MOCHA GLAZE	BLACK
BEACH WHITE MOCHA GLAZE	RAG & BONE MOCHA GLAZE	MOON BAY NICKEL GLAZE	BLACK MOCHA GLAZE
BEACH WHITE NICKEL GLAZE	RAG & BONE NICKEL GLAZE		BLACK NICKEL GLAZE

Wood Specialty Finishes, cont.

Linen Finishes

Primed and painted wood is lightly hand-brushed with glaze creating a linear, brushed look. Available on Maple or MDF with Standard or Low Sheen.



Network Grey with Nickel Linen shown on the Lakeway door

Linen Wood Finishes	
WITH BROWN LINEN	WITH NICKEL LINEN
ARCTIC WHITE	ARCTIC WHITE
SIMPLY WHITE	SIMPLY WHITE
WINGS	WINGS
MELTED BRIE	MELTED BRIE
BEACH WHITE	BEACH WHITE
EGGSHELL	EGGSHELL
PEBBLE GREY	PEBBLE GREY
BALBOA MIST	BALBOA MIST
REPOSE GREY	REPOSE GREY
LUNAR GRAY	LUNAR GRAY
RAG & BONE	RAG & BONE
URBAN GRAY	URBAN GRAY
NETWORK GREY	NETWORK GREY
CREEKSTONE	CREEKSTONE
STONE	STONE
MOON BAY	MOON BAY
MINERAL GREY	MINERAL GREY
PEPPER	PEPPER
BLUE ASH	BLUE ASH
BOTTLE GREEN	BOTTLE GREEN

Vintage Wood Finishes	
VINTAGE ARCTIC WHITE	VINTAGE URBAN GRAY
VINTAGE SIMPLY WHITE	VINTAGE NETWORK GREY
VINTAGE WINGS	VINTAGE CREEKSTONE
VINTAGE MELTED BRIE	VINTAGE STONE
VINTAGE BEACH WHITE	VINTAGE MOON BAY
VINTAGE EGG SHELL	VINTAGE MINERAL GREY
VINTAGE PEBBLE GREY	VINTAGE PEPPER
VINTAGE BALBOA MIST	VINTAGE BLUE ASH
VINTAGE REPOSE GREY	VINTAGE BOTTLE GREEN
VINTAGE LUNAR GRAY	VINTAGE BLACK
VINTAGE RAG & BONE	



Shaker door style in Stone paint with Brown Linen. Designer: Sandra Tierney, CMKBD, CID, Cabinets By Design. Photo: Gail Owens.

Vintage Finishes

Primed and painted wood is treated with an innovative blend of light glazing, rasping, rub-off, worm holes, stress cracks, dents and smooth worn edges, then sealed with a clear top coat. Available in any paint color on Maple with Low Sheen.



Vintage Lunar Gray shown on the Royalton door

Backs of doors are painted but not glazed or distressed.

Hand-brushed Linen glaze and hand-applied distressing are custom effects and will be slightly different on each application. Ordering a sample door is recommended.

Vintage finishes are not available on doors with veneer panels.

Not all colors and finishes are available or recommended on all door styles. See designer for details. Finishes shown represent the scope of the offering and should not be used for color matching. UltraCraft recommends ordering a sample door, to see the best representation of your selected color and finish on your door style, before ordering cabinetry. Sample doors are more accurate than printed literature or designer's color chips.



Deluxe Veneer Program

Looking for extraordinarily beautiful cabinet doors in an eco-friendly material? Our Deluxe Veneers made of Bamboo or Rift Cut Oak bring you exotic looks from sustainable sources.

Fast-growing Bamboo is both renewable and sustainable. Our Bamboo veneer is made by thinly slicing blocks of compressed Bamboo shoots, giving each veneer a textured surface and original


aesthetic patterns made from growth joints and grains. Bamboo is exceptionally durable with low maintenance.

Cut into a log perpendicular to its growth rings – a rift cut – and the result is lumber with a linear grain pattern. Our Rift Cut Oak veneers are made by combining pieces of dyed rift-cut oak to form a wood block of intentional grain and color. Thinly slicing the block produces veneers

which mimic the look of uncommon wood species.

We apply these veneers to a slab-style door to make an extremely stable cabinet door, virtually unaffected by changes in temperature and humidity.

Make a bold visual statement with our Deluxe Veneers. They'll be the centerpiece of your kitchen and your conversations.



SLAB
SHOWN IN BAMBOO
CHOCOLATE VERTICAL

Bamboo Finishes	
VERTICAL	HORIZONTAL
NATURAL	NATURAL
COASTAL GREY	COASTAL GREY
STORM GREY	STORM GREY
SADDLE	SADDLE
AMBER	AMBER
CHOCOLATE	CHOCOLATE



SLAB
SHOWN IN RIFT CUT OAK
NATURAL HORIZONTAL

Rift Cut Oak Finishes	
VERTICAL	HORIZONTAL
NATURAL	NATURAL
STORM GREY	STORM GREY
CHESTNUT	CHESTNUT
PEPPERCORN	PEPPERCORN
PORCINI	PORCINI
WENGE	WENGE

Not all colors and finishes are available on all door styles. See designer for details. Finishes shown represent the scope of the offering and should not be used for color matching. UltraCraft recommends ordering a sample door, to see the best representation of your selected color and finish on your door style, before ordering cabinetry. Sample doors are more accurate than printed literature or designer's color chips.

Adriatic door style in Dark Ebony
Thermofoil Horizontal. Designer:
Dan Smith, Kitchens by Ambiance,
Photo: LDR Photography.



Adriatic door style in Mink Thermofoil.
Designer: Brian Bene of TOPCO Distributing.
Photo: Robert Trawick of Six One Six Studios.

Thermofoil Program

Our Thermofoil doors bring you easy maintenance, long-lasting durability and beautiful styles, colors and finishes, making this option one of the best values in cabinetry.

Made by the heat-and-vacuum application of a rigid vinyl to a door form made of medium-density fiberboard (MDF), Thermofoil doors provide a flawless finish with a clean, smooth surface and superior stability.

Standard Finishes range from white to gray to nut browns while our Premium Finishes provide more visual interest with striking faux wood patterns, deep colors, high-gloss and textured finishes.

Thermofoil is low maintenance due to its moisture-, chip-, and stain-resistant finishes. Its easy care is appealing to many busy families. For most kitchen splatters and spills, Thermofoil cabinets can be easily wiped clean with a soft damp cloth.

Door styles range from traditional raised-panel looks to modern square and rounded-edge slabs with transitional, recessed-panel and Shaker styles in between. High-gloss and horizontal grains on a slab-style door shout urban contemporary, but solid colors on a door with a center panel captures the beauty of classic painted wood at a much lower cost.

Thermofoil Program



ADRIATIC
Shown in Wolf Grey
Textured Horizontal



BEADBOARD
Shown in Smooth White



CELLINI
Shown in Silver Walnut



CHARLESTON WIDE
Shown in Satin White



EASTOVER
Shown in Overcast



EASTOVER
MATCHING DRAWER FRONT
Shown in Clay



EDISON
Shown in Lead Walnut
Vertical



GRECO
Shown in Clay



GRECO WIDE
Shown in Satin White



HUDSON WIDE
Shown in Mink



JUPITER
Shown in Gloss Birdseye



LEXINGTON
Shown in Overcast



LEXINGTON
MATCHING DRAWER FRONT
Shown in Clay



MISSION II
Shown in Shark



MISSION II
MATCHING DRAWER FRONT
Shown in Satin White



PASADENA
Shown in Gloss White

Premium Finishes

GLOSS WHITE
HIGH GLOSS

GLOSS BIRDSEYE
HIGH GLOSS

CLAY

GLOSS STEEL
HIGH GLOSS

OVERCAST

WOLF GREY
TEXTURED HORIZONTAL

WOLF GREY
TEXTURED VERTICAL

MINK

LEAD WALNUT
HIGH GLOSS HORIZONTAL

LEAD WALNUT
HIGH GLOSS VERTICAL

DARK EBONY II
HIGH GLOSS HORIZONTAL

DARK EBONY II
HIGH GLOSS VERTICAL

PURE WENGE
HORIZONTAL

PURE WENGE
VERTICAL

GLOSS WENGE
HIGH GLOSS HORIZONTAL

GLOSS WENGE
HIGH GLOSS VERTICAL

Standard Finishes

SMOOTH WHITE

MATTE WHITE

SATIN WHITE

SILVER WALNUT

SHARK

Not all colors and finishes are available on all door styles. See designer for details. Finishes shown represent the scope of the offering and should not be used for color matching. UltraCraft recommends ordering a sample door, to see the best representation of your selected color and finish on your door style, before ordering cabinetry. Sample doors are more accurate than printed literature or designer's color chips.

South Beach door style in Linear Bronze II UltraLux and Piper door style in Kona Vertical Textured Melamine.



Acrilux II door style in Linear Silver UltraLux. Designer: Daniel Altmann, Reico Kitchen & Bath. Photo: BTW Images, LLC.

UltraLux Program


If you want to maximize the contemporary style of your kitchen or bath, UltraLux is an excellent choice. Clean, sleek door designs add height to your room, while glossy, highly-reflective finishes make the whole room shine. Not a fan of high-gloss? We also offer Matte Finishes that give you the look of a painted door with increased durability. UltraLux's minimalism will create a luxurious atmosphere and a sophisticated, contemporary appeal.

Our Metallic and Solid Color Finishes are made by laminating a sheet of acrylic or polyethylene terephthalate (PET) to a door form made of medium-density fiberboard (MDF) and are engineered to be the most scratch-resistant, high-gloss acrylic surfaces available. What more do you need... Dry Erase board performance? You got it. And when you wipe away the marker, the surface won't ghost—guaranteed!

Linear Finishes feature a high-gloss laminate film with a subtle graphic, UltraMatte finishes are ideal if you want a silky look and Aluminum brings in a brushed metal shine.

UltraLux can hold its own as a flagship feature in many defined styles such as modern, European, Asian, and minimalist. It will also deliver the look and feel of no-frills extravagance when combined with door styles and materials from our other programs.

UltraLux Program



SOUTH BEACH
MATCHING EDGEBANDING
Shown in Carbon
Available in all finishes except
Aluminum Laminate Finishes

ACRILUX II
ALUMINUM-LOOK EDGEBANDING
(pictured in front)
Shown in Linear Silver
Available in all finishes except
Aluminum Laminate and Matte

BRUSHED ALUMINUM-LOOK
EDGE BANDING
(pictured behind)
Shown in Stainless Aluminum
Available only in
Aluminum Laminate Finishes

HOLLYWOOD
MATCHING EDGEBANDING
Shown in Reina White
Available in Solid Color
and Matte Finishes

EDGEWATER
TWO-TONE EDGEBANDING
Shown in Champagne Metallic
Available in Solid Color and
Metallic-Look Finishes



Aluminum Laminate Finishes
*Brushed aluminum with Brushed
Aluminum-look edgebanding.*

BRUSHED ALUMINUM
LAMINATE

NICKEL ALUMINUM
LAMINATE

STAINLESS ALUMINUM
LAMINATE

BLACK ALUMINUM
LAMINATE

Linear Acrylic Finishes
*A high-gloss laminate film
with Aluminum-look edgebanding.*

LINEAR WHITE
HIGH GLOSS

LINEAR SILVER
HIGH GLOSS

LINEAR BRONZE II
HIGH GLOSS

LINEAR BLACK
HIGH GLOSS

Dry Erase-certified on non-linear and non-matte finishes.
Not all colors and finishes are available on all door styles.
See designer for details. Finishes shown represent the
scope of the offering and should not be used for color
matching. UltraCraft recommends ordering a sample
door, to see the best representation of your selected color
and finish on your door style, before ordering cabinetry.
Sample doors are more accurate than printed literature or
designer's color chips.

Solid Color Acrylic Finishes
*with Aluminum-look edgebanding.
The most scratch-resistant, high-
gloss acrylic surface available.
Dry Erase-certified.
Guaranteed never to ghost!*

PURE WHITE
HIGH GLOSS

POWDER
HIGH GLOSS

CREME BRULEE
HIGH GLOSS

FLINT
HIGH GLOSS

SAGE
HIGH GLOSS

CAPPUCCINO
HIGH GLOSS

RACING RED
HIGH GLOSS

CARBON
HIGH GLOSS

MIDNIGHT
HIGH GLOSS

NAVAL
HIGH GLOSS

Metallic-Look Acrylic Finishes
*with Aluminum-look edgebanding.
The most scratch-resistant, high-
gloss acrylic surface available.
Dry Erase-certified.
Guaranteed never to ghost!*

SILVER METALLIC
HIGH GLOSS

CHAMPAGNE METALLIC
HIGH GLOSS

MICA METALLIC
HIGH GLOSS

Matte Acrylic Finishes
*UltraMatte acrylic surface with
Aluminum-look edgebanding.*

REINA WHITE
ULTRAMATTE

SAGE
ULTRAMATTE

RIVER STONE
ULTRAMATTE

BLACK OPS
ULTRAMATTE

NAVAL
ULTRAMATTE

Naval is inspired by Sherwin Williams' color-of-the-year for 2020!

Piper door style in Charred Vertical and Archicrete Textured Melamine and Fineline Aluminum door style with Black Etch Tech Glass inserts.



Martin door style in Kodiak Vertical Textured Melamine.

Textured Melamine Program

Smooth is not the only option any longer. Textured Melamine is becoming one of the most popular options for today's homeowners. Choose the 3D character and feel of a wood door but in a product that's easy to care for and affordably priced.

Modern technology has made melamine an incredibly attractive option in both price and look. UltraCraft Textured Melamine doors are made by thermally fusing

a printed, textured paper that is covered in resin to a door form made of medium-density fiberboard (MDF). The result is a durable, low maintenance finish with an exciting texture that simulates a variety of real woods.

Our offering of Textured Melamine includes six popular door styles which you can combine with an array of colors, wood grains, horizontal or vertical grain directions and degrees of texture. Our Subtly Textured

options provide the look and feel of fine-textured wood grains such as Elm, Oak, Walnut and Ash. And our Dynamically Textured selection has a more extreme texture to mimic the feel of coarser woods.

If you want to create a warm, inviting room but prefer a wood-alternative product that can stand up to your life at home, try Textured Melamine.



Metropolis door style in Silver Elm Vertical Textured Melamine and South Beach door style in Powder UltraLux.

Textured Melamine Program




KITTY HAWK*
5-PC DOOR AND
DRAWER FRONT
Shown in Cypress Gold



KITTY HAWK*
5-PC DOOR w/SLAB
DRAWER FRONT
Shown in Rift White Pine



MARTIN*
3-PC DOOR w/3-PC
DRAWER FRONT
Shown in Wired Silver



METROPOLIS
Shown in
Flame Oak Vertical



PIPER
Shown in Light
Carbonite Horizontal

Subtly Textured The look and feel of fine-textured wood grain

VERTICAL

SILVER ELM
KH ME MA

FLAME OAK
ME

ARGENT OAK
KH ME MA

BURNISHED WALNUT
KH ME MA

EBONY ASH
ME

HORIZONTAL

SILVER ELM
ME

FLAME OAK
ME

ARGENT OAK
ME

BURNISHED WALNUT
ME

EBONY ASH
ME

* Kitty Hawk and Martin door styles feature both vertical and horizontal grain direction which cannot be altered.

Not all colors and finishes are available on all door styles. See designer for details. Finishes shown represent the scope of the offering and should not be used for color matching. UltraCraft recommends ordering a sample door, to see the best representation of your selected color and finish on your door style, before ordering cabinetry. Sample doors are more accurate than printed literature or designer's color chips.

Dynamically Textured - The look and texture of coarse wood

VERTICAL

DRIFT WHITE
KH MA P

RAW COTTON
KH MA P

GLACIER
KH P

RIFT WHITE PINE
KH MA P

PEARLIZED
KH MA P

SIENNA
KH P

RECLAIMED GREY
KH MA P

STRAND PINE
KH MA P

HIMALAYAN
KH P

WIRED SILVER
KH MA P

KONA
KH MA P

WIRED BROWN
KH MA P

HUSK
KH MA P

LIGHT CARBONITE
KH MA P

KODIAK
KH MA P

CYPRESS GOLD
KH MA P

ECLIPSE
KH P

DEEP BURN
P

CHARRED
P

ARCHICRETE
P

HORIZONTAL

DRIFT WHITE
P

RAW COTTON
P

GLACIER
P

RIFT WHITE PINE
P

PEARLIZED
P

SIENNA
P

RECLAIMED GREY
P

STRAND PINE
P

HIMALAYAN
P

WIRED SILVER
P

KONA
P

WIRED BROWN
P

HUSK
P

LIGHT CARBONITE
P

KODIAK
P

CYPRESS GOLD
P

ECLIPSE
P

DEEP BURN
P

CHARRED
P

FINISH AVAILABILITY BY DOOR STYLE:
KH = KITTY HAWK, MA = MARTIN,
ME = METROPOLIS, P = PIPER



Jamestown door style in Dove White Eurotek. Designer: Kitchen & Bath Design + Construction Design Team. Photo: Chrissy Racho.

Eurotek Program



CAPE MAY
Shown in Grey Opal



CLERMONT
Shown in Espresso

Cape May and Clermont Finishes

BRIGHT WHITE

ALABASTER

ESPRESSO

GREY MIST

GREY OPAL

WHITE CYPRESS



JAMESTOWN
Shown in Bisque



PHILADELPHIA
Shown in Dove White

Jamestown and Philadelphia Finishes

BISQUE


DOVE WHITE

Eurotek Program

The UltraCraft Eurotek Program is a cost-effective solution for achieving the look of wood doors in a quality, low maintenance alternative. You get the benefits of high-style wood aesthetics, in a high-value product.

The wood simulation is created by permanently laminating printed Eurotek veneer to a durable door constructed of medium-density fiberboard (MDF). This process eliminates expansion and contraction and color variances associated with solid wood.

Eurotek not only has a consistent, authentic wood look, but you'll also enjoy the color-fast, durable finish of this smart product. It is beautiful, durable and affordable. Feel proud and excited about your kitchen, bath or living spaces, without breaking the bank.



LAKEHURST
Shown in Bright White

Lakehurst Finishes

BRIGHT WHITE

ALABASTER

Finishes shown represent the scope of the offering and should not be used for color matching. UltraCraft recommends ordering a sample door, to see the best representation of your selected color and finish on your door style, before ordering cabinetry. Sample doors are more accurate than printed literature or designer's color chips.

Philadelphia Design House. Broadline Stainless Steel door style with Clarion glass, Lakeway door style in Lunar Gray paint and Cocoa stain, Low Sheen, and Piper door style in Kona Horizontal Textured Melamine. Designer: Builders FirstSource/ProBuild.



Broadline Aluminum Metal door style with Pearl Etched Tech Glass and Apex door style in Black paint. Designer: Brian Bene of TOPCO Distributing. Photo: Robert Trawick of Six One Six Studios.

Metal Program

Professional and commercial spaces do not hold the sole right to feature metal and glass in a kitchen. Expand your cabinetry design options by considering our versatile Metal Program for your central decor theme, or just sprinkled throughout your space.

The light and reflections inherent in glass and metal kitchens brighten spaces, granting a clean, polished environment, and can also make your kitchen look more spacious.

Going heavier on the amount of aluminum or stainless steel will result in more of an industrial or commercial flair.

Can't quite go all in with metal and glass? No problem. Create the essence of your space with cabinetry you love, then add in a little bling. Metal pairs well with all of our other door materials in both transitional and contemporary styles. Just add a couple of metal and glass doors where they make sense functionally

or where they can complement your overall design style.

It's easy to pull together beautiful doors from our Metal Program. The metal frames vary in width from Fineline to Slimline to Broadline and pair well with any of our Tech Glass options. Clear, etched, backpainted and patterned glass can help you design a you-nique kitchen that isn't found anywhere else in the neighborhood.

Metal Program



FINELINE ALUMINUM
W/TECH GLASS SELECTIONS
Shown with
Clarion White Tech Glass

Fineline Aluminum doors with
Tech Glass cannot be drilled for
decorative hardware.



SLIMLINE ALUMINUM
W/OPAQUE ACRYLIC
INSERT OR TECH GLASS
SELECTIONS
Shown with
Opaque Acrylic Insert



BROADLINE ALUMINUM
W/TECH GLASS SELECTIONS
Shown with
Clarion White Tech Glass



BROADLINE STAINLESS STEEL
AN ALUMINUM DOOR WITH
STAINLESS STEEL APPEARANCE
AND TECH GLASS SELECTIONS
Shown with
White Etch Tech Glass

Tech Glass

Tech Glass serves as the inserts to the frames offered in our Metal Program. Available in etched, backpainted and patterned styles, plus a variety of tints, Tech Glass can add moments of contemporary and industrial brilliance to your decor story.



Backpainted Tech Glass should not be lit from cabinet interior.
Finishes shown represent the scope of the offering and should not be used for color matching. UltraCraft recommends ordering a sample door, to see the best representation of your selected color and finish on your door style, before ordering cabinetry. Sample doors are more accurate than printed literature or designer's color chips.

Art Glass

Incorporating glass doors into your kitchen design visually expands your space while lending a touch of elegance. Show off a little!




Leaded Glass Options




*Some limitations apply.




Metal Drawer with Soft Close
available with optional Touch-To-Open



Metal Pull-outs with Soft Close



Wood Dovetail Drawer with Soft Close



Wood Dovetail Pull-outs with Soft Close

Drawers and Pull-outs with Soft Close Style

Metal Drawers with Soft Close

Our Metal Drawer box is the industry-leading Blum® Legrabox. Drawer sides are fingerprint-free with the look of stainless steel while the bottom and back are moisture-resistant, grey melamine. Full-extension, undermounted Soft Close glides are built-in, have an 88-pound dynamic-load rating and a lifetime manufacturer's warranty.

To keep your overall look sleek and hardware-free, add **Touch-To-Open**. Open the drawer by gently pressing on the drawer front.

Metal Pull-outs with Soft Close

Metal Pull-outs have the same state-of-the-art construction, glides and warranty as our metal drawers, but are not available with Touch-To-Open.

Wood Dovetail Drawers with Soft Close

Our Wood Dovetail drawer box has solid wood sides, front and back, with classic dovetail joinery at each corner, and a fully-captured bottom, all in Birch or Walnut in Natural finish. Soft close, full-extension,

undermounted glides have a 100-pound dynamic-load rating and a lifetime manufacturer's warranty.

Wood Dovetail Pull-outs with Soft Close

These have the same superior quality construction, glides and warranty as our dovetail drawers.

Quiet Doors, Too!

All of our doors have Blum® Soft Close hinges.



Style Meets Performance

With UltraCraft cabinetry style runs deeper than door styles and finishes. You have choices in the construction of your cabinets as well. Choose an All-Plywood or Engineered Furniture Core box dressed in White, Light Grey or Neutral Woodgrain easy-clean Melamine. Work with your designer for the best ideas, as not all options are available with all door styles.

Substance Over Style

Seneca, our lowest price door style, is available in White or Cream Melamine for almost any utilitarian storage application. There's nothing fancy here, folks. Seneca is just a good-looking, hard-working, easy-to-clean door to hide your stuff.

Seneca

WHITE

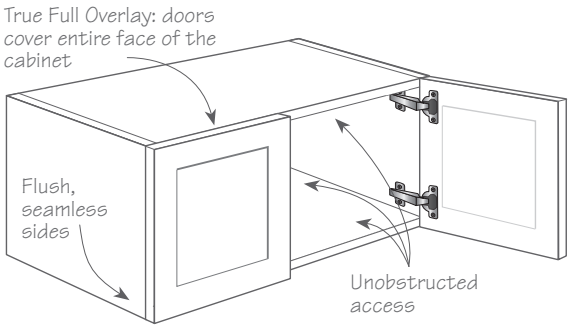
CREAM

SENECA
Shown in White

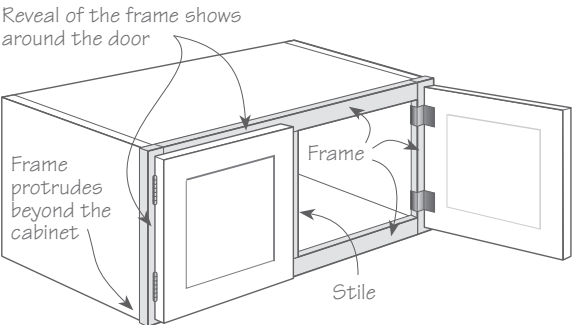
UltraCraft Advantages

At a quick glance, all cabinets look pretty much the same. We invite you to take a closer look. Compare our full access construction to other cabinets and discover the value of UltraCraft Cabinetry.

UltraCraft Full Access Construction



Framed Construction



ULTRACRAFT FULL ACCESS CABINETRY

A TRUE FULL OVERLAY LOOK




A full access, or frameless, cabinet has no frame attached to the front of the cabinet. The doors are attached to the inside walls of the cabinet and cover the entire face of the cabinet. This is called true full overlay, and it's key to a clean, contemporary look.

A CLEAN, MODERN BUILD




UltraCraft Cabinetry is built with seamless flush sides and seamless flush floors. This creates the cleanest, most contemporary look available.

DESIGN STYLES



Your UltraCraft Cabinetry full access kitchen can be traditional, transitional, contemporary and everything in between. Choose from Wood, Deluxe Veneer, UltraLux, Metal, Thermofoil, Textured Melamine, Eurotek Veneer and more.

PREMIUM FURNITURE FINISHES



Find your dream kitchen here! Select from our comprehensive palette of stains, paints, custom paints, glazes and artisan finishes – Aged, Rubbed, Vintage, Heritage, Worn and Linen – all at no or low upcharges. Top off our 14-step finishing process with no-charge Low Sheen top coat for a fine furniture finish.

OTHER CABINET CHOICES

There are several quality framed cabinet choices, but none will give you a true full overlay look. In framed construction, the doors are attached to the face frame. The frame, in some amount (called a reveal), will always be visible around the edges of the door. This is illustrated above.

Many lines offer flush sides and flush floors. Ask your designer if there is an upcharge, and if the construction method leaves a seam.

Cabinet material choices will vary from brand to brand, from very limited (for example, just one wood species, or one material, like Thermofoil) to all-inclusive, like UltraCraft. Your UltraCraft designer will assist you in identifying the material that will fit your budget and best convey the style you wish for your home.

Every manufacturer has its own finishing process and quality standards. Your designer will help you identify the cabinet line capable of creating the look you want within your budget. Note, the only way to be confident in the quality of the finish is to order a sample door with your choices.

ULTRACRAFT FULL ACCESS CABINETRY

FIRST-CLASS QUALITY DRAWER SYSTEMS




We proudly offer three drawer system choices, each with Blum® soft close, full-extension glides: Wood Dovetail Drawers and Pull-outs, Metal Drawers and Pull-outs, and Metal Drawers with Touch-To-Open.

SOFT CLOSE DOORS AND DRAWERS



No more slamming doors and drawers, they close themselves! Our standard construction includes drawers and doors with soft close action built in. We use Blum® hardware, the best available, and there is no upcharge.

DURABLE, ADJUSTABLE HINGES



Only the best. Blum® hinges are adjustable six ways, so as heat and humidity change with the seasons, you can keep doors straight and true. These concealed hinges are also “clip on,” so should you ever need to remove and replace the doors, it's easy as pie.

FULL-DEPTH, ADJUSTABLE SHELVES



Shelves in UltraCraft Cabinetry are full depth. They are adjustable up and down, so you can arrange the cabinet space to suit your needs.

MORE STORAGE SPACE



Face frames take up space, so it's natural that frameless cabinets offer more space—up to 15% more storage space! Consider buying those new serving dishes you've had your eye on.

PERFORMANCE CONSTRUCTION



Choose All-Plywood or Engineered Furniture Core construction. Both are durable and strong. 5/8"-thick, machine-fitted back panels provide structural integrity and make for easier installation. Our sturdy, 3/4"-thick shelves use metal shelf clips.

OTHER CABINET CHOICES

There are many drawer systems available with different features and quality levels. Wood dovetail drawers are common on all quality cabinetry. Metal drawers are growing in popularity, especially for a contemporary feel. Always visit a showroom and test the drawers in person.

For any cabinet line you are considering, ask your designer if soft close on both doors and drawers is included, or if there is an extra charge for this feature.

Not all cabinet manufacturers choose the best hinges. Some material and manufacturing and installation methods are inferior. The hinges can be difficult to adjust and may not stand up to active household use.


Half-depth shelves decrease the available storage space. Non-adjustable shelves offer no ability to tailor shelving to the contents.

A face frame reduces the inside depth of the cabinet, and requires narrower drawer boxes, reducing available storage space.

Most lines offer choices of construction materials. Keep in mind, back panels that are only 1/4" thick or 3/8" thick limit the placement of installation screws.

ULTRACRAFT FULL ACCESS CABINETRY

MOISTURE PROTECTION




To protect our cabinets against moisture, we cover tops, bottoms and sides—inside and out—with moisture-resistant, thermally-fused melamine. Cabinet end panels are edgebanded on all edges: front, back, bottom and top.

EASY CLEANING



Inside and outside surfaces in a full access cabinet are smooth, unobstructed and easily cleaned. Additionally, our cabinet box is protected with melamine which is moisture- and scratch-resistant, and impedes the growth of bacteria.

CUSTOM MODIFICATIONS



UltraCraft Cabinetry will modify a cabinet's width, height and depth, for no charge, up to the next standard size cabinet. Finished Ends are available at no charge, as are Finished Interiors, a great option for cabinets with glass doors, or no doors at all.

100 YEAR LIMITED WARRANTY



We warrant to the original purchaser that our products will be free from manufacturer defects for 100 years from the date of purchase.

EARTH GENTLE



We are certified to the KCMA Environmental Stewardship Program and comply with strict CARB II standards.

AMERICAN CRAFTSMANSHIP



UltraCraft Cabinetry is manufactured in Liberty, North Carolina, in the heart of the country's furniture manufacturing industry, from domestically and globally sourced components.

OTHER CABINET CHOICES

For the lines you are considering, ask your designer if the construction method and material exposes the backs and bottoms of base cabinets to moisture. Some lines use a covering of paper or vinyl which can peel, or use wood veneer, which is not moisture resistant.

Face frames create a lip around the cabinet opening, catching debris as you try to wipe it away.

Stock cabinet lines are off-the-shelf solutions and don't allow modifications. Semi-custom and custom lines do offer modifications, but often with limited options and extra costs. Ask your designer which lines expand your budget with no charge modifications.

ARCHITECTURAL SPECIFICATIONS

CABINET BOX:

- 1 Cabinetry is manufactured with 5/8" thick environmentally-friendly EPP-certified engineered furniture core or plywood panels
- 2 Dowel-and-glue joinery and fully-captured, machine-fitted back panel
- 3 Flush bottom, top and finished ends for a furniture-like appearance and easy installation
- 4 Footed mouldings and light rails secure to flush tops and bottoms of Wall cabinets
- 5 Full-width stretchers, front and rear, provide solid support and mounting surface for counter tops
- 6 Toe-space blocking, front and rear, for strength and optional, coordinating Toe Kick cover

EXTERIOR:

- 7 Tops, bottoms and unfinished ends are covered in White, Grey or Neutral Woodgrain melamine, providing complete coverage of the engineered wood core. Finished Ends, Finished Interiors and Panels are covered in color-coordinated material
- 8 Front edges have matching wood or coordinating PVC edgebanding; Tops, bottoms and backs of End Panels are also edgebanded

INTERIOR:

- 9 Standard White, Grey or Neutral Woodgrain melamine interior; optional coordinating interior is available

SHELVING:

- 10 3/4"-thick, adjustable, full-depth shelving with edgebanding and metal shelf clips

HINGES:

- 11 Steel, fully-concealed, clip-on/off, self-closing, 110°, 6-way-adjustable hinge with a lifetime manufacturer's warranty and soft close operation

DRAWER SYSTEMS:

12 Wood Dovetail Drawer with Soft Close

Box is 5/8" thick, solid wood on all four sides, dovetail joinery at each corner and 1/4" thick, fully-captured bottom, all in a Natural finish. Soft Close glides allow smooth and silent closing. Glides are a full-extension, tandem, undermount system with 100 lb. static / 90 lb. dynamic load rating. Standard on cabinets with all door styles except UltraLux. Wood Dovetail Pull-outs with Soft Close are available as an upgrade.

13 Metal Drawer with Soft Close

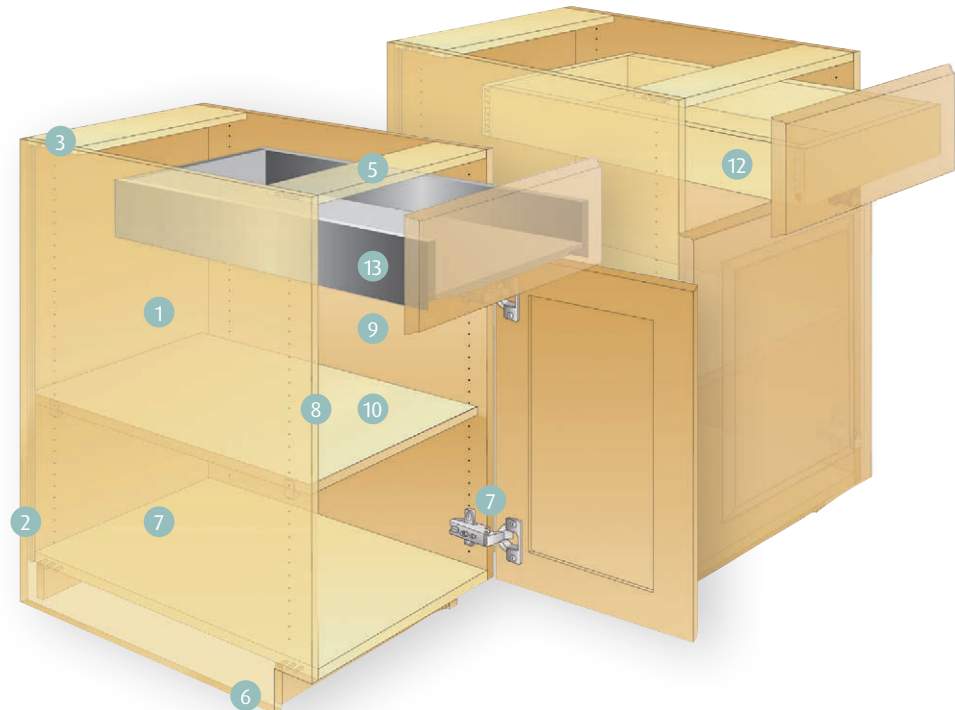
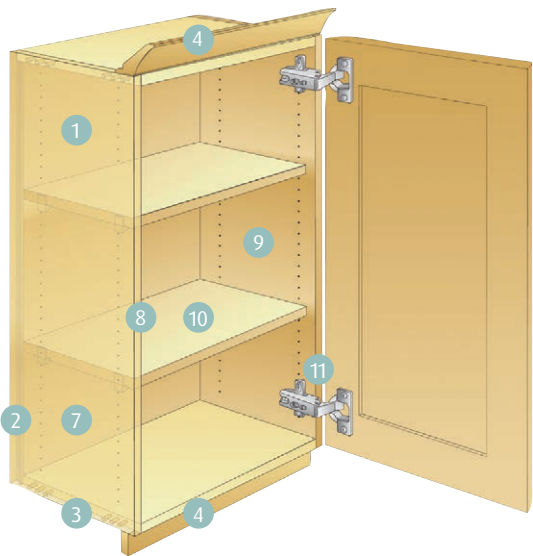
Standard on cabinets with UltraLux door styles. Available as an upgrade with all other door styles.

13 Metal Drawer with Soft Close and Touch-To-Open

An upgrade for cabinets with any door style. Open the drawer by pressing on the drawer front; eliminate the need for decorative hardware.

The box for both Metal Drawers is the **Blum Legrabox**. Sides are fingerprintless metal with stainless steel look. Bottom and back are 5/8"-thick grey melamine. Soft Close glides are a built-in, full-extension undermount system with 125 lb. static / 110 lb. dynamic load rating. Metal Pull-outs with Soft Close are available as an upgrade.

All drawer glides have a lifetime manufacturer's warranty



ultracraft®



KITCHEN CABINET MANUFACTURERS ASSOCIATION
ENVIRONMENTAL STEWARDSHIP PROGRAM.
ALL PRODUCTS IMPACT THE ENVIRONMENT.
FOR ESP PROGRAM CRITERIA, VISIT KCMA.ORG



©2020 UltraCraft. UltraCraft Cabinetry
is a Norcraft Companies brand. Norcraft
Companies is part of the MasterBrand
Cabinets Family.



Printed 7/27/20 PDF Updated 7/27/20

UltraCraft Advantages

- Hundreds of doors in every popular material, finish and style from traditional to ultra-modern
- Soft Close Drawers and Doors
- First class Wood Dovetail and Metal Drawer systems
- Free, custom size modifications for most cabinets; ask your designer for details
- Designer colors and modern Low Sheen finish at no upcharge
- Custom paint colors
- Popular paint, glaze, linen and distressed finishes at low upcharges
- All-Plywood or Engineered Furniture Core construction
- Full Access construction means more storage, easy-to-clean, and precise alignment
- Full-depth, adjustable shelves
- Made in America from domestically- and globally-sourced components
- 100-year Limited Warranty

Front Cover – Martin door style in Reclaimed Grey
Textured Melamine and Acrilux II door style in Linear
Bronze UltraLux.

Back Cover – Stickley door style in Maple with Arctic
White paint.

Printed images should not be used for color matching.

ultracraft®

800.803.2315
www.ultracraft.com