

INTERIOR DOORS

REEB® IN-STOCK INTERIOR PRIMED STILE & RAIL DOORS



Introduction

Primed stile and rail doors are an ideal choice for homeowners seeking to add a clean look to their Modern, Traditional or Craftsman style homes. They feature architecturally correct layouts, crisp shadow lines and highly defined panels providing a superior level of detail.

Recent developments within the millwork industry continue to strengthen the case for primed stile and rail doors, making them an excellent choice for discerning homeowners seeking increased strength, better durability and greater life expectancy at a similar price point to their molded door counterparts.




Table of Contents

Construction.....	4	2-1/2" Louver Slats	23
9/16" Single Hip Raised Panel.....	6	Contemporary Doors, Flush MDF.....	24
3/8" MDF Flat Panel, Ovolo Sticking	8	Contemporary Doors, Flat Panel Louver	25
3/8" MDF Flat Panel, Shaker Sticking	10	Interior Door Units, Transoms, Sidelites.....	26
5/8" MDF Flat Panel, Ovolo Sticking	12	Primed Barn Doors	27
5/8" MDF Flat Panel, Shaker Sticking	13	Barn Door Hardware.....	28
1-1/4" Bar, Clear Glass	14	Positive Pressure Fire Rated Doors	30
1-1/4" Bar, Frit Glass	16	Frames.....	32
Decorative Glass	17	Sills.....	35
French, Clear Glass, Ovolo Sticking.....	19	Hinges.....	36
French, Frit Glass, Ovolo Sticking.....	19	Locks	40
French, White Laminate Glass, Ovolo Sticking.....	19	Catches	42
French, Clear Glass, Shaker Sticking.....	20	Stile & Rail Dimensions.....	43
French, Frit Glass, Shaker Sticking	20	Finishing & Warranty	47
1-1/4" Louver Slats.....	23	Educational Tools.....	47

Reeb® Specialty Products


Our Reeb Specialty Products (RSP) brand offers high quality products with big savings. The quality of the products provided under the RSP brand are competitive with other major brands within our industry. Reeb Specialty Products – providing value pricing on quality products.



Construction

Primed stile and rail doors are wood components joined together with dowel pins. The stiles and rails have an engineered wood core covered with an MDF veneer creating an excellent surface for painting. Constructing a door with different components brings definition that cannot be replicated by a molded door.

- 1 Stile:** The stiles have a solid wood engineered core for added strength, stability, and reduced sound transmission.
- 2 Rail:** The rails also include a solid wood engineered core.
- 3 Panel:** Flat and Raised Panels are made with MDF for a smooth paint finish, stability, and comply with no added formaldehyde regulation.
- 4 Dowel Pins:** Traditional dowel pin construction creates a secure joint, connecting the stile and rail components together.
- 5 Veneer:** An MDF veneer is permanently bonded to the engineered wood core, eliminating dents, dings, and gouges which makes a superior paint surface.



Stiles, Rails & Veneer


The stiles and rails have a solid wood engineered core for added strength, stability, and reduced sound transmission.

An MDF veneer is permanently bonded to the core resisting dents, dings, and gouges. The veneer when compared to other imitation products makes for a superior and smooth painting surface.



Architecturally Correct

Each door is made with perfectly proportioned stiles, rails and panels that are created individually to ensure that every door is architecturally correct.



Sharp Details

Primed stile and rail doors join components together to create sharp shadow lines with a 90 degree Shaker sticking.

- 1 True 90 degree angle provides sharp detail.
- 2 Solid wood engineered core for added strength, stability and reduced sound transmission.



Stile & Rail



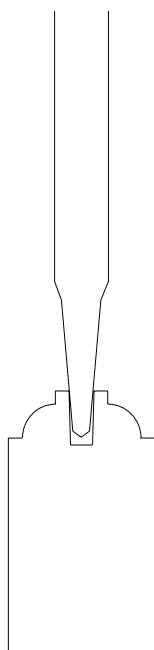
Molded
(Hollow Core)

Primed

9/16" SINGLE HIP RAISED PANEL



9/16" Raised Panel, Ovolo Sticking



Panel Profile



PR82R 1-3/8"

9/16" Raised Panel,
Ovolo Sticking

1/0 x 6/8	2/8 x 6/8	2/8 x 7/0
1/2 x 6/8	2/10 x 6/8	2/10 x 7/0
1/3 x 6/8	3/0 x 6/8	3/0 x 7/0
1/4 x 6/8		
1/6 x 6/8	1/6 x 7/0	1/6 x 8/0
1/8 x 6/8	1/8 x 7/0	2/0 x 8/0
1/10 x 6/8	1/10 x 7/0	2/4 x 8/0
2/0 x 6/8	2/0 x 7/0	2/6 x 8/0
2/2 x 6/8	2/2 x 7/0	2/8 x 8/0
2/4 x 6/8	2/4 x 7/0	2/10 x 8/0
2/6 x 6/8	2/6 x 7/0	3/0 x 8/0




PR82R 1-3/4"

9/16" Raised Panel,
Ovolo Sticking

1/0 x 6/8	2/8 x 6/8	2/0 x 7/0	2/6 x 8/0
1/2 x 6/8	2/10 x 6/8	2/2 x 7/0	2/8 x 8/0
1/3 x 6/8	3/0 x 6/8	2/4 x 7/0	2/10 x 8/0
1/4 x 6/8		2/6 x 7/0	3/0 x 8/0
1/6 x 6/8	1/0 x 7/0	2/8 x 7/0	
1/8 x 6/8	1/2 x 7/0	2/10 x 7/0	
1/10 x 6/8	1/3 x 7/0	3/0 x 7/0	
2/0 x 6/8	1/4 x 7/0		
2/2 x 6/8	1/6 x 7/0	1/6 x 8/0	
2/4 x 6/8	1/8 x 7/0	2/0 x 8/0	
2/6 x 6/8	1/10 x 7/0	2/4 x 8/0	

SIZES 2/4 AND UP HAVE WIDE (5-1/2") STILES

OVOLO STICKING



PR82A 1-3/8"

9/16" Raised Panel,
Ovolo Sticking

1/0 x 6/8	2/2 x 6/8	2/0 x 7/0	2/4 x 8/0
1/2 x 6/8	2/4 x 6/8	2/4 x 7/0	2/6 x 8/0
1/3 x 6/8	2/6 x 6/8	2/6 x 7/0	2/8 x 8/0
1/4 x 6/8	2/8 x 6/8	2/8 x 7/0	2/10 x 8/0
1/6 x 6/8	2/10 x 6/8	3/0 x 7/0	3/0 x 8/0
1/8 x 6/8	3/0 x 6/8		
1/10 x 6/8		1/6 x 8/0	
2/0 x 6/8	1/6 x 7/0	2/0 x 8/0	

SIZES 2/4 AND UP HAVE WIDE (5-1/2") STILES



PR82A 1-3/4"

9/16" Raised Panel,
Ovolo Sticking


1/6 x 6/8	2/10 x 6/8	2/4 x 7/0	2/4 x 8/0
1/8 x 6/8	3/0 x 6/8	2/6 x 7/0	2/6 x 8/0
1/10 x 6/8		2/8 x 7/0	2/8 x 8/0
2/0 x 6/8	1/6 x 7/0	2/10 x 7/0	2/10 x 8/0
2/2 x 6/8	1/8 x 7/0	3/0 x 7/0	3/0 x 8/0
2/4 x 6/8	1/10 x 7/0		
2/6 x 6/8	2/0 x 7/0	1/6 x 8/0	
2/8 x 6/8	2/2 x 7/0	2/0 x 8/0	



PR44 1-3/8"

9/16" Raised Panel,
Ovolo Sticking

1/0 x 6/8	2/0 x 6/8
1/2 x 6/8	2/2 x 6/8
1/3 x 6/8	2/4 x 6/8
1/4 x 6/8	2/6 x 6/8
1/6 x 6/8	2/8 x 6/8
1/8 x 6/8	2/10 x 6/8
1/10 x 6/8	3/0 x 6/8



PR44 1-3/4"

9/16" Raised Panel,
Ovolo Sticking


1/6 x 6/8	2/8 x 6/8
1/8 x 6/8	2/10 x 6/8
1/10 x 6/8	3/0 x 6/8
2/0 x 6/8	
2/2 x 6/8	
2/4 x 6/8	
2/6 x 6/8	



PR55R 1-3/8"

9/16" Raised Panel,
Ovolo Sticking


1/6 x 6/8
1/8 x 6/8
2/0 x 6/8
2/4 x 6/8
2/6 x 6/8
2/8 x 6/8
2/10 x 6/8
3/0 x 6/8



PR66 1-3/8"

9/16" Raised Panel,
Ovolo Sticking

1/0 x 6/8	1/10 x 6/8	2/10 x 6/8
1/2 x 6/8	2/0 x 6/8	3/0 x 6/8
1/3 x 6/8	2/2 x 6/8	
1/4 x 6/8	2/4 x 6/8	
1/6 x 6/8	2/6 x 6/8	
1/8 x 6/8	2/8 x 6/8	



PR66 1-3/4"

9/16" Raised Panel,
Ovolo Sticking

1/6 x 6/8	2/6 x 6/8
1/8 x 6/8	2/8 x 6/8
1/10 x 6/8	2/10 x 6/8
2/0 x 6/8	3/0 x 6/8
2/2 x 6/8	
2/4 x 6/8	



PR56R 1-3/8"

9/16" Raised Panel,
Ovolo Sticking

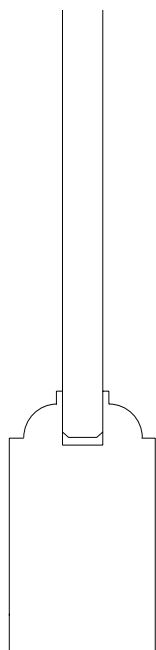
1/6 x 8/0
2/0 x 8/0
2/4 x 8/0
2/6 x 8/0
2/8 x 8/0
3/0 x 8/0

Primed

3/8" MDF FLAT PANEL



3/8" Flat Panel. Ovolo Sticking



Panel Profile,
Ovolo Sticking


OVOLO STICKING



PR8020 1-3/8"

3/8" MDF Flat Panel,
Ovolo Sticking

1/0 x 6/8	2/4 x 6/8	2/0 x 8/0
1/2 x 6/8	2/6 x 6/8	2/2 x 8/0
1/3 x 6/8	2/8 x 6/8	2/4 x 8/0
1/4 x 6/8	2/10 x 6/8	2/6 x 8/0
1/6 x 6/8	3/0 x 6/8	2/8 x 8/0
1/8 x 6/8		2/10 x 8/0
1/10 x 6/8	1/6 x 8/0	3/0 x 8/0
2/0 x 6/8	1/8 x 8/0	
2/2 x 6/8	1/10 x 8/0	



PR8082 1-3/8"

3/8" MDF Flat Panel,
Ovolo Sticking


1/0 x 6/8	2/4 x 6/8	2/0 x 8/0
1/2 x 6/8	2/6 x 6/8	2/2 x 8/0
1/3 x 6/8	2/8 x 6/8	2/4 x 8/0
1/4 x 6/8	2/10 x 6/8	2/6 x 8/0
1/6 x 6/8	3/0 x 6/8	2/8 x 8/0
1/8 x 6/8		2/10 x 8/0
1/10 x 6/8	1/6 x 8/0	3/0 x 8/0
2/0 x 6/8	1/8 x 8/0	
2/2 x 6/8	1/10 x 8/0	



PR8044 1-3/8" *

3/8" MDF Flat Panel,
Ovolo Sticking

2/0 x 6/8
2/2 x 6/8
2/4 x 6/8
2/6 x 6/8
2/8 x 6/8
2/10 x 6/8
3/0 x 6/8



PR8040 1-3/8"

3/8" MDF Flat Panel,
Ovolo Sticking

1/6 x 6/8	3/0 x 6/8	2/6 x 7/0
2/0 x 6/8		2/8 x 7/0
2/4 x 6/8	1/6 x 7/0	3/0 x 7/0
2/6 x 6/8	2/0 x 7/0	
2/8 x 6/8	2/4 x 7/0	



PR8055 1-3/8"

3/8" MDF Flat Panel,
Ovolo Sticking

1/6 x 6/8	2/4 x 6/8
1/8 x 6/8	2/6 x 6/8
1/10 x 6/8	2/8 x 6/8
2/0 x 6/8	2/10 x 6/8
2/2 x 6/8	3/0 x 6/8



PR8055 1-3/8" (8/0)

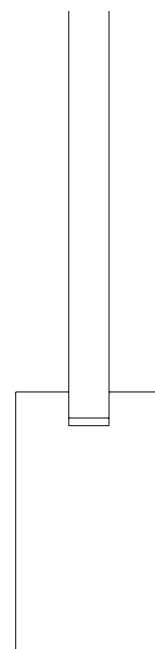
3/8" MDF Flat Panel,
Ovolo Sticking

1/6 x 8/0	2/10 x 8/0
2/0 x 8/0	3/0 x 8/0
2/4 x 8/0	
2/6 x 8/0	
2/8 x 8/0	

*The PR8044 in sizes 1/0 - 1/10 is a narrow layout with only 2 panels. Please use the PR8082 for these sizes.


Primed

3/8" MDF FLAT PANEL



Panel Profile,
Shaker Sticking


SHAKER STICKING



1/0 - 1/10

PR8720 1-3/8"
3/8" MDF Flat Panel,
Shaker Sticking


1/0 x 6/8	2/4 x 6/8	2/6 x 7/0	2/2 x 8/0
1/2 x 6/8	2/6 x 6/8	2/8 x 7/0	2/4 x 8/0
1/3 x 6/8	2/8 x 6/8	2/10 x 7/0	2/6 x 8/0
1/4 x 6/8	2/10 x 6/8	3/0 x 7/0	2/8 x 8/0
1/6 x 6/8	3/0 x 6/8		2/10 x 8/0
1/8 x 6/8		1/6 x 8/0	3/0 x 8/0
1/10 x 6/8	1/6 x 7/0	1/8 x 8/0	
2/0 x 6/8	2/0 x 7/0	1/10 x 8/0	
2/2 x 6/8	2/4 x 7/0	2/0 x 8/0	



1/0 - 1/10

PR8782 1-3/8"
3/8" MDF Flat Panel,
Shaker Sticking


1/0 x 6/8	2/4 x 6/8	2/6 x 7/0	2/2 x 8/0
1/2 x 6/8	2/6 x 6/8	2/8 x 7/0	2/4 x 8/0
1/3 x 6/8	2/8 x 6/8	2/10 x 7/0	2/6 x 8/0
1/4 x 6/8	2/10 x 6/8	3/0 x 7/0	2/8 x 8/0
1/6 x 6/8	3/0 x 6/8		2/10 x 8/0
1/8 x 6/8		1/6 x 8/0	3/0 x 8/0
1/10 x 6/8	1/6 x 7/0	1/8 x 8/0	
2/0 x 6/8	2/0 x 7/0	1/10 x 8/0	
2/2 x 6/8	2/4 x 7/0	2/0 x 8/0	



1/0 - 1/10

PR8760 1-3/8"
3/8" MDF Flat Panel,
Shaker Sticking

1/0 x 6/8	2/4 x 6/8	2/6 x 7/0
1/2 x 6/8	2/6 x 6/8	2/8 x 7/0
1/3 x 6/8	2/8 x 6/8	2/10 x 7/0
1/4 x 6/8	2/10 x 6/8	3/0 x 7/0
1/6 x 6/8	3/0 x 6/8	
1/8 x 6/8		1/6 x 8/0
1/10 x 6/8	1/6 x 7/0	
2/0 x 6/8	2/0 x 7/0	
2/2 x 6/8	2/4 x 7/0	




1/6 - 1/10

PR8760 1-3/8" (8/0)
3/8" MDF Flat Panel,
Shaker Sticking

1/6 x 8/0
1/8 x 8/0
1/10 x 8/0
2/0 x 8/0
2/2 x 8/0
2/4 x 8/0
2/6 x 8/0
2/8 x 8/0
2/10 x 8/0
3/0 x 8/0


SHAKER STICKING



PR8730 1-3/8"

3/8" MDF Flat Panel,
Shaker Sticking

1/0 x 6/8	2/2 x 6/8	1/8 x 7/0	3/0 x 7/0
1/2 x 6/8	2/4 x 6/8	1/10 x 7/0	
1/3 x 6/8	2/6 x 6/8	2/0 x 7/0	1/6 x 8/0
1/4 x 6/8	2/8 x 6/8	2/2 x 7/0	2/0 x 8/0
1/6 x 6/8	2/10 x 6/8	2/4 x 7/0	2/4 x 8/0
1/8 x 6/8	3/0 x 6/8	2/6 x 7/0	2/6 x 8/0
1/10 x 6/8		2/8 x 7/0	2/8 x 8/0
2/0 x 6/8	1/6 x 7/0	2/10 x 7/0	3/0 x 8/0



PR8762 1-3/8"

3/8" MDF Flat Panel,
Shaker Sticking


1/6 x 6/8
2/0 x 6/8
2/4 x 6/8
2/6 x 6/8
2/8 x 6/8
2/10 x 6/8
3/0 x 6/8



PR8762 1-3/8" (8/0)

3/8" MDF Flat Panel,
Shaker Sticking


2/0 x 8/0
2/4 x 8/0
2/6 x 8/0
2/8 x 8/0
3/0 x 8/0



PR8744 1-3/8" *

3/8" MDF Flat Panel,
Shaker Sticking

2/0 x 6/8
2/2 x 6/8
2/4 x 6/8
2/6 x 6/8
2/8 x 6/8
2/10 x 6/8
3/0 x 6/8



PR8740 1-3/8"

3/8" MDF Flat Panel,
Shaker Sticking

1/6 x 6/8	1/6 x 7/0
2/0 x 6/8	2/0 x 7/0
2/4 x 6/8	2/4 x 7/0
2/6 x 6/8	2/6 x 7/0
2/8 x 6/8	2/8 x 7/0
3/0 x 6/8	3/0 x 7/0



PR8755 1-3/8"

3/8" MDF Flat Panel,
Shaker Sticking

1/0 x 6/8	2/0 x 6/8	1/6 x 7/0
1/2 x 6/8	2/2 x 6/8	2/0 x 7/0
1/3 x 6/8	2/4 x 6/8	2/4 x 7/0
1/4 x 6/8	2/6 x 6/8	2/6 x 7/0
1/6 x 6/8	2/8 x 6/8	2/8 x 7/0
1/8 x 6/8	2/10 x 6/8	2/10 x 7/0
1/10 x 6/8	3/0 x 6/8	3/0 x 7/0



PR8755 1-3/8" (8/0)

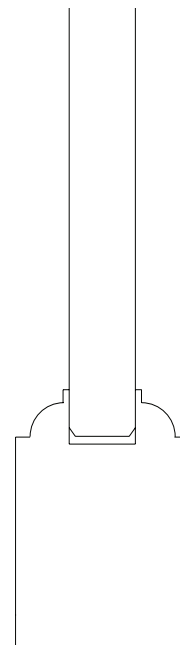
3/8" MDF Flat Panel,
Shaker Sticking

1/6 x 8/0
2/0 x 8/0
2/4 x 8/0
2/6 x 8/0
2/8 x 8/0
2/10 x 8/0
3/0 x 8/0

*The PR8744 in sizes 1/0 - 1/10 is a narrow layout with only 2 panels. Please use the PR8782 for these sizes.

Primed

5/8" MDF FLAT PANEL



5/8" Flat Panel, Ovolo Sticking

Panel Profile,
Ovolo Sticking

OVOLO STICKING



PR8020 1-3/4"
5/8" MDF Flat Panel
Ovolo Sticking

1/0 x 6/8	2/6 x 6/8	1/10 x 7/0	2/4 x 8/0
1/2 x 6/8	2/8 x 6/8	2/0 x 7/0	2/6 x 8/0
1/3 x 6/8	2/10 x 6/8	2/2 x 7/0	2/8 x 8/0
1/4 x 6/8	3/0 x 6/8	2/4 x 7/0	2/10 x 8/0
1/6 x 6/8		2/6 x 7/0	3/0 x 8/0
1/8 x 6/8	1/0 x 7/0	2/8 x 7/0	
1/10 x 6/8	1/2 x 7/0	2/10 x 7/0	
2/0 x 6/8	1/3 x 7/0	3/0 x 7/0	
2/2 x 6/8	1/4 x 7/0		
2/4 x 6/8	1/6 x 7/0	1/6 x 8/0	
	1/8 x 7/0	2/0 x 8/0	

PR8082 1-3/4"
5/8" MDF Flat Panel
Ovolo Sticking

1/0 x 6/8	2/10 x 6/8	3/0 x 7/0
1/2 x 6/8	3/0 x 6/8	
1/3 x 6/8		1/6 x 8/0
1/4 x 6/8	1/6 x 7/0	1/8 x 8/0
1/6 x 6/8	1/8 x 7/0	1/10 x 8/0
1/8 x 6/8	1/10 x 7/0	2/0 x 8/0
1/10 x 6/8	2/0 x 7/0	2/2 x 8/0
2/0 x 6/8	2/2 x 7/0	2/4 x 8/0
2/2 x 6/8	2/4 x 7/0	2/6 x 8/0
2/4 x 6/8	2/6 x 7/0	2/8 x 8/0
2/6 x 6/8	2/8 x 7/0	2/10 x 8/0
2/8 x 6/8	2/10 x 7/0	3/0 x 8/0

SHAKER STICKING



PR8720 1-3/4"
5/8" MDF Flat Panel
Shaker Sticking

1/0 x 6/8	2/8 x 6/8	2/0 x 7/0	2/0 x 8/0
1/2 x 6/8	2/10 x 6/8	2/2 x 7/0	2/2 x 8/0
1/3 x 6/8	3/0 x 6/8	2/4 x 7/0	2/4 x 8/0
1/4 x 6/8		2/6 x 7/0	2/6 x 8/0
1/6 x 6/8	1/0 x 7/0	2/8 x 7/0	2/8 x 8/0
1/8 x 6/8	1/2 x 7/0	2/10 x 7/0	2/10 x 8/0
1/10 x 6/8	1/3 x 7/0	3/0 x 7/0	3/0 x 8/0
2/0 x 6/8	1/4 x 7/0		
2/2 x 6/8	1/6 x 7/0	1/6 x 8/0	
2/4 x 6/8	1/8 x 7/0	1/8 x 8/0	
2/6 x 6/8	1/10 x 7/0	1/10 x 8/0	

PR8782 1-3/4"
5/8" MDF Flat Panel
Shaker Sticking

1/0 x 6/8	2/6 x 6/8	2/4 x 7/0	2/2 x 8/0
1/2 x 6/8	2/8 x 6/8	2/6 x 7/0	2/4 x 8/0
1/3 x 6/8	2/10 x 6/8	2/8 x 7/0	2/6 x 8/0
1/4 x 6/8	3/0 x 6/8	2/10 x 7/0	2/8 x 8/0
1/6 x 6/8		3/0 x 7/0	2/10 x 8/0
1/8 x 6/8	1/6 x 7/0		3/0 x 8/0
1/10 x 6/8	1/8 x 7/0	1/6 x 8/0	
2/0 x 6/8	1/10 x 7/0	1/8 x 8/0	
2/2 x 6/8	2/0 x 7/0	1/10 x 8/0	
2/4 x 6/8	2/2 x 7/0	2/0 x 8/0	

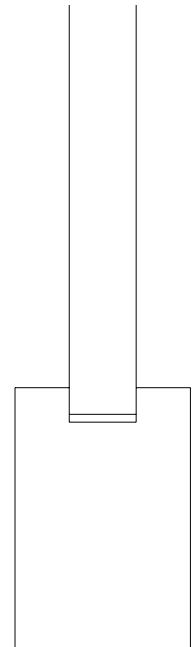
Primed

5/8" MDF FLAT PANEL

Reeb stocks 1-3/4" doors with a 5/8" flat panel for a more architecturally correct layout.




5/8" Flat Panel, Shaker Sticking



Panel Profile,
Shaker Sticking

SHAKER STICKING




PR8730 1-3/4"
5/8" MDF Flat Panel
Shaker Sticking

1/6 x 6/8	2/4 x 7/0	2/8 x 8/0
2/0 x 6/8	2/6 x 7/0	3/0 x 8/0
2/4 x 6/8	2/8 x 7/0	
2/6 x 6/8	2/10 x 7/0	
2/8 x 6/8	3/0 x 7/0	
2/10 x 6/8		
3/0 x 6/8	1/6 x 8/0	
	2/0 x 8/0	
1/6 x 7/0	2/4 x 8/0	
2/0 x 7/0	2/6 x 8/0	




PR8760 1-3/4"
5/8" MDF Flat Panel
Shaker Sticking

1/6 x 6/8
2/0 x 6/8
2/4 x 6/8
2/6 x 6/8
2/8 x 6/8
2/10 x 6/8
3/0 x 6/8



PR8740 1-3/4"
5/8" MDF Flat Panel
Shaker Sticking

1/6 x 6/8
2/0 x 6/8
2/4 x 6/8
2/6 x 6/8
2/8 x 6/8
3/0 x 6/8



PR8755 1-3/4"
5/8" MDF Flat Panel
Shaker Sticking

1/6 x 6/8
2/0 x 6/8
2/4 x 6/8
2/6 x 6/8
2/8 x 6/8
2/10 x 6/8
3/0 x 6/8


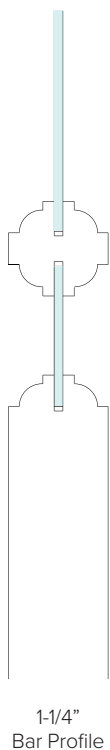
Primed

1-1/4" BAR



1-1/4" Bar, Clear Glass. Ovolo Sticking


CLEAR GLASS



PR8010 1-3/8"

1-1/4" Bar, Clear Glass
Ovolo Sticking


1/6 x 6/8
2/0 x 6/8
2/6 x 6/8



PR8010 1-3/4"

1-1/4" Bar, Clear Glass
Ovolo Sticking


1/6 x 6/8
2/0 x 6/8



PR8015 1-3/8"

1-1/4" Bar, Clear Glass
Ovolo Sticking

2/4 x 6/8
2/6 x 6/8
2/8 x 6/8
2/10 x 6/8
3/0 x 6/8



PR8015 1-3/4"


1-1/4" Bar, Clear Glass
Ovolo Sticking

2/4 x 6/8
2/6 x 6/8
2/8 x 6/8
2/10 x 6/8
3/0 x 6/8



PR8015 and PR66, RSP


CLEAR GLASS



PR8012 1-3/8" (8/0)

1-1/4" Bar, Clear Glass
Ovolo Sticking


1/6 x 8/0
2/0 x 8/0



PR8012 1-3/4" (8/0)

1-1/4" Bar, Clear Glass
Ovolo Sticking


1/6 x 8/0
2/0 x 8/0



PR8018 1-3/8" (8/0)

1-1/4" Bar, Clear Glass
Ovolo Sticking

2/4 x 8/0
2/6 x 8/0
2/8 x 8/0
2/10 x 8/0
3/0 x 8/0



PR8018 1-3/4" (8/0)

1-1/4" Bar, Clear Glass
Ovolo Sticking

2/4 x 8/0
2/6 x 8/0
2/8 x 8/0
2/10 x 8/0
3/0 x 8/0

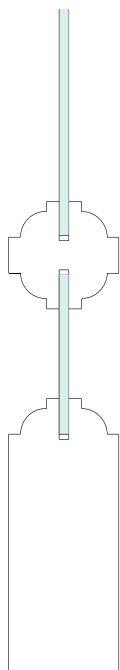
Primed

FRENCH




1-1/4" Bar, Frit Glass. Ovolo Sticking

FRIT GLASS



1-1/4"
Bar Profile




PR8010F 1-3/8"
1-1/4" Bar, Frit Glass
Ovolo Sticking

1/6 x 6/8
2/0 x 6/8




PR8015F 1-3/8"
1-1/4" Bar, Frit Glass
Ovolo Sticking

2/4 x 6/8
2/6 x 6/8
2/8 x 6/8
2/10 x 6/8
3/0 x 6/8



PR8018F 1-3/8" (8/0)
1-1/4" Bar, Frit Glass
Ovolo Sticking

2/4 x 8/0
2/6 x 8/0
2/8 x 8/0
2/10 x 8/0
3/0 x 8/0



PR8012F 1-3/8" (8/0)
1-1/4" Bar, Frit Glass
Ovolo Sticking

1/6 x 8/0
2/0 x 8/0



PR8490, Simpson

DECORATIVE GLASS



SMP

PR8490 1-3/8"
 Decorative Glass, Clear Art
 on Satin Etch, Ovolo Sticking
 2/0 x 6/8
 2/4 x 6/8
 2/6 x 6/8
 2/8 x 6/8
 3/0 x 6/8



SMP

PR8423 1-3/8"
 Decorative Glass, Black Caming,
 Ovolo Sticking
 2/6 x 6/8
 2/8 x 6/8
 3/0 x 6/8



Primed

FRENCH



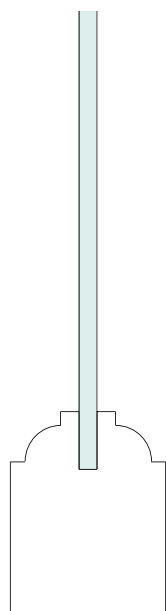
Clear Glass, Ovolo Sticking



Frit Glass, Ovolo Sticking




White Laminate Glass, Ovolo Sticking



Ovolo
Sticking

CLEAR GLASS



PR8001 1-3/8"

Clear Glass,
Ovolo Sticking

1/6 x 6/8	1/6 x 8/0
2/0 x 6/8	2/0 x 8/0
2/4 x 6/8	2/4 x 8/0
2/6 x 6/8	2/6 x 8/0
2/8 x 6/8	2/8 x 8/0
2/10 x 6/8	2/10 x 8/0
3/0 x 6/8	3/0 x 8/0

FRIT GLASS




PR8001F 1-3/8"

Frit Glass,
Ovolo Sticking

1/6 x 6/8	1/6 x 8/0
2/0 x 6/8	2/0 x 8/0
2/4 x 6/8	2/4 x 8/0
2/6 x 6/8	2/6 x 8/0
2/8 x 6/8	2/8 x 8/0
2/10 x 6/8	2/10 x 8/0
3/0 x 6/8	3/0 x 8/0

WHITE LAMINATE GLASS




PR1501WL 1-3/8"

White Laminate Glass,
Ovolo Sticking

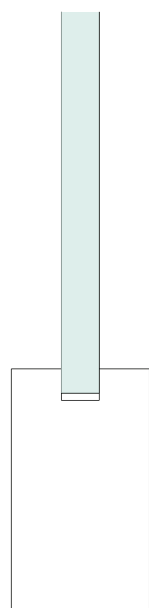
2/0 x 6/8	2/0 x 8/0
2/4 x 6/8	2/4 x 8/0
2/6 x 6/8	2/6 x 8/0
2/8 x 6/8	2/8 x 8/0
3/0 x 6/8	3/0 x 8/0

Primed


FRENCH



Clear Glass, Shaker Sticking




Shaker
Sticking



PR8711 1-3/4"
Clear Glass,
Shaker Sticking

2/0 x 6/8 2/8 x 7/0
2/6 x 6/8 3/0 x 7/0
2/8 x 6/8
3/0 x 6/8



PR8711 1-3/8"
Clear Glass,
Shaker Sticking

1/6 x 6/8 2/6 x 8/0
2/0 x 6/8 2/8 x 8/0
2/4 x 6/8 3/0 x 8/0
2/6 x 6/8
2/8 x 6/8
2/10 x 6/8
3/0 x 6/8



PR8711F 1-3/8"
Frit Glass,
Shaker Sticking

1/6 x 6/8 2/6 x 8/0
2/0 x 6/8 2/8 x 8/0
2/4 x 6/8 3/0 x 8/0
2/6 x 6/8
2/8 x 6/8
2/10 x 6/8
3/0 x 6/8



PR8711F 1-3/4"
Frit Glass,
Shaker Sticking

2/0 x 6/8 2/8 x 7/0
2/6 x 6/8 3/0 x 7/0
2/8 x 6/8
3/0 x 6/8



PR8711, RSP



PR8733F 1-3/8"

Frit Glass,
Shaker Sticking

2/6 x 6/8
2/8 x 6/8
3/0 x 6/8



PR8733F 1-3/8" (8/0)

Frit Glass,
Shaker Sticking

2/6 x 8/0
2/8 x 8/0
3/0 x 8/0



PR8735F 1-3/8"

Frit Glass,
Shaker Sticking

2/6 x 6/8
2/8 x 6/8
3/0 x 6/8



PR8735F 1-3/8" (8/0)

Frit Glass,
Shaker Sticking

2/6 x 8/0
2/8 x 8/0
3/0 x 8/0

Primed Louvers

Louver doors allow for air flow while providing privacy.

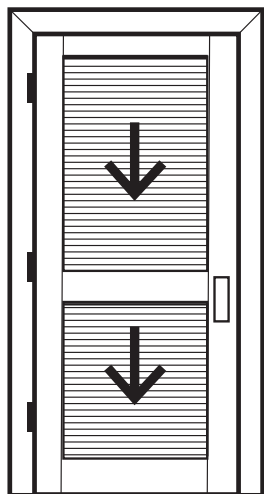


1-1/4" Louver Slats




2-1/2" Louver Slats


When ordering a louver door, it is important to specify which side is the blind side. View the door as if you are in the inside of the room and the door is opening toward you.



When the Blind Side is on the Hinge Side, the Louvers run down, meaning you cannot see into the next room.




When the Blind Side is on the Stop Side, the Louvers run up, meaning you can see into the next room.



For Louver Doors with a Contemporary style, featuring a unique slatted ventilation, please see page 25.


Bifolds are carton packed with track and hardware.



PR730 1-3/8"

Primed, 1-1/4" Slats


1/6 x 6/8	2/8 x 6/8	2/6 x 7/0	2/4 x 8/0
1/8 x 6/8	2/10 x 6/8	2/8 x 7/0	2/6 x 8/0
1/10 x 6/8	3/0 x 6/8	2/10 x 7/0	2/8 x 8/0
2/0 x 6/8		3/0 x 7/0	3/0 x 8/0
2/2 x 6/8	1/6 x 7/0		
2/4 x 6/8	2/0 x 7/0	1/6 x 8/0	
2/6 x 6/8	2/4 x 7/0	2/0 x 8/0	



PR730 1-3/4"

Primed, 1-1/4" Slats

1/6 x 6/8
2/0 x 6/8
2/4 x 6/8
2/6 x 6/8
2/8 x 6/8
2/10 x 6/8
3/0 x 6/8



PR730W 1-3/8"

Primed, 2-1/2" Slats

1/6 x 6/8
2/0 x 6/8
2/4 x 6/8
2/6 x 6/8
2/8 x 6/8
2/10 x 6/8
3/0 x 6/8



PRN730FJ 1-1/8" BIFOLD

Primed, 1-1/4" Slats

1-1/8" Modified Finger Joint

2/0 x 6/8	4/0 x 6/8
2/4 x 6/8	4/8 x 6/8
2/6 x 6/8	5/0 x 6/8
2/8 x 6/8	5/4 x 6/8
3/0 x 6/8	6/0 x 6/8



PR732 1-3/8"

Primed, 1-1/4" Slats

1/6 x 6/8	1/6 x 7/0
2/0 x 6/8	2/0 x 7/0
2/2 x 6/8	2/4 x 7/0
2/4 x 6/8	2/6 x 7/0
2/6 x 6/8	2/8 x 7/0
2/8 x 6/8	3/0 x 7/0
2/10 x 6/8	
3/0 x 6/8	



PR742 1-3/8"

Primed, 1-1/4" Slats

1/6 x 6/8
2/0 x 6/8
2/4 x 6/8
2/6 x 6/8
2/8 x 6/8
2/10 x 6/8
3/0 x 6/8



PR732W 1-3/8"

Primed, 2-1/2" Slats

1/6 x 6/8
2/0 x 6/8
2/4 x 6/8
2/6 x 6/8
2/8 x 6/8
2/10 x 6/8
3/0 x 6/8



PRN732FJ 1-1/8" BIFOLD

Primed, 1-1/4" Slats

1-1/8" Modified Finger Joint

2/0 x 6/8
2/6 x 6/8
3/0 x 6/8
4/0 x 6/8
5/0 x 6/8
6/0 x 6/8

Contemporary Doors

Our modern-style contemporary door styles are a premium flush door. While traditional flush doors have a thin veneer over a solid particle core, any groove cut into the door for a design appeal must be shallow. Our new contemporary flush doors feature a 1/4" thick veneer. The grooves are cut 1/8" deep resulting in sharper shadow lines and a greater definition.



PRF2315 1-3/8"
Flush MDF

1/6 x 6/8
2/0 x 6/8
2/4 x 6/8
2/6 x 6/8
2/8 x 6/8
3/0 x 6/8



PRF2315 1-3/4"
Flush MDF

1/6 x 6/8	1/6 x 7/0	1/6 x 8/0
2/0 x 6/8	2/0 x 7/0	2/0 x 8/0
2/4 x 6/8	2/4 x 7/0	2/4 x 8/0
2/6 x 6/8	2/6 x 7/0	2/6 x 8/0
2/8 x 6/8	2/8 x 7/0	2/8 x 8/0
2/10 x 6/8	2/10 x 7/0	2/10 x 8/0
3/0 x 6/8	3/0 x 7/0	3/0 x 8/0



PRF2310 1-3/8"
Flush MDF

1/6 x 6/8
2/0 x 6/8
2/4 x 6/8
2/6 x 6/8
2/8 x 6/8
3/0 x 6/8



PRF2310 1-3/4"
Flush MDF

1/6 x 6/8	1/6 x 7/0	1/6 x 8/0
2/0 x 6/8	2/0 x 7/0	2/0 x 8/0
2/4 x 6/8	2/4 x 7/0	2/4 x 8/0
2/6 x 6/8	2/6 x 7/0	2/6 x 8/0
2/8 x 6/8	2/8 x 7/0	2/8 x 8/0
2/10 x 6/8	2/10 x 7/0	2/10 x 8/0
3/0 x 6/8	3/0 x 7/0	3/0 x 8/0



PRF2302 1-3/8"
Flush MDF

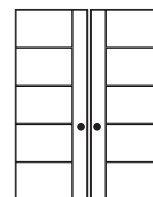
1/6 x 6/8
2/0 x 6/8
2/4 x 6/8
2/6 x 6/8
2/8 x 6/8
3/0 x 6/8



PRF2302 1-3/4"
Flush MDF

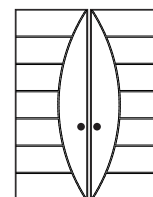
1/6 x 6/8	1/6 x 7/0	1/6 x 8/0
2/0 x 6/8	2/0 x 7/0	2/0 x 8/0
2/4 x 6/8	2/4 x 7/0	2/4 x 8/0
2/6 x 6/8	2/6 x 7/0	2/6 x 8/0
2/8 x 6/8	2/8 x 7/0	2/8 x 8/0
2/10 x 6/8	2/10 x 7/0	2/10 x 8/0
3/0 x 6/8	3/0 x 7/0	3/0 x 8/0

The contemporary doors have a unique lattice wood core that provides exceptional strength and improved stability. It has the feel of a real wood door without the weight that can lead to hinge issues. These doors can be prepped for the typical backset options or even a mortise pocket.

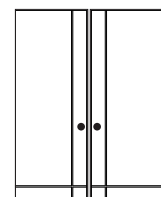


PRF2315


For a consistent design, the strike side will always be on the stile line side of the door.



PRF2310




PRF2302




PRF2355* 1-3/8"
Flush MDF

1/6 x 6/8
2/0 x 6/8
2/4 x 6/8
2/6 x 6/8
2/8 x 6/8
3/0 x 6/8



PRF2355* 1-3/4"
Flush MDF

1/6 x 6/8	1/6 x 7/0
2/0 x 6/8	2/0 x 7/0
2/4 x 6/8	2/4 x 7/0
2/6 x 6/8	2/6 x 7/0
2/8 x 6/8	2/8 x 7/0
2/10 x 6/8	2/10 x 7/0
3/0 x 6/8	3/0 x 8/0



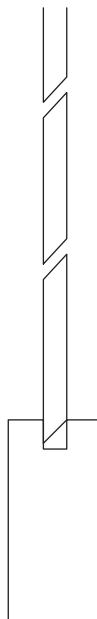
PRF2356* 1-3/4" (8/0)
Flush MDF

1/6 x 8/0
2/0 x 8/0
2/4 x 8/0
2/6 x 8/0
2/8 x 8/0
2/10 x 8/0
3/0 x 8/0

Our Contemporary Louver Door has shaker-style sticking and a unique slotted ventilation. Cut at an angle into the panel of the door, flat slotted louvers give the same ventilation possibilities but with a different aesthetic appearance. This contemporary door pairs well with other shaker-style flat panel doors.



Flat Slotted Louver Close-Up




Louver Detail with
Shaker Sticking



PR730F 1-3/8"
Flat Panel Louver
Shaker Sticking

1/6 x 6/8
2/0 x 6/8
2/4 x 6/8
2/6 x 6/8
2/8 x 6/8
3/0 x 6/8



PR730F 1-3/4"
Flat Panel Louver
Shaker Sticking

1/6 x 6/8	1/6 x 7/0
2/0 x 6/8	2/0 x 7/0
2/4 x 6/8	2/4 x 7/0
2/6 x 6/8	2/6 x 7/0
2/8 x 6/8	2/8 x 7/0
2/10 x 6/8	2/10 x 7/0
3/0 x 6/8	3/0 x 7/0

Interior Door Units

After choosing the perfect door, there are additional features that can be included for a complete door unit. These include adding transoms and sidelites for more light, choosing a frame that matches your door, and selecting hardware to match your home's interior.

INTERIOR TRANSOM




PRT001

Primed, Clear Glass
Ovolo Sticking

2/6, 2/8 & 3/0 for use with Single Door
4/0 x 1/0 for use with 2/0 Double Door
5/0 x 1/0 for use with 2/6 Double Door
6/0 x 1/0 for use with 3/0 Double Door

2/6 x 1/0 4/0 x 1/0
2/8 x 1/0 5/0 x 1/0
3/0 x 1/0 6/0 x 1/0



PRT003

Primed, Divided Lites, Clear Glass
Ovolo Sticking
For use with Single Door

2/6 x 1/0
2/8 x 1/0
3/0 x 1/0



PRT004

Primed, Divided Lites, Clear Glass
Ovolo Sticking
For use with 2/0 Double Door

4/0 x 1/0



PRT005

Primed, Divided Lites, Clear Glass
Ovolo Sticking

5/0 x 1/0 for use with 2/6 Double Door
5/4 x 1/0 for use with 2/8 Double Door
6/0 x 1/0 for use with 3/0 Double Door

5/0 x 1/0
5/4 x 1/0
6/0 x 1/0

INTERIOR SIDELITES



PR8705 1-3/8" (6/8)

Clear Glass, 1-1/4" Bar
Ovolo Sticking

1/0 x 6/8
1/2 x 6/8



PR8706 1-3/8" (8/0)

Clear Glass, 1-1/4" Bar
Ovolo Sticking

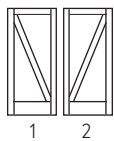
1/2 x 8/0

Barn Doors

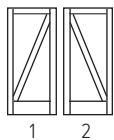


Barn doors can be hung in many different configurations according to your design preference. Please be sure to specify when ordering. Primed barn doors come with groove already machined in the bottom of the door to be used with barn door hardware.

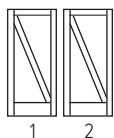
STANDARD



REVERSE



UNIFORM A



UNIFORM B

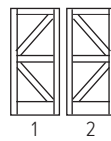


PR180 1-3/8"


Planked 9/16" Panel Z

2/6 x 6/8 3/0 x 7/0 3/0 x 8/0
2/8 x 6/8
3/0 x 6/8

STANDARD




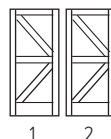
REVERSE



UNIFORM A



UNIFORM B



PR181 1-3/8"

Planked 9/16" Panel K

2/6 x 6/8 3/0 x 7/0 3/0 x 8/0
2/8 x 6/8
3/0 x 6/8

Barn Door Hardware



Straight Strap Standard Series, Black

Goldberg's line of interior, residential sliding barn door hardware kits make the most of the available living space, while adding a rustic, yet elegant look. All major components are manufactured from steel and come with a 1-year warranty.

HARDWARE OPTIONS



Roller Hanger



7" Pull Handle




6" Flush Pull




Privacy Latch


AVAILABLE FINISHES



Black



Silver



Architectural Bronze



Stainless Steel



4 Door Barnfold Set, Black

Because of the wall space required for the long track, sometimes there's no room to install a conventional barn door. Barnfold® Series folding barn door hardware combines the style of the popular J-strap hangers with the space-saving convenience of bifold doors.

INCLUDED HARDWARE



Barnfold J-Strap
Hanger



Hinge



4" Pull Handle

AVAILABLE FINISHES



Black

Primed Fire Doors

These doors are labeled with a 20 minute rating. The panels are layered with a fire rated material and the stiles are solid wood. Additional requirements may be necessary for door installation.

20 Minute Fire Rated 13/16" Flat Panel

OVOLO STICKING



PR8020FR 1-3/4"
20 Minute Flat Panel,
Ovolo Sticking

2/8 x 6/8 2/8 x 7/0 2/8 x 8/0
2/10 x 6/8 2/10 x 7/0 2/10 x 8/0
3/0 x 6/8 3/0 x 7/0 3/0 x 8/0



PR8082FR 1-3/4"
20 Minute Flat Panel,
Ovolo Sticking

2/8 x 6/8 2/8 x 7/0 2/8 x 8/0
2/10 x 6/8 2/10 x 7/0 2/10 x 8/0
3/0 x 6/8 3/0 x 7/0 3/0 x 8/0



PR8055FR 1-3/4"
20 Minute Flat Panel,
Ovolo Sticking

2/8 x 6/8
2/10 x 6/8
3/0 x 6/8



PR8055FR 1-3/4" (8/0)
20 Minute Flat Panel,
Ovolo Sticking

2/8 x 8/0
2/10 x 8/0
3/0 x 8/0

SHAKER STICKING



PR8720FR 1-3/4"
20 Minute Flat Panel,
Shaker Sticking

2/8 x 6/8 2/8 x 7/0 2/8 x 8/0
2/10 x 6/8 2/10 x 7/0 2/10 x 8/0
3/0 x 6/8 3/0 x 7/0 3/0 x 8/0




PR8782FR 1-3/4"
20 Minute Flat Panel,
Shaker Sticking

2/8 x 6/8 2/8 x 7/0 2/8 x 8/0
2/10 x 6/8 2/10 x 7/0 2/10 x 8/0
3/0 x 6/8 3/0 x 7/0 3/0 x 8/0



PR8760FR 1-3/4"
20 Minute Flat Panel,
Shaker Sticking


2/8 x 6/8 3/0 x 7/0
2/10 x 6/8
3/0 x 6/8



PR8760FR 1-3/4" (8/0)
20 Minute Flat Panel,
Shaker Sticking

2/8 x 8/0
2/10 x 8/0
3/0 x 8/0


SHAKER STICKING



PR8730FR 1-3/4"

20 Minute Flat Panel,
Shaker Sticking

2/8 x 6/8 3/0 x 7/0 3/0 x 8/0
3/0 x 6/8



PR8740FR 1-3/4"

20 Minute Flat Panel,
Shaker Sticking

2/8 x 6/8 3/0 x 7/0
3/0 x 6/8



PR8755FR 1-3/4"

20 Minute Flat Panel,
Shaker Sticking

2/8 x 6/8
2/10 x 6/8
3/0 x 6/8



PR8755FR 1-3/4" (8/0)

20 Minute Flat Panel,
Shaker Sticking

2/8 x 8/0
2/10 x 8/0
3/0 x 8/0

20 Minute Fire Rated 1-1/4" Raised Panel

OVOLO STICKING

DOORS HAVE WIDE (5-1/2") STILES




PR82RFR 1-3/4"

20 Minute Raised Panel,
Ovolo Sticking

2/8 x 6/8 2/8 x 7/0 2/8 x 8/0
2/10 x 6/8 2/10 x 7/0 2/10 x 8/0
3/0 x 6/8 3/0 x 7/0 3/0 x 8/0

DOORS HAVE WIDE (5-1/2") STILES



PR82AFR 1-3/4"

20 Minute Raised Panel,
Ovolo Sticking

2/8 x 6/8 2/8 x 7/0 2/8 x 8/0
2/10 x 6/8 2/10 x 7/0 2/10 x 8/0
3/0 x 6/8 3/0 x 7/0 3/0 x 8/0



PR66FR 1-3/4"

20 Minute Raised Panel,
Ovolo Sticking

2/8 x 6/8
2/10 x 6/8
3/0 x 6/8



PR55RFR 1-3/4"

20 Minute Raised Panel,
Ovolo Sticking

2/8 x 6/8 3/0 x 7/0
3/0 x 6/8



PR56RFR 1-3/4" (8/0)

20 Minute Raised Panel,
Ovolo Sticking

3/0 x 8/0

Flat Frames



Flat

Flat frames come in a variety of species including solid and veneered wood. They include the need for a stop. This option may not be available in all markets so please confirm availability prior to ordering.



PRIMED



CLEAR PINE



PINE VENEERED



KNOTTY ALDER VENEERED



FIR VENEERED



MAPLE VENEERED



SOLID POPLAR



PRIMED SOLID POPLAR



SOLID OAK




OAK VENEERED

Stops

Known as a “stop”, these small pieces of wood attach to a flat frame to give the door a place to stop. Optional PortaSeal weatherstrip stops are available for use to prevent drafts.



PRIMED WM-888



PRIMED WM-876



PRIMED WM-888H



PRIMED WM-936



PRIMED WM-948



PORTASEAL WEATHERSTRIP

Rabbeted Frames



Single Rabbeted

Single rabbeted frames mimic the appearance of exterior frames for interior use. This option may not be available in all markets so please confirm availability prior to ordering.



PRIMED



CLEAR PINE



PRIMED SOLID POPLAR



Double Rabbeted

Double rabbeted frames work well with either a 1-3/8" or 1-3/4" thick door. This option may not be available in all markets so please confirm availability prior to ordering.



PRIMED



CLEAR PINE



PRIMED SOLID POPLAR

Split Frames



Split

Split frames are two pieces of wood together which work well for odd wall sizes. This option may not be available in all markets so please confirm availability prior to ordering.

Because of their construction, a split frame is able to work for a range of wall sizes. For example, Reeb® stocks a split frame that has a size range of 4-1/2" to 5-1/4" thick.

Also with split frames is the availability to use interior casing. When installing a split frame with casing, the two pieces must be taken apart. This allows Reeb to ship the unit with the casing pre-attached and ready for a complete install. This option may not be available in all markets so please confirm availability prior to ordering.



PRIMED



CLEAR PINE

Sills



OAK SADDLE SILL

Oak saddle sills provide an aesthetic solution to residential threshold applications. If the unit does not include weatherstrip, a standard width saddle sill works well.



OAK SADDLE SILL WITH WEATHERSTRIP

For flat frames with PortaSeal or single rabbeted frames with weatherstrip, a wider saddle sill works best. It allows the bottom of the frame to sit flush on top of the sill. Three sided units do not need a sweep, but a four-sided unit will use a sweep for the best seal.

Hinges

BALL BEARING HINGES

Ball bearing hinges have a steel ball bearing, or buffer, in between the knuckles. Heavier doors put more stress on the hinges so having the ball bearings reduce friction, are better performing and longer lasting.



Ball Bearing Square



Ball Bearing Radius

NON BALL BEARING HINGES

Standard, or plain bearing, have no buffer between each knuckle of the barrel. This tends to wear the hinge down over time as the sections grind against one another and are better suited for lightweight doors.



Non Ball Bearing Square



Non Ball Bearing Radius

HINGE SIZES

Most interior doors are 1-3/8" thick and use 3.5" x 3.5" hinges. On an 1-3/4" door in an interior application Reeb® will automatically utilize a 4" hinge.



3.5" x 3.5"



4" x 4"

Baldwin believes that quality should never be a compromise. From using the finest materials to crafting hardware by hand, they are committed to creating high-quality hardware that not only looks beautiful and flawless but also endures the rigors of time.



3.5" X 3.5" SQUARE
Non Ball Bearing - Shown in US3LF



3.5" X 3.5" RADIUS
Non Ball Bearing - Shown in US3LF




4" X 4" SQUARE
Ball Bearing - Shown in US15



4" X 4" RADIUS / US3
Non Ball Bearing - Shown in US3LF

AVAILABLE FINISHES	3.5" X 3.5" SQUARE		3.5" X 3.5" RADIUS		4" X 4" SQUARE		4" X 4" RADIUS	
	BALL BEARING	NON BALL BEARING	BALL BEARING	NON BALL BEARING	BALL BEARING	NON BALL BEARING	BALL BEARING	NON BALL BEARING
US3LF		X		X		X		X
US10B		X		X		X		
US15		X		X		X		
VB		X				X		


AVAILABLE FINISHES




US3LF
LIFETIME BRASS



US10B
OIL RUBBED BRONZE



US15
SATIN NICKEL



VB
VENETIAN BRONZE

Hinges

Emtek®

Emtek is dedicated to bring personal style to life. Door hardware is more than a way to open, close, and secure a space. It is an integral part of a room's design theme and an extension of personal style.



3.5" X 3.5" SQUARE
Ball Bearing - Shown in US26



3.5" X 3.5" SQUARE
Ball Bearing - Shown in US26



3.5" X 3.5" RADIUS
Non Ball Bearing - Shown in US7




4" X 4" SQUARE
Ball Bearing - Shown in US15




3.5" X 3.5" RADIUS
Non Ball Bearing - Shown in US7

AVAILABLE FINISHES	3.5" X 3.5" SQUARE SOLID BRASS		3.5" X 3.5" SQUARE STEEL		3.5" X 3.5" RADIUS STEEL		4" X 4" SQUARE SOLID BRASS		3.5" X 3.5" RADIUS SOLID BRASS	
	BALL BEARING	NON BALL BEARING	BALL BEARING	NON BALL BEARING	BALL BEARING	NON BALL BEARING	BALL BEARING	NON BALL BEARING	BALL BEARING	NON BALL BEARING
US1D		X		X	X		X	X		
US3		X		X	X		X	X		X
US4		X					X	X		
US7		X		X	X		X	X		X
US10B		X		X	X		X	X		X
US15		X		X	X		X	X		X
US14		X		X	X		X	X		
US26		X		X			X	X		


AVAILABLE FINISHES




USP
PRIMED WHITE




US1D
FLAT BLACK




US3
BRIGHT BRASS




US4
SATIN BRASS



US4B
BRIGHT SATIN
BRASS



US5
ANTIQUE BRASS



US7
FRENCH
ANTIQUE

Reeb® Specialty Products

RSP offers a large selection of hinges in a variety of finishes carrying on a tradition of innovative design, superior quality and service excellence.



3.5" X 3.5" SQUARE
Ball Bearing - Shown in US4



3.5" X 3.5" RADIUS
Non Ball Bearing - Shown in USP




4" X 4" SQUARE
Non Ball Bearing - Shown in US10B




4" X 4" RADIUS
Ball Bearing - Shown in US15


AVAILABLE FINISHES	3.5" X 3.5" SQUARE		3.5" X 3.5" RADIUS		4" X 4" SQUARE		4" X 4" RADIUS	
	BALL BEARING	NON BALL BEARING	BALL BEARING	NON BALL BEARING	BALL BEARING	NON BALL BEARING	BALL BEARING	NON BALL BEARING
USP				X				X
US1D		X	X	X		X	X	X
US3	X	X	X	X	X	X	X	X
US4	X	X		X	X	X		X
US4B	X		X	X	X		X	X
US5	X	X	X	X	X	X	X	X
US7								
US10B	X	X	X	X	X	X	X	X
US15	X	X	X	X	X	X	X	X
US15A				X				X
US26	X	X	X	X	X	X	X	X
US26D	X	X	X	X	X	X	X	X
US32D				X			X	X




US10B
OIL RUBBED
BRONZE




US14
POLISHED
NICKEL




US15
SATIN NICKEL




US15A
ANTIQUE NICKEL




US26
BRIGHT CHROME



US26D
SATIN CHROME



US32D
STAINLESS STEEL



VB
VENETIAN BRONZE

Locks

Schlage® door knobs fit and accentuate decor from a classic look to bold contemporary designs.

For available functions, reference the Reeb® In-Stock Price Catalog.

The **Standard Residential Series** provides tough, reliable performance in a variety of styles and finishes.

The **Builders Series** provides an economical lock that delivers on style.

STANDARD RESIDENTIAL SERIES



Accent

Shown in Bright Chrome

Available in: US3, US5, US1D,
US15, US15A, US26, Aged Bronze



Flair

Shown in US5

Available in: US3, US5,
US15, Aged Bronze



Jazz

Shown in US15

Available in: US15

BUILDER'S SERIES



LaSalle

Shown in US3

Available in: US3, US15



Dover

Shown in US32D

Available in: US32D



Torino

Shown in US3

Available in: US3, US15




Marin


Shown in US32D

Available in: US32D


AVAILABLE FINISHES




US1D
FLAT BLACK




US3
BRIGHT BRASS



US5
ANTIQUE BRASS



US10B
OIL RUBBED
BRONZE



US15
SATIN NICKEL



Plymouth

Shown in US26D

Available in: US3, US1D, US15, US26, US26D, Aged Bronze



Georgian

Shown in US5

Available in: US3, US5, US1D, US15, US15A, US26, Aged Bronze



Andover

Shown in US26

Available in: US3, US5, US10B, US15, US15A, US26, US26D

BUILDER'S SERIES



Byron

Shown in US3

Available in: US3, US32D



Corona


Shown in US15

Available in: US3, US15


The **Standard Residential Series** features a limited lifetime mechanical warranty, has a limited lifetime finish warranty, fits universal backsets, and all levers are non-handed.




The **Builders Series** features a limited lifetime mechanical warranty, a 5-year finish warranty, and fits universal backsets.




US15A
ANTIQUE NICKEL




US26
BRIGHT CHROME



US26D
SATIN CHROME



US32D
STAINLESS STEEL



716
AGED BRONZE

Catches

Catches are an alternative way to close a door and are often used in a closet application. Ball catches and Roller catches are recessed in the top of the door while a Surface Magnetic Catch is installed on the face of the door. A strike is installed on the head frame and the two keep the door closed without the need of a latch. The Concealed Magnetic Catch is recessed into the top of the door and the head frame which conceals the catch.

Precision™

Concealed Magnetic Catch




Reeb® Specialty Products Ball Catch

Strike Plate available in:
US1D, US3, US5, US10B, US15,
US26, US26D



Ives® Surface Magnetic Catch

Magnetic Catch available in:
US3, US92




Ives® Roller Catch

Roller Catch Face and Strike
available in: US3, US10B, US15, US26


AVAILABLE FINISHES




US1D
FLAT BLACK




US3
BRIGHT BRASS




US5
ANTIQUE BRASS



US10B
OIL RUBBED
BRONZE




US15
SATIN NICKEL



US26
BRIGHT CHROME



US26D
SATIN CHROME



US92
ALUMINUM

Stile & Rail Dimensions

DOOR STYLE	PAGE	DOOR HEIGHT	3'0" STILE	TOP RAIL	LOCK RAIL	BOTTOM RAIL	PANEL	VENDOR
PR1501WL	19	6/8	4-9/16"	4-9/16"	N/A	9-3/32"	N/A	RSP
PR1501WL	19	8/0	4-9/16"	4-9/16"	N/A	9-3/32"	N/A	RSP
PR180	27	6/8	4-3/8"	4-5/16"	4-5/16"	9-3/16"	9/16"	RSP
PR180	27	7/0	4-3/8"	4-5/16"	4-5/16"	9-3/16"	9/16"	RSP
PR180	27	8/0	4-3/8"	4-5/16"	4-5/16"	9-3/16"	9/16"	RSP
PR181	27	6/8	4-3/8"	4-5/16"	4-5/16"	9-3/16"	9/16"	RSP
PR181	27	7/0	4-3/8"	4-5/16"	4-5/16"	9-3/16"	9/16"	RSP
PR181	27	8/0	4-3/8"	4-5/16"	4-5/16"	9-3/16"	9/16"	RSP
PR44	7	6/8	4-5/8"	4-9/16"	7-1/2"	9-3/16"	9/16"	RSP
PR55R	7	6/8	4-5/8"	4-9/16"	N/A	9-3/16"	9/16"	RSP
PR55RFR	31	6/8	5-3/4"	4-9/16"	N/A	9-3/16"	1-1/4"	RSP
PR55RFR	31	7/0	5-3/4"	4-9/16"	N/A	9-3/16"	1-1/4"	RSP
PR56R	7	8/0	4-5/8"	4-9/16"	N/A	9-3/16"	9/16"	RSP
PR56RFR	31	8/0	5-3/4"	4-9/16"	N/A	9-3/16"	1-1/4"	RSP
PR66	7	6/8	4-5/8"	4-9/16"	7-1/2"	9-3/16"	9/16"	RSP
PR66 1-3/4"	7	6/8	5-3/4"	4-9/16"	7-1/2"	9-3/16"	9/16"	RSP
PR66FR 1-3/4"	31	6/8	5-3/4"	4-9/16"	7-1/2"	9-3/16"	1-1/4"	RSP
PR730	23	6/8	4-1/4"	4-1/4"	5-1/4"	7"	N/A	RSP
PR730	23	7/0	4-1/4"	4-1/4"	5-1/4"	7"	N/A	RSP
PR730 1-3/4"	23	6/8	4-1/4"	4-1/4"	5-3/16"	7"	N/A	RSP
PR730F	25	6/8	4-3/8"	4-5/16"	7-3/8"	9-3/16"	3/8"	RSP
PR730F 1-3/4"	25	6/8	4-3/8"	4-5/16"	7-3/8"	9-3/16"	3/8"	RSP
PR730F 1-3/4"	25	7/0	4-3/8"	4-5/16"	7-3/8"	9-3/16"	3/8"	RSP
PR730W	23	6/8	4-1/4"	4-1/4"	5-1/2"	7"	N/A	RSP
PR732	23	6/8	4-1/4"	4-1/4"	5-1/4"	7"	9/16"	RSP
PR732	23	7/0	4-1/4"	4-1/4"	5-1/4"	7"	9/16"	RSP
PR732W	23	6/8	4-1/4"	4-1/4"	5-1/4"	7"	9/16"	RSP
PR742	23	6/8	4-1/4"	4-1/16"	5-3/16"	7"	9/16"	RSP
PR8001	19	6/8	4-5/8"	4-9/16"	N/A	9-3/16"	N/A	RSP
PR8001	19	8/0	4-5/8"	4-9/16"	N/A	9-3/16"	N/A	RSP
PR8001F	19	6/8	4-5/8"	4-9/16"	N/A	9-3/16"	N/A	RSP
PR8001F	19	8/0	4-5/8"	4-9/16"	N/A	9-3/16"	N/A	RSP
PR8010	14	6/8	4-5/8"	4-9/16"	N/A	9-3/16"	N/A	RSP
PR8010 1-3/4"	14	6/8	4-5/8"	4-9/16"	N/A	9-3/16"	N/A	RSP
PR8010F	16	6/8	4-5/8"	4-9/16"	N/A	9-3/16"	N/A	RSP
PR8012	15	8/0	4-5/8"	4-9/16"	N/A	9-3/16"	N/A	RSP
PR8012 1-3/4"	15	6/8	4-5/8"	4-9/16"	N/A	9-3/16"	N/A	RSP
PR8012F	15	8/0	4-5/8"	4-9/16"	N/A	9-3/16"	N/A	RSP
PR8015	14	6/8	4-5/8"	4-9/16"	N/A	9-3/16"	N/A	RSP
PR8015 1-3/4"	14	6/8	4-5/8"	4-9/16"	N/A	9-3/16"	N/A	RSP
PR8015F	16	6/8	4-5/8"	4-9/16"	N/A	9-3/16"	N/A	RSP
PR8018	15	8/0	4-5/8"	4-9/16"	N/A	9-3/16"	N/A	RSP
PR8018 1-3/4"	15	8/0	4-5/8"	4-9/16"	N/A	9-3/16"	N/A	RSP
PR8018F	16	8/0	4-5/8"	4-9/16"	N/A	9-3/16"	N/A	RSP

Stile & Rail Dimensions

DOOR STYLE	PAGE	DOOR HEIGHT	3'0" STILE	TOP RAIL	LOCK RAIL	BOTTOM RAIL	PANEL	VENDOR
PR8020	9	6/8	4-5/8"	4-9/16"	N/A	9-3/16"	3/8"	RSP
PR8020	9	8/0	4-5/8"	4-9/16"	N/A	9-3/16"	3/8"	RSP
PR8020 1-3/4"	12	6/8	4-5/8"	4-9/16"	N/A	9-3/16"	5/8"	RSP
PR8020 1-3/4"	12	7/0	4-5/8"	4-9/16"	N/A	9-3/16"	5/8"	RSP
PR8020 1-3/4"	12	8/0	4-5/8"	4-9/16"	N/A	9-3/16"	5/8"	RSP
PR8020FR 1-3/4"	30	6/8	4-5/8"	4-9/16"	N/A	9-3/16"	13/16"	RSP
PR8020FR 1-3/4"	30	7/0	4-5/8"	4-9/16"	N/A	9-3/16"	13/16"	RSP
PR8020FR 1-3/4"	30	8/0	4-5/8"	4-9/16"	N/A	9-3/16"	13/16"	RSP
PR8040	9	6/8	4-5/8"	4-9/16"	N/A	9-3/16"	3/8"	RSP
PR8040	9	7/0	4-3/8"	4-9/16"	N/A	9"	3/8"	RSP
PR8044	9	6/8	4-5/8"	4-9/16"	7-1/2"	9-3/16"	3/8"	RSP
PR8055	9	6/8	4-5/8"	4-9/16"	N/A	9-3/16"	3/8"	RSP
PR8055	9	8/0	4-5/8"	4-9/16"	N/A	9-3/16"	3/8"	RSP
PR8055FR 1-3/4"	30	6/8	4-5/8"	4-9/16"	N/A	9-3/16"	13/16"	RSP
PR8055FR 1-3/4"	30	8/0	4-5/8"	4-9/16"	N/A	9-3/16"	13/16"	RSP
PR8082	9	6/8	4-5/8"	4-9/16"	7-5/8"	9-3/16"	3/8"	RSP
PR8082	9	8/0	4-5/8"	4-9/16"	7-5/8"	9-3/16"	3/8"	RSP
PR8082 1-3/4"	12	6/8	4-5/8"	4-9/16"	7-5/8"	9-3/16"	5/8"	RSP
PR8082 1-3/4"	12	7/0	4-5/8"	4-9/16"	7-5/8"	9-3/16"	5/8"	RSP
PR8082 1-3/4"	12	8/0	4-5/8"	4-9/16"	7-5/8"	9-3/16"	5/8"	RSP
PR8082FR 1-3/4"	30	6/8	4-5/8"	4-9/16"	7-5/8"	9-3/16"	13/16"	RSP
PR8082FR 1-3/4"	30	7/0	4-5/8"	4-9/16"	7-5/8"	9-3/16"	13/16"	RSP
PR8082FR 1-3/4"	30	8/0	4-5/8"	4-9/16"	7-5/8"	9-3/16"	13/16"	RSP
PR82A	7	6/8	4-5/8"	6-1/2"	7-1/2"	9-3/16"	9/16"	RSP
PR82A	7	7/0	4-5/8"	6-1/2"	7-1/2"	9-3/16"	9/16"	RSP
PR82A	7	8/0	4-5/8"	6-1/2"	7-1/2"	9-3/16"	9/16"	RSP
PR82A 1-3/4"	7	6/8	5-3/4"	6-1/2"	7-1/2"	9-3/16"	9/16"	RSP
PR82A 1-3/4"	7	7/0	5-3/4"	8-1/2"	7-1/2"	11-3/16"	9/16"	RSP
PR82A 1-3/4"	7	8/0	5-3/4"	6-1/2"	7-1/2"	9-3/16"	9/16"	RSP
PR82AFR 1-3/4"	31	6/8	5-3/4"	6-1/2"	7-1/2"	9-3/16"	1-1/4"	RSP
PR82AFR 1-3/4"	31	7/0	5-3/4"	6-1/2"	7-1/2"	9-3/16"	1-1/4"	RSP
PR82AFR 1-3/4"	31	8/0	5-3/4"	6-1/2"	7-1/2"	9-3/16"	1-1/4"	RSP
PR82R	6	6/8	4-5/8"	4-9/16"	7-1/2"	9-3/16"	9/16"	RSP
PR82R	6	7/0	4-5/8"	4-9/16"	7-1/2"	9-3/16"	9/16"	RSP
PR82R	6	8/0	4-5/8"	4-9/16"	7-1/2"	9-3/16"	9/16"	RSP
PR82R 1-3/4"	6	6/8	5-3/4"	4-9/16"	7-1/2"	9-3/16"	9/16"	RSP
PR82R 1-3/4"	6	7/0	5-3/4"	6-9/16"	7-1/2"	11-3/16"	9/16"	RSP
PR82R 1-3/4"	6	8/0	5-3/4"	4-9/16"	7-1/2"	9-3/16"	9/16"	RSP
PR82RFR 1-3/4"	31	6/8	5-3/4"	4-9/16"	7-1/2"	9-3/16"	1-1/4"	RSP
PR82RFR 1-3/4"	31	7/0	5-3/4"	4-9/16"	7-1/2"	9-3/16"	1-1/4"	RSP
PR82RFR 1-3/4"	31	8/0	5-3/4"	4-9/16"	7-1/2"	9-3/16"	1-1/4"	RSP
PR8423	17	6/8	4-7/16"	4-5/16"	N/A	9-3/16"	N/A	SIMPSON
PR8490	17	6/8	4-7/16"	4-5/16"	N/A	9-3/16"	N/A	SIMPSON
PR8705	26	6/8	2-7/16"	4-5/16"	N/A	9-3/16"	N/A	RSP

Stile & Rail Dimensions

DOOR STYLE	PAGE	DOOR HEIGHT	3'0" STILE	TOP RAIL	LOCK RAIL	BOTTOM RAIL	PANEL	VENDOR
PR8706	26	8/0	2-7/16"	4-5/16"	N/A	9-3/16"	N/A	RSP
PR8711	20	6/8	4-3/8"	4-5/16"	N/A	9-3/16"	N/A	RSP
PR8711 1-3/4"	20	6/8	4-3/8"	4-5/16"	N/A	9-3/16"	N/A	RSP
PR8711 1-3/4"	20	7/0	4-3/8"	4-5/16"	N/A	9-3/16"	N/A	RSP
PR8711F	20	6/8	4-3/8"	4-5/16"	N/A	9-3/16"	N/A	RSP
PR8711F 1-3/4"	20	6/8	4-3/8"	4-5/16"	N/A	9-3/16"	N/A	RSP
PR8711F 1-3/4"	20	7/0	4-3/8"	4-5/16"	N/A	9-3/16"	N/A	RSP
PR8720	10	6/8	4-3/8"	4-5/16"	N/A	9-3/16"	3/8"	RSP
PR8720	10	7/0	4-3/8"	6-1/8"	N/A	10-11/16"	3/8"	RSP
PR8720	10	8/0	4-3/8"	4-5/16"	N/A	9-3/16"	3/8"	RSP
PR8720 1-3/4"	13	6/8	4-3/8"	4-5/16"	N/A	9-3/16"	5/8"	RSP
PR8720 1-3/4"	13	7/0	4-3/8"	4-5/16"	N/A	9-3/16"	5/8"	RSP
PR8720 1-3/4"	13	8/0	4-3/8"	4-5/16"	N/A	9-3/16"	5/8"	RSP
PR8720FR 1-3/4"	30	6/8	4-3/8"	4-5/16"	N/A	9-3/16"	13/16"	RSP
PR8720FR 1-3/4"	30	7/0	4-3/8"	4-5/16"	N/A	9-3/16"	13/16"	RSP
PR8720FR 1-3/4"	30	8/0	4-3/8"	4-5/16"	N/A	9-3/16"	13/16"	RSP
PR8730	11	6/8	4-3/8"	4-5/16"	N/A	9-3/16"	3/8"	RSP
PR8730	11	7/0	4-3/8"	4-5/16"	N/A	9-3/16"	3/8"	RSP
PR8730	11	8/0	4-3/8"	4-5/16"	N/A	9-3/16"	3/8"	RSP
PR8730FR	31	6/8	4-3/8"	4-5/16"	N/A	9-3/16"	13/16"	RSP
PR8730FR	31	7/0	4-3/8"	4-5/16"	N/A	9-3/16"	13/16"	RSP
PR8730FR	31	8/0	4-3/8"	4-5/16"	N/A	9-3/16"	13/16"	RSP
PR8733F	21	6/8	4-3/8"	4-5/16"	N/A	9-3/16"	N/A	RSP
PR8733F	21	8/0	4-3/8"	4-5/16"	N/A	9-3/16"	N/A	RSP
PR8735F	21	6/8	4-3/8"	4-5/16"	N/A	9-3/16"	N/A	RSP
PR8735F	21	8/0	4-3/8"	4-5/16"	N/A	9-3/16"	N/A	RSP
PR8740	11	6/8	4-3/8"	4-5/16"	N/A	9-3/16"	3/8"	RSP
PR8740	11	7/0	4-3/8"	4-5/16"	N/A	9-3/16"	3/8"	RSP
PR8740FR	31	6/8	4-3/8"	4-5/16"	N/A	9-3/16"	13/16"	RSP
PR8740FR	31	7/0	4-3/8"	4-5/16"	N/A	9-3/16"	13/16"	RSP
PR8740FR	31	8/0	4-3/8"	4-5/16"	N/A	9-3/16"	13/16"	RSP
PR8744	11	6/8	4-3/8"	4-5/16"	7-7/16"	9-3/16"	3/8"	RSP
PR8755	11	6/8	4-3/8"	4-5/16"	N/A	9-3/16"	3/8"	RSP
PR8755	11	7/0	4-3/8"	4-5/16"	N/A	9-3/16"	3/8"	RSP
PR8755	11	8/0	4-3/8"	4-5/16"	N/A	9-3/16"	3/8"	RSP
PR8755FR 1-3/4"	31	6/8	4-3/8"	4-5/16"	N/A	9-3/16"	13/16"	RSP
PR8755FR 1-3/4"	31	8/0	4-3/8"	4-5/16"	N/A	9-3/16"	13/16"	RSP
PR8760	10	6/8	4-3/8"	4-5/16"	N/A	9-3/16"	3/8"	RSP
PR8760	10	7/0	4-3/8"	4-5/16"	N/A	9-3/16"	3/8"	RSP
PR8760	10	8/0	4-3/8"	4-5/16"	N/A	9-3/16"	3/8"	RSP
PR8760FR 1-3/4"	30	6/8	4-3/8"	4-5/16"	N/A	9-3/16"	13/16"	RSP
PR8760FR 1-3/4"	30	7/0	4-3/8"	4-5/16"	N/A	9-3/16"	13/16"	RSP
PR8760FR 1-3/4"	30	8/0	4-3/8"	4-5/16"	N/A	9-3/16"	13/16"	RSP
PR8762	11	6/8	4-3/8"	4-5/16"	N/A	9-3/16"	3/8"	RSP

Stile & Rail Dimensions

DOOR STYLE	PAGE	DOOR HEIGHT	3'0" STILE	TOP RAIL	LOCK RAIL	BOTTOM RAIL	PANEL	VENDOR
PR8762	11	8/0	4-3/8"	4-5/16"	N/A	9-3/16"	3/8"	RSP
PR8782	10	6/8	4-3/8"	4-5/16"	7-7/16"	9-3/16"	3/8"	RSP
PR8782	10	7/0	4-3/8"	6-1/8"	7-7/16"	10-11/16"	3/8"	RSP
PR8782	10	8/0	4-3/8"	4-5/16"	7-7/16"	9-3/16"	3/8"	RSP
PR8782 1-3/4"	12	6/8	4-3/8"	4-5/16"	7-7/16"	9-3/16"	5/8"	RSP
PR8782 1-3/4"	12	7/0	4-3/8"	4-5/16"	7-7/16"	9-3/16"	5/8"	RSP
PR8782 1-3/4"	12	8/0	4-3/8"	4-5/16"	7-7/16"	9-3/16"	5/8"	RSP
PR8782FR 1-3/4"	30	6/8	4-3/8"	4-5/16"	7-7/16"	9-3/16"	13/16"	RSP
PR8782FR 1-3/4"	30	7/0	4-3/8"	4-5/16"	7-7/16"	9-3/16"	13/16"	RSP
PR8782FR 1-3/4"	30	8/0	4-3/8"	4-5/16"	7-7/16"	9-3/16"	13/16"	RSP
PRF2302	24	6/8	N/A	N/A	N/A	N/A	N/A	RSP
PRF2302 1-3/4"	24	6/8	N/A	N/A	N/A	N/A	N/A	RSP
PRF2302 1-3/4"	24	7/0	N/A	N/A	N/A	N/A	N/A	RSP
PRF2302 1-3/4"	24	8/0	N/A	N/A	N/A	N/A	N/A	RSP
PRF2310	24	6/8	N/A	N/A	N/A	N/A	N/A	RSP
PRF2310 1-3/4"	24	6/8	N/A	N/A	N/A	N/A	N/A	RSP
PRF2310 1-3/4"	24	7/0	N/A	N/A	N/A	N/A	N/A	RSP
PRF2310 1-3/4"	24	8/0	N/A	N/A	N/A	N/A	N/A	RSP
PRF2315	24	6/8	N/A	N/A	N/A	N/A	N/A	RSP
PRF2315 1-3/4"	24	6/8	N/A	N/A	N/A	N/A	N/A	RSP
PRF2315 1-3/4"	24	7/0	N/A	N/A	N/A	N/A	N/A	RSP
PRF2315 1-3/4"	24	8/0	N/A	N/A	N/A	N/A	N/A	RSP
PRF2355	25	6/8	N/A	N/A	N/A	N/A	N/A	RSP
PRF2355 1-3/4"	25	6/8	N/A	N/A	N/A	N/A	N/A	RSP
PRF2355 1-3/4"	25	7/0	N/A	N/A	N/A	N/A	N/A	RSP
PRF2356	25	8/0	N/A	N/A	N/A	N/A	N/A	RSP
PRN730FJ BIFOLD	23	6/8	1-1/4"	3-3/16"	3-5/16"	3"	N/A	RSP
PRN732FJ BIFOLD	23	6/8	1-1/4"	3-3/16"	3-5/16"	3"	N/A	RSP
PRT001 TRANSOM	26	1/0	4-1/2"	2-13/16"	N/A	2-13/16"	N/A	RSP
PRT003 TRANSOM	26	1/0	4-1/2"	2-13/16"	N/A	2-13/16"	N/A	RSP
PRT004 TRANSOM	26	1/0	4-1/2"	2-13/16"	N/A	2-13/16"	N/A	RSP
PRT005 TRANSOM	26	1/0	4-1/2"	2-13/16"	N/A	2-13/16"	N/A	RSP

Same Construction, with the Beauty of Real Wood

While a painted door is beautiful, staining a door brings a layer of beauty and sophistication. Check out our in-stock Interior Stile and Rail Catalog to view the available species and designs to help your house feel like a home.





Visit the Reeb® Learning Center for education on choosing the proper door unit, new products, and what product options are available.

Visit the Reeb Learning Center at learn.reeb.com



Online Primed Interior Stile & Rail Catalog


For an interactive format of this catalog, please visit reeb.com/catalogs



Reeb® Warranty Information


View product warranties visit reeb.com/warranties

 **Bethlehem, PA**
1000 Maloney Cir.
Bethlehem, PA 18015
(800) 862-8622 voice
(800) 772-7332 fax

 **Barclay, MD**
1315 Goldsboro Rd.
Barclay, MD 21607
(800) 825-8331 voice
(800) 331-9387 fax

 **Mocksville, NC**
346 Bethel Church Rd.
Mocksville, NC 27028
(800) 642-0886 voice
(800) 618-0620 fax

 **Providence, RI**
19 Business Park Dr.
Smithfield, RI 02917
(800) 343-5703 voice
(800) 388-5979 fax

 **Syracuse, NY**
7475 Henry Clay Blvd.
Liverpool, NY 13088
(800) 422-5224 voice
(800) 531-7332 fax



PART# REEBPSR23

VERSION 1.0.0

For more information, visit **reeb.com**.

COPYRIGHT © 2022 REEB® MILLWORK ALL RIGHTS RESERVED.