

# INTERIOR DOORS

REEB® IN-STOCK INTERIOR PRIMED STILE & RAIL DOORS



# Interior Primed Stile & Rail Doors

Primed stile and rail doors are an ideal choice for homeowners seeking to add a clean look to their Modern, Traditional or Craftsman style homes. They feature architecturally correct layouts, crisp shadow lines and highly defined panels providing a superior level of detail.

Recent developments within the millwork industry continue to strengthen the case for primed stile and rail doors, making them an excellent choice for discerning homeowners seeking increased strength, better durability and greater life expectancy at a similar price point to their molded door counterparts.



## Table of Contents

Construction & Benefits .....	3	Interior Door Units, Transoms, Sidelites.....	23
9/16" Single Hip Raised Panel .....	4	Primed Barn Doors .....	24
3/8" MDF Flat Panel, Ovolo Sticking .....	6	Barn Door Hardware .....	25
3/8" MDF Flat Panel, Shaker Sticking .....	8	Positive Pressure Fire Rated Doors .....	26
5/8" MDF Flat Panel.....	11	Jambs.....	28
1-1/4" Bar, Clear Glass.....	12	Hinges.....	32
1-1/4" Bar, Frit Glass .....	14	Locks .....	36
Decorative Glass .....	15	Catches .....	38
French, Clear Glass .....	16	EzyJamb®.....	39
French, Frit Glass.....	16	Stile & Rail Dimensions.....	40
French, White Laminate Glass .....	16	Finishing & Warranty .....	43
1-1/4" Louver Slats.....	18	Educational Tools .....	43
2-1/2" Louver Slats .....	18		
Contemporary Doors, Flush MDF .....	20		
Contemporary Doors, Flat Panel Louver .....	22		



# Construction & Benefits

## Stiles, Rails & Veneer

The stiles and rails have a solid wood engineered core for added strength, stability, and reduced sound transmission.

An MDF veneer is permanently bonded to the core resisting dents, dings, and gouges. The veneer when compared to other imitation products makes for a superior and smooth painting surface.



## Dowel Pins & Panels

The stiles and rails are joined by dowel pins. In between the stiles and rails, there can be a flat or raised panel made of MDF for a smooth painted finish or there can be a glass element to allow natural light into the next room.



## Sharp Details & Architecturally Correct

Primed stile and rail doors join components together to create sharp shadow lines with a 90 degree Shaker sticking.

Each door is made with perfectly proportioned stiles, rails and panels that are created individually to ensure that every door is architecturally correct.

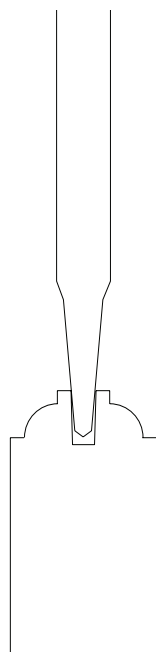


# Primed

9/16" SINGLE HIP RAISED PANEL



9/16" Raised Panel, Ovolo Sticking



Panel Profile



## 9/16" SINGLE HIP RAISED PANEL



### PR82R 1-3/8"

9/16" Raised Panel,  
Ovolo Sticking

1/0 x 6/8	2/4 x 6/8	1/6 x 8/0
1/2 x 6/8	2/6 x 6/8	2/0 x 8/0
1/3 x 6/8	2/8 x 6/8	2/4 x 8/0
1/4 x 6/8	2/10 x 6/8	2/6 x 8/0
1/6 x 6/8	3/0 x 6/8	2/8 x 8/0
1/8 x 6/8		2/10 x 8/0
1/10 x 6/8		3/0 x 8/0
2/0 x 6/8		
2/2 x 6/8		

SIZES 2/4 AND UP HAVE WIDE (5-1/2") STILES



### PR82R 1-3/4"

9/16" Raised Panel,  
Ovolo Sticking

1/0 x 6/8	2/8 x 6/8	2/0 x 7/0	2/6 x 8/0
1/2 x 6/8	2/10 x 6/8	2/2 x 7/0	2/8 x 8/0
1/3 x 6/8	3/0 x 6/8	2/4 x 7/0	2/10 x 8/0
1/4 x 6/8		2/6 x 7/0	3/0 x 8/0
1/6 x 6/8	1/0 x 7/0	2/8 x 7/0	
1/8 x 6/8	1/2 x 7/0	2/10 x 7/0	
1/10 x 6/8	1/3 x 7/0	3/0 x 7/0	
2/0 x 6/8	1/4 x 7/0		
2/2 x 6/8	1/6 x 7/0	1/6 x 8/0	
2/4 x 6/8	1/8 x 7/0	2/0 x 8/0	
2/6 x 6/8	1/10 x 7/0	2/4 x 8/0	



### PR82A 1-3/8"

9/16" Raised Panel,  
Ovolo Sticking

1/0 x 6/8	2/4 x 6/8	1/6 x 8/0
1/2 x 6/8	2/6 x 6/8	2/0 x 8/0
1/3 x 6/8	2/8 x 6/8	2/4 x 8/0
1/4 x 6/8	2/10 x 6/8	2/6 x 8/0
1/6 x 6/8	3/0 x 6/8	2/8 x 8/0
1/8 x 6/8		2/10 x 8/0
1/10 x 6/8		3/0 x 8/0
2/0 x 6/8		
2/2 x 6/8		

SIZES 2/4 AND UP HAVE WIDE (5-1/2") STILES



### PR82A 1-3/4"

9/16" Raised Panel,  
Ovolo Sticking

1/6 x 6/8	1/6 x 7/0	1/6 x 8/0
1/8 x 6/8	1/8 x 7/0	2/0 x 8/0
1/10 x 6/8	1/10 x 7/0	2/4 x 8/0
2/0 x 6/8	2/0 x 7/0	2/6 x 8/0
2/2 x 6/8	2/2 x 7/0	2/8 x 8/0
2/4 x 6/8	2/4 x 7/0	2/10 x 8/0
2/6 x 6/8	2/6 x 7/0	3/0 x 8/0
2/8 x 6/8	2/8 x 7/0	
2/10 x 6/8	2/10 x 7/0	
3/0 x 6/8	3/0 x 7/0	



1/0 - 1/10

### PR66 1-3/8"

9/16" Raised Panel,  
Ovolo Sticking

1/0 x 6/8	1/10 x 6/8	2/10 x 6/8
1/2 x 6/8	2/0 x 6/8	3/0 x 6/8
1/3 x 6/8	2/2 x 6/8	
1/4 x 6/8	2/4 x 6/8	
1/6 x 6/8	2/6 x 6/8	
1/8 x 6/8	2/8 x 6/8	



1/6 - 1/10

### PR66 1-3/4"

9/16" Raised Panel,  
Ovolo Sticking

1/6 x 6/8	2/6 x 6/8
1/8 x 6/8	2/8 x 6/8
1/10 x 6/8	2/10 x 6/8
2/0 x 6/8	3/0 x 6/8
2/2 x 6/8	
2/4 x 6/8	

# Primed

3/8" MDF FLAT PANEL



3/8" Flat Panel. Ovolo Sticking



Panel Profile, Ovolo Sticking

## OVOLO STICKING



### PR8020 1-3/8"

3/8" MDF Flat Panel,  
Ovolo Sticking

1/0 x 6/8	2/4 x 6/8	2/0 x 8/0
1/2 x 6/8	2/6 x 6/8	2/2 x 8/0
1/3 x 6/8	2/8 x 6/8	2/4 x 8/0
1/4 x 6/8	2/10 x 6/8	2/6 x 8/0
1/6 x 6/8	3/0 x 6/8	2/8 x 8/0
1/8 x 6/8		2/10 x 8/0
1/10 x 6/8	1/6 x 8/0	3/0 x 8/0
2/0 x 6/8	1/8 x 8/0	
2/2 x 6/8	1/10 x 8/0	



### PR8082 1-3/8"

3/8" MDF Flat Panel,  
Ovolo Sticking

1/0 x 6/8	2/4 x 6/8	2/0 x 8/0
1/2 x 6/8	2/6 x 6/8	2/2 x 8/0
1/3 x 6/8	2/8 x 6/8	2/4 x 8/0
1/4 x 6/8	2/10 x 6/8	2/6 x 8/0
1/6 x 6/8	3/0 x 6/8	2/8 x 8/0
1/8 x 6/8		2/10 x 8/0
1/10 x 6/8	1/6 x 8/0	3/0 x 8/0
2/0 x 6/8	1/8 x 8/0	
2/2 x 6/8	1/10 x 8/0	



### PR8044 1-3/8"

3/8" MDF Flat Panel,  
Ovolo Sticking

2/0 x 6/8	2/10 x 6/8
2/2 x 6/8	3/0 x 6/8
2/4 x 6/8	
2/6 x 6/8	
2/8 x 6/8	



### PR8040 1-3/8"

3/8" MDF Flat Panel,  
Ovolo Sticking

1/6 x 6/8	3/0 x 6/8	2/6 x 7/0
2/0 x 6/8		2/8 x 7/0
2/4 x 6/8	1/6 x 7/0	3/0 x 7/0
2/6 x 6/8	2/0 x 7/0	
2/8 x 6/8	2/4 x 7/0	



### PR8055 1-3/8" (6/8)

3/8" MDF Flat Panel,  
Ovolo Sticking

1/6 x 6/8	2/4 x 6/8
1/8 x 6/8	2/6 x 6/8
1/10 x 6/8	2/8 x 6/8
2/0 x 6/8	2/10 x 6/8
2/2 x 6/8	3/0 x 6/8



### PR8055 1-3/8" (8/0)

3/8" MDF Flat Panel,  
Ovolo Sticking

1/6 x 8/0	2/10 x 8/0
2/0 x 8/0	3/0 x 8/0
2/4 x 8/0	
2/6 x 8/0	
2/8 x 8/0	

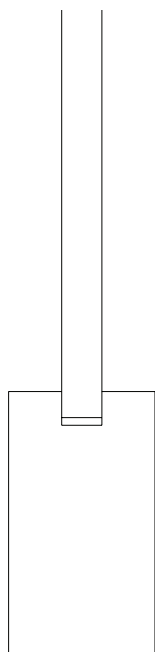


# Primed

3/8" MDF FLAT PANEL



3/8" Flat Panel, Shaker Sticking



Panel Profile, Shaker Sticking

## SHAKER STICKING



### PR8720 1-3/8"

3/8" MDF Flat Panel,  
Shaker Sticking

1/0 x 6/8	2/4 x 6/8	2/6 x 7/0	2/2 x 8/0
1/2 x 6/8	2/6 x 6/8	2/8 x 7/0	2/4 x 8/0
1/3 x 6/8	2/8 x 6/8	2/10 x 7/0	2/6 x 8/0
1/4 x 6/8	2/10 x 6/8	3/0 x 7/0	2/8 x 8/0
1/6 x 6/8	3/0 x 6/8		2/10 x 8/0
1/8 x 6/8		1/6 x 8/0	3/0 x 8/0
1/10 x 6/8	1/6 x 7/0	1/8 x 8/0	
2/0 x 6/8	2/0 x 7/0	1/10 x 8/0	
2/2 x 6/8	2/4 x 7/0	2/0 x 8/0	



### PR8782 1-3/8"

3/8" MDF Flat Panel,  
Shaker Sticking

1/0 x 6/8	2/4 x 6/8	2/6 x 7/0	2/2 x 8/0
1/2 x 6/8	2/6 x 6/8	2/8 x 7/0	2/4 x 8/0
1/3 x 6/8	2/8 x 6/8	2/10 x 7/0	2/6 x 8/0
1/4 x 6/8	2/10 x 6/8	3/0 x 7/0	2/8 x 8/0
1/6 x 6/8	3/0 x 6/8		2/10 x 8/0
1/8 x 6/8		1/6 x 8/0	3/0 x 8/0
1/10 x 6/8	1/6 x 7/0	1/8 x 8/0	
2/0 x 6/8	2/0 x 7/0	1/10 x 8/0	
2/2 x 6/8	2/4 x 7/0	2/0 x 8/0	



### PR8760 1-3/8" (6/8)

3/8" MDF Flat Panel,  
Shaker Sticking

1/2 x 6/8	2/2 x 6/8
1/3 x 6/8	2/4 x 6/8
1/4 x 6/8	2/6 x 6/8
1/6 x 6/8	2/8 x 6/8
1/8 x 6/8	2/10 x 6/8
1/10 x 6/8	3/0 x 6/8
2/0 x 6/8	



### PR8760 1-3/8" (8/0)

3/8" MDF Flat Panel,  
Shaker Sticking

1/6 x 8/0	2/8 x 8/0
1/8 x 8/0	2/10 x 8/0
2/0 x 8/0	3/0 x 8/0
2/2 x 8/0	
2/4 x 8/0	
2/6 x 8/0	



### PR8762 1-3/8" (6/8)

3/8" MDF Flat Panel,  
Shaker Sticking

1/6 x 6/8
2/0 x 6/8
2/4 x 6/8
2/6 x 6/8
2/8 x 6/8
2/10 x 6/8
3/0 x 6/8



### PR8762 1-3/8" (8/0)

3/8" MDF Flat Panel,  
Shaker Sticking


2/0 x 8/0
2/4 x 8/0
2/6 x 8/0
2/8 x 8/0
2/10 x 8/0
3/0 x 8/0



### PR8730 1-3/8"

3/8" MDF Flat Panel,  
Shaker Sticking

1/6 x 6/8	2/8 x 6/8	2/6 x 8/0
1/8 x 6/8	2/10 x 6/8	2/8 x 8/0
1/10 x 6/8	3/0 x 6/8	3/0 x 8/0
2/0 x 6/8		
2/2 x 6/8	1/6 x 8/0	
2/4 x 6/8	2/0 x 8/0	
2/6 x 6/8	2/4 x 8/0	



### PR8744 1-3/8"

3/8" MDF Flat Panel,  
Shaker Sticking

2/0 x 6/8
2/2 x 6/8
2/4 x 6/8
2/6 x 6/8
2/8 x 6/8
2/10 x 6/8
3/0 x 6/8

# Primed

## 3/8" FLAT PANEL

### SHAKER STICKING



**PR8740 1-3/8"**  
3/8" MDF Flat Panel,  
Shaker Sticking

1/6 x 6/8	1/6 x 7/0
2/0 x 6/8	2/0 x 7/0
2/4 x 6/8	2/4 x 7/0
2/6 x 6/8	2/6 x 7/0
2/8 x 6/8	2/8 x 7/0
3/0 x 6/8	3/0 x 7/0



**PR8755 1-3/8" (6/8)**  
3/8" MDF Flat Panel,  
Shaker Sticking

1/6 x 6/8	2/4 x 6/8
1/8 x 6/8	2/6 x 6/8
1/10 x 6/8	2/8 x 6/8
2/0 x 6/8	2/10 x 6/8
2/2 x 6/8	3/0 x 6/8



**PR8755 1-3/8" (8/0)**  
3/8" MDF Flat Panel,  
Shaker Sticking

1/6 x 8/0	2/8 x 8/0
2/0 x 8/0	2/10 x 8/0
2/4 x 8/0	3/0 x 8/0
2/6 x 8/0	



**PR8720, RSP**



# Primed

## 5/8" MDF FLAT PANEL

Reeb stocks 1-3/4" doors with a 5/8" flat panel for a more architecturally correct layout.



5/8" Flat Panel, Ovolo Sticking



5/8" Flat Panel, Shaker Sticking

### OVOLO STICKING



#### PR8020 1-3/4"

5/8" MDF Flat Panel  
Ovolo Sticking

1/0 x 6/8	1/0 x 7/0	1/6 x 8/0
1/2 x 6/8	1/2 x 7/0	2/0 x 8/0
1/3 x 6/8	1/3 x 7/0	2/4 x 8/0
1/4 x 6/8	1/4 x 7/0	2/6 x 8/0
1/6 x 6/8	1/6 x 7/0	2/8 x 8/0
1/8 x 6/8	1/8 x 7/0	2/10 x 8/0
1/10 X 6/8	1/10 x 7/0	3/0 x 8/0
2/0 x 6/8	2/0 x 7/0	
2/2 X 6/8	2/2 x 7/0	
2/4 x 6/8	2/4 x 7/0	
2/6 x 6/8	2/6 x 7/0	
2/8 x 6/8	2/8 x 7/0	
2/10 x 6/8	2/10 x 7/0	
3/0 x 6/8	3/0 x 7/0	



#### PR8082 1-3/4"

5/8" MDF Flat Panel  
Ovolo Sticking

1/6 x 6/8	1/6 x 7/0	1/6 x 8/0
2/0 x 6/8	2/0 x 7/0	2/0 x 8/0
2/4 x 6/8	2/4 x 7/0	2/4 x 8/0
2/6 x 6/8	2/6 x 7/0	2/6 x 8/0
2/8 x 6/8	2/8 x 7/0	2/8 x 8/0
2/10 x 6/8	2/10 x 7/0	2/10 x 8/0
3/0 x 6/8	3/0 x 7/0	3/0 x 8/0

### SHAKER STICKING



#### PR8720 1-3/4"

5/8" MDF Flat Panel  
Shaker Sticking

1/0 x 6/8	1/0 x 7/0	1/6 x 8/0
1/2 x 6/8	1/2 x 7/0	2/0 x 8/0
1/3 x 6/8	1/3 x 7/0	2/4 x 8/0
1/4 x 6/8	1/4 x 7/0	2/6 x 8/0
1/6 x 6/8	1/6 x 7/0	2/8 x 8/0
1/8 x 6/8	1/8 x 7/0	2/10 x 8/0
1/10 X 6/8	1/10 x 7/0	3/0 x 8/0
2/0 x 6/8	2/0 x 7/0	
2/2 X 6/8	2/2 x 7/0	
2/4 x 6/8	2/4 x 7/0	
2/6 x 6/8	2/6 x 7/0	
2/8 x 6/8	2/8 x 7/0	
2/10 x 6/8	2/10 x 7/0	
3/0 x 6/8	3/0 x 7/0	



#### PR8782 1-3/4"

5/8" MDF Flat Panel  
Shaker Sticking

1/6 x 6/8	1/6 x 7/0	1/6 x 8/0
2/0 x 6/8	2/0 x 7/0	2/0 x 8/0
2/4 x 6/8	2/4 x 7/0	2/4 x 8/0
2/6 x 6/8	2/6 x 7/0	2/6 x 8/0
2/8 x 6/8	2/8 x 7/0	2/8 x 8/0
2/10 x 6/8	2/10 x 7/0	2/10 x 8/0
3/0 x 6/8	3/0 x 7/0	3/0 x 8/0

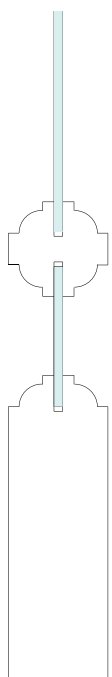
# Primed

1-1/4" BAR



1-1/4" Bar, Clear Glass

## CLEAR GLASS



1-1/4" Bar Profile



**PR8010 1-3/8"**  
1-1/4" Bar, Clear Glass

1/6 x 6/8  
2/0 x 6/8  
2/6 x 6/8



**PR8010 1-3/4"**  
1-1/4" Bar, Clear Glass

1/6 x 6/8  
2/0 x 6/8



**PR8015 1-3/8"**  
1-1/4" Bar, Clear Glass

2/4 x 6/8  
2/6 x 6/8  
2/8 x 6/8  
2/10 x 6/8  
3/0 x 6/8



**PR8015 1-3/4"**  
1-1/4" Bar, Clear Glass

2/4 x 6/8  
2/6 x 6/8  
2/8 x 6/8  
2/10 x 6/8  
3/0 x 6/8





PR8015, RSP

## CLEAR GLASS



**PR8018 1-3/8" (8/0)**  
1-1/4" Bar, Clear Glass

2/4 x 8/0  
2/6 x 8/0  
2/8 x 8/0  
2/10 x 8/0  
3/0 x 8/0



**PR8018 1-3/4" (8/0)**  
1-1/4" Bar, Clear Glass

2/4 x 8/0  
2/6 x 8/0  
2/8 x 8/0  
2/10 x 8/0  
3/0 x 8/0



**PR8012 1-3/8" (8/0)**  
1-1/4" Bar, Clear Glass

1/6 x 8/0  
2/0 x 8/0



**PR8012 1-3/4" (8/0)**  
1-1/4" Bar, Clear Glass

1/6 x 8/0  
2/0 x 8/0



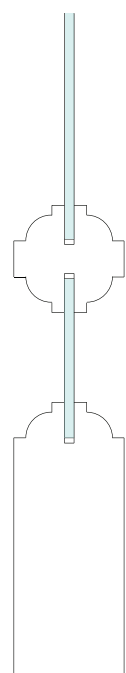
# Primed

FRENCH



1-1/4" Bar, Frit Glass

## FRIT GLASS



1-1/4"  
Bar Profile



**PR8010F 1-3/8"**  
1-1/4" Bar, Frit Glass

1/6 x 6/8  
2/0 x 6/8



**PR8015F 1-3/8"**  
1-1/4" Bar, Frit Glass

2/4 x 6/8  
2/6 x 6/8  
2/8 x 6/8  
2/10 x 6/8  
3/0 x 6/8



**PR8018F 1-3/8" (8/0)**  
1-1/4" Bar, Frit Glass

2/4 x 8/0  
2/6 x 8/0  
2/8 x 8/0  
2/10 x 8/0  
3/0 x 8/0




**PR8012F 1-3/8" (8/0)**  
1-1/4" Bar, Frit Glass

1/6 x 8/0  
2/0 x 8/0




PR8490, Simpson

## DECORATIVE GLASS




**PR8490 1-3/8"**  
Decorative Glass,  
Clear Art on Satin Etch

2/0 x 6/8  
2/4 x 6/8  
2/6 x 6/8  
2/8 x 6/8  
3/0 x 6/8



**PR8423 1-3/8"**  
Decorative Glass,  
Black Caming

2/6 x 6/8  
2/8 x 6/8  
3/0 x 6/8

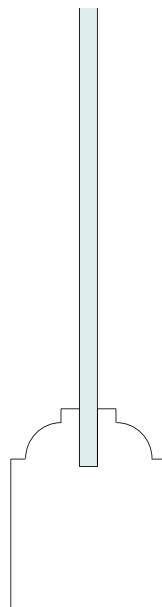


# Primed

FRENCH



Clear Glass, Ovolo Sticking



Ovolo  
Sticking



Frit Glass, Ovolo Sticking



White Laminate Glass, Ovolo Sticking



**CLEAR GLASS****PR8001 1-3/8"**

Clear Glass,  
Ovolo Sticking

1/6 x 6/8	1/6 x 8/0
2/0 x 6/8	2/0 x 8/0
2/4 x 6/8	2/4 x 8/0
2/6 x 6/8	2/6 x 8/0
2/8 x 6/8	2/8 x 8/0
2/10 x 6/8	2/10 x 8/0
3/0 x 6/8	3/0 x 8/0

**FRIT GLASS****PR8001F 1-3/8"**

Frit Glass,  
Ovolo Sticking

1/6 x 6/8	1/6 x 8/0
2/0 x 6/8	2/0 x 8/0
2/4 x 6/8	2/4 x 8/0
2/6 x 6/8	2/6 x 8/0
2/8 x 6/8	2/8 x 8/0
2/10 x 6/8	2/10 x 8/0
3/0 x 6/8	3/0 x 8/0

**PR1501WL 1-3/8"**

White Laminate Glass,  
Ovolo Sticking

2/0 x 6/8	2/4 x 8/0
2/4 x 6/8	2/6 x 8/0
2/6 x 6/8	2/8 x 8/0
2/8 x 6/8	3/0 x 8/0
3/0 x 6/8	
2/0 x 8/0	

# Primed Louvers

Louver doors allow for air flow while providing privacy.

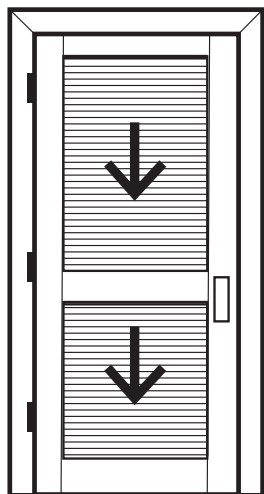


1-1/4" Louver Slats




2-1/2" Louver Slats

When ordering a louver door, it is important to specify which side is the blind side. View the door as if you are in the inside of the room and the door is opening toward you.



When the Blind Side is on the Hinge Side, the Louvers run down, meaning you cannot see into the next room




When the Blind Side is on the Stop Side, the Louvers run up, meaning you can see into the next room.




For Louver Doors with a Contemporary style, featuring a unique slatted ventilation, please see page 22.

Bifolds are carton packed with track and hardware.



**PR730 1-3/8"**  
Primed, 1-1/4" Slats

1/6 x 6/8  
2/0 x 6/8  
2/2 x 6/8  
2/4 x 6/8  
2/6 x 6/8  
2/8 x 6/8  
2/10 x 6/8  
3/0 x 6/8



**PR730 1-3/4"**  
Primed, 1-1/4" Slats

1/6 x 6/8  
2/0 x 6/8  
2/4 x 6/8  
2/6 x 6/8  
2/8 x 6/8  
2/10 x 6/8  
3/0 x 6/8



**PR730W 1-3/8"**  
Primed, 2-1/2" Slats

1/6 x 6/8  
2/0 x 6/8  
2/4 x 6/8  
2/6 x 6/8  
2/8 x 6/8  
2/10 x 6/8  
3/0 x 6/8



**PRN730FJ 1-1/8" BIFOLD**  
Primed, 1-1/4" Slats  
1-1/8" Modified Finger Joint

2/0 x 6/8 4/8 x 6/8  
2/4 x 6/8 5/0 x 6/8  
2/6 x 6/8 5/4 x 6/8  
2/8 x 6/8 6/0 x 6/8  
3/0 x 6/8  
4/0 x 6/8



**PR732 1-3/8"**  
Primed, 1-1/4" Slats

1/6 x 6/8  
2/0 x 6/8  
2/2 x 6/8  
2/4 x 6/8  
2/6 x 6/8  
2/8 x 6/8  
2/10 x 6/8  
3/0 x 6/8



**PR742 1-3/8"**  
Primed, 1-1/4" Slats

1/6 x 6/8  
2/0 x 6/8  
2/4 x 6/8  
2/6 x 6/8  
2/8 x 6/8  
2/10 x 6/8  
3/0 x 6/8



**PR732W 1-3/8"**  
Primed, 2-1/2" Slats

1/6 x 6/8  
2/0 x 6/8  
2/4 x 6/8  
2/6 x 6/8  
2/8 x 6/8  
2/10 x 6/8  
3/0 x 6/8



**PRN732FJ 1-1/8" BIFOLD**  
Primed, 1-1/4" Slats  
1-1/8" Modified Finger Joint

2/0 x 6/8  
2/6 x 6/8  
3/0 x 6/8  
4/0 x 6/8  
5/0 x 6/8  
6/0 x 6/8



# Contemporary Doors

MODERN DESIGNS. CLEAN LINES.



Reeb's modern-style contemporary doors are a premium flush door. While traditional flush doors have a thin veneer over a solid particle core, any groove cut into the door for a design appeal must be shallow. Our new contemporary flush doors feature a 1/4" thick veneer. The grooves are cut 1/8" deep resulting in sharper shadow lines and a greater definition.




**PRF2315 1-3/8"**  
Flush MDF

1/6 x 6/8  
2/0 x 6/8  
2/4 x 6/8  
2/6 x 6/8  
2/8 x 6/8  
3/0 x 6/8




**PRF2315 1-3/4"**  
Flush MDF

1/6 x 6/8	1/6 x 7/0	1/6 x 8/0
2/0 x 6/8	2/0 x 7/0	2/0 x 8/0
2/4 x 6/8	2/4 x 7/0	2/4 x 8/0
2/6 x 6/8	2/6 x 7/0	2/6 x 8/0
2/8 x 6/8	2/8 x 7/0	2/8 x 8/0
2/10 x 6/8	2/10 x 7/0	2/10 x 8/0
3/0 x 6/8	3/0 x 7/0	3/0 x 8/0



**PRF2310 1-3/8"**  
Flush MDF

1/6 x 6/8  
2/0 x 6/8  
2/4 x 6/8  
2/6 x 6/8  
2/8 x 6/8  
3/0 x 6/8



**PRF2310 1-3/4"**  
Flush MDF

1/6 x 6/8	1/6 x 7/0	1/6 x 8/0
2/0 x 6/8	2/0 x 7/0	2/0 x 8/0
2/4 x 6/8	2/4 x 7/0	2/4 x 8/0
2/6 x 6/8	2/6 x 7/0	2/6 x 8/0
2/8 x 6/8	2/8 x 7/0	2/8 x 8/0
2/10 x 6/8	2/10 x 7/0	2/10 x 8/0
3/0 x 6/8	3/0 x 7/0	3/0 x 8/0



**PRF2302 1-3/8"**  
Flush MDF

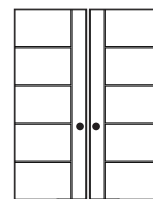
1/6 x 6/8  
2/0 x 6/8  
2/4 x 6/8  
2/6 x 6/8  
2/8 x 6/8  
3/0 x 6/8



**PRF2302 1-3/4"**  
Flush MDF

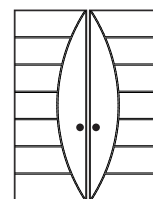
1/6 x 6/8	1/6 x 7/0	1/6 x 8/0
2/0 x 6/8	2/0 x 7/0	2/0 x 8/0
2/4 x 6/8	2/4 x 7/0	2/4 x 8/0
2/6 x 6/8	2/6 x 7/0	2/6 x 8/0
2/8 x 6/8	2/8 x 7/0	2/8 x 8/0
2/10 x 6/8	2/10 x 7/0	2/10 x 8/0
3/0 x 6/8	3/0 x 7/0	3/0 x 8/0

The contemporary doors have a unique lattice wood core that provides exceptional strength and improved stability. It has the feel of a real wood door without the weight that can lead to hinge issues. These doors can be prepped for the typical backset options or even a mortise pocket.

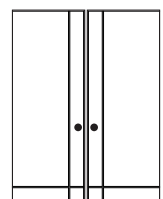


**PRF2315**

For a consistent design, the strike side will always be on the stile line side of the door.



**PRF2310**



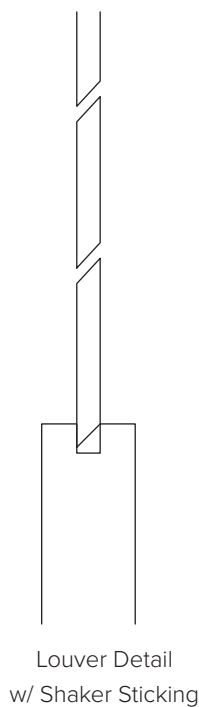
**PRF2302**



Reeb's Contemporary Louver Door has shaker-style sticking and a unique slotted ventilation. Cut at an angle into the panel of the door, flat slotted louvers give the same ventilation possibilities but with a different aesthetic appearance. This contemporary door pairs well with other shaker-style flat panel doors.



Flat Slotted Louver Close-Up



Louver Detail  
w/ Shaker Sticking



**PR730F 1-3/8"**  
Flat Panel Louver  
Shaker Sticking

1/6 x 6/8  
2/0 x 6/8  
2/4 x 6/8  
2/6 x 6/8  
2/8 x 6/8  
3/0 x 6/8



**PR730F 1-3/4"**  
Flat Panel Louver  
Shaker Sticking

1/6 x 6/8  
2/0 x 6/8  
2/4 x 6/8  
2/6 x 6/8  
2/8 x 6/8  
2/10 x 6/8  
3/0 x 6/8

1/6 x 7/0  
2/0 x 7/0  
2/4 x 7/0  
2/6 x 7/0  
2/8 x 7/0  
2/10 x 7/0  
3/0 x 7/0



# Interior Door Units

After choosing the perfect door, there are additional features that can be included for a complete door unit. These include adding transoms and sidelites for more light, choosing a frame that matches your door, and selecting hardware to match your home's interior.

## INTERIOR TRANSOM



### PRT001

Primed, Clear Glass  
Ovolo Sticking  
2/6, 2/8 & 3/0 for use with Single Door

4/0 x 1/0 for use with 2/0 Double Door  
5/0 x 1/0 for use with 2/6 Double Door  
6/0 x 1/0 for use with 3/0 Double Door

2/6 x 1/0    4/0 x 1/0  
2/8 x 1/0    5/0 x 1/0  
3/0 x 1/0    6/0 x 1/0



### PRT003

Primed, Divided Lites, Clear Glass  
Ovolo Sticking  
For use with Single Door

2/6 x 1/0  
2/8 x 1/0  
3/0 x 1/0



### PRT004

Primed, Divided Lites, Clear Glass  
Ovolo Sticking  
For use with 2/0 Double Door

4/0 x 1/0



### PRT005

Primed, Divided Lites, Clear Glass  
Ovolo Sticking

5/0 x 1/0 for use with 2/6 Double Door  
5/4 x 1/0 for use with 2/8 Double Door  
6/0 x 1/0 for use with 3/0 Double Door

5/0 x 1/0  
5/4 x 1/0  
6/0 x 1/0

## INTERIOR SIDELITES



### PR8705 1-3/8" (6/8)

Clear Glass, 1-1/4" Bar  
Ovolo Sticking

1/0 x 6/8  
1/2 x 6/8



### PR8706 1-3/8" (8/0)

Clear Glass, 1-1/4" Bar  
Ovolo Sticking

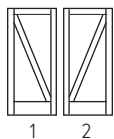
1/2 x 8/0

# Barn Doors

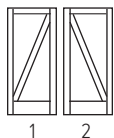


Barn doors can be hung in many different configurations according to your design preference. Please be sure to specify when ordering.

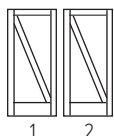
## STANDARD




## REVERSE



## UNIFORM A



## UNIFORM B

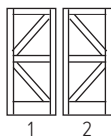


### PR180 1-3/8"

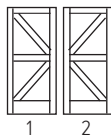
Planked 9/16" Panel Z

2/6 x 6/8   3/0 x 7/0   3/0 x 8/0  
2/8 x 6/8  
3/0 x 6/8

## STANDARD



## REVERSE



## UNIFORM A



## UNIFORM B



### PR181 1-3/8"

Planked 9/16" Panel K

2/6 x 6/8   3/0 x 7/0   3/0 x 8/0  
2/8 x 6/8  
3/0 x 6/8

# Barn Door Hardware



Goldberg's line of interior, residential sliding barn door hardware kits make the most of the available living space, while adding a rustic, yet elegant look. All major components are manufactured from steel and come with a 1-year warranty.

## HARDWARE OPTIONS



Roller Hanger



7" Pull Handle



6" Flush Pull




Privacy Latch


## AVAILABLE FINISHES




Black



Silver



Architectural Bronze



Stainless Steel





# Primed Fire Doors

These doors are labeled with a 20 minute rating. The panels are layered with a fire rated material and the stiles are solid wood. Additional requirements may be necessary for door installation.

## 20 Minute Fire Rated Flat Panel

### OVOLO STICKING



**PR8020FR 1-3/4"**  
20 Minute Flat Panel,  
Ovolo Sticking

2/8 x 6/8	2/8 x 7/0	2/8 x 8/0
2/10 x 6/8	2/10 x 7/0	2/10 x 8/0
3/0 x 6/8	3/0 x 7/0	3/0 x 8/0



**PR8055FR 1-3/4" (6/8)**  
20 Minute Flat Panel,  
Ovolo Sticking

2/8 x 6/8
2/10 x 6/8
3/0 x 6/8



**PR8055FR 1-3/4" (8/0)**  
20 Minute Flat Panel,  
Ovolo Sticking

2/8 x 8/0
2/10 x 8/0
3/0 x 8/0



**PR8082FR 1-3/4"**  
20 Minute Flat Panel,  
Ovolo Sticking

2/8 x 6/8	2/8 x 7/0	2/8 x 8/0
2/10 x 6/8	2/10 x 7/0	2/10 x 8/0
3/0 x 6/8	3/0 x 7/0	3/0 x 8/0



### SHAKER STICKING



**PR8720FR 1-3/4"**  
20 Minute Flat Panel,  
Shaker Sticking

2/8 x 6/8	2/8 x 7/0	2/8 x 8/0
2/10 x 6/8	2/10 x 7/0	2/10 x 8/0
3/0 x 6/8	3/0 x 7/0	3/0 x 8/0



**PR8782FR 1-3/4"**  
20 Minute Flat Panel,  
Shaker Sticking

2/8 x 6/8	2/8 x 7/0	2/8 x 8/0
2/10 x 6/8	2/10 x 7/0	2/10 x 8/0
3/0 x 6/8	3/0 x 7/0	3/0 x 8/0

## SHAKER STICKING



### PR8755FR 1-3/4" (6/8)

20 Minute Flat Panel,  
Shaker Sticking

2/8 x 6/8  
2/10 x 6/8  
3/0 x 6/8



### PR8755FR 1-3/4" (8/0)

20 Minute Flat Panel,  
Shaker Sticking

2/8 x 8/0  
2/10 x 8/0  
3/0 x 8/0



### PR8760FR 1-3/4" (6/8)

20 Minute Flat Panel,  
Shaker Sticking

2/8 x 6/8  
2/10 x 6/8  
3/0 x 6/8



### PR8760FR 1-3/4" (8/0)

20 Minute Flat Panel,  
Shaker Sticking

2/8 x 8/0  
2/10 x 8/0  
3/0 x 8/0

## 20 Minute Fire Rated Raised Panel

## OVOLO STICKING



### PR66FR 1-3/4"

20 Minute Raised Panel,  
Ovolo Sticking

2/8 x 6/8  
2/10 x 6/8  
3/0 x 6/8

DOORS HAVE WIDE (5-1/2") STILES



### PR82RFR 1-3/4"

20 Minute Raised Panel,  
Ovolo Sticking

2/8 x 6/8 2/8 x 7/0 2/8 x 8/0  
2/10 x 6/8 2/10 x 7/0 2/10 x 8/0  
3/0 x 6/8 3/0 x 7/0 3/0 x 8/0

DOORS HAVE WIDE (5-1/2") STILES



### PR82AFR 1-3/4"

20 Minute Raised Panel,  
Ovolo Sticking

2/8 x 6/8 2/8 x 7/0 2/8 x 8/0  
2/10 x 6/8 2/10 x 7/0 2/10 x 8/0  
3/0 x 6/8 3/0 x 7/0 3/0 x 8/0

# Flat Frames



## Flat

Flat jambs come in a variety of species including solid and veneered wood. They include the need for a stop. This option may not be available in all markets so please confirm availability prior to ordering.




PRIMED



CLEAR PINE



PINE VENEERED



KNOTTY ALDER VENEERED



FIR VENEERED





MAPLE VENEERED




SOLID POPLAR



PRIMED SOLID POPLAR



SOLID OAK




OAK VENEERED

## Stops

Known as a “stop”, these small pieces of wood attach to a flat jamb to give the door a place to stop. Optional Portaseal weatherstrip stops are available for use to prevent drafts.



PRIMED WM-888




PRIMED WM-876



PRIMED WM-888H



PRIMED WM-936



PRIMED WM-948



PORTASEAL WEATHERSTRIP

# Rabbeted Frames



## Single Rabbeted

Single rabbeted jambs mimic the appearance of exterior frames for interior use. This option may not be available in all markets so please confirm availability prior to ordering.



PRIMED



CLEAR PINE



PRIMED SOLID POPLAR



## Double Rabbeted

Double rabbeted jambs work well with either a 1-3/8" or 1-3/4" thick door. This option may not be available in all markets so please confirm availability prior to ordering.



PRIMED



CLEAR PINE



PRIMED SOLID POPLAR



ENGINEERED VERTICAL GRAIN FIR

# Split Frames



## Split

Split jambs are two pieces of wood together which work well for odd wall sizes. This option may not be available in all markets so please confirm availability prior to ordering.



PRIMED



CLEAR PINE

Because of their construction, a split jamb is able to work for a range of wall sizes. For example, Reeb® stocks a split jamb that has a size range of 4-1/2" to 5-1/4" thick.

Also with split jambs is the availability to use interior casing. When installing a split jamb with casing, the two pieces must be taken apart. This allows Reeb to ship the unit with the casing pre-attached and ready for a complete install. This option may not be available in all markets so please confirm availability prior to ordering.

---

## Sills



OAK SADDLE SILL

## Oak Saddle Sill

This oak saddle sill is a cost effective option for use on interior door units with weather-strip which provide access to unheated spaces i.e. an unfinished attic.



# Hinges

## BALL BEARING HINGES

Ball bearing hinges have a steel ball bearing, or buffer, in between the knuckles. Heavier doors put more stress on the hinges so having the ball bearings reduce friction, are better performing and longer lasting.



Ball Bearing Square



Ball Bearing Radius

## NON BALL BEARING HINGES

Standard, or plain bearing, have no buffer between each knuckle of the barrel. This tends to wear the hinge down over time as the sections grind against one another and are better suited for lightweight doors.



Non Ball Bearing Square



Non Ball Bearing Radius

## HINGE SIZES

Most interior doors are 1-3/8" thick and use 3.5" x 3.5" hinges. On an 1-3/4" door in an interior application Reeb will automatically utilize a 4" hinge.




3.5" x 3.5"



4" x 4"

Baldwin believes that quality should never be a compromise. From using the finest materials to crafting hardware by hand, they are committed to creating high-quality hardware that not only looks beautiful and flawless but also endures the rigors of time.



3.5" X 3.5" SQUARE  
Non Ball Bearing - Shown in US3



3.5" X 3.5" RADIUS  
Non Ball Bearing - Shown in US3




4" X 4" SQUARE  
Ball Bearing - Shown in US15



4" X 4" RADIUS / US3  
Non Ball Bearing - Shown in US3

AVAILABLE FINISHES	3.5" X 3.5" SQUARE		3.5" X 3.5" RADIUS		4" X 4" SQUARE		4" X 4" RADIUS	
	BALL BEARING	NON BALL BEARING	BALL BEARING	NON BALL BEARING	BALL BEARING	NON BALL BEARING	BALL BEARING	NON BALL BEARING
US3		X		X		X		X
US10B		X		X		X		
US15		X		X		X		
VB		X				X		

AVAILABLE FINISHES




US3  
BRIGHT BRASS



US10B  
OIL RUBBED  
BRONZE



US15  
SATIN NICKEL



VB  
VENETIAN BRONZE

# Hinges

Emtek®

Emtek is dedicated to bring personal style to life. Door hardware is more than a way to open, close, and secure a space. It is an integral part of a room’s design theme and an extension of personal style.



3.5" X 3.5" SQUARE  
Ball Bearing - Shown in US26




3.5" X 3.5" RADIUS  
Non Ball Bearing - Shown in US7



4" X 4" SQUARE  
Ball Bearing - Shown in US15

AVAILABLE FINISHES	3.5" X 3.5" SQUARE		3.5" X 3.5" RADIUS		4" X 4" SQUARE	
	BALL BEARING	NON BALL BEARING	BALL BEARING	NON BALL BEARING	BALL BEARING	NON BALL BEARING
US1D		X	X		X	X
US3		X	X	X	X	X
US7		X	X	X	X	X
US10B		X	X	X	X	X
US15		X	X	X	X	X
US14		X	X		X	X
US26		X			X	X
US26D		X	X		X	X


AVAILABLE FINISHES



USP  
PRIMED WHITE



US1D  
FLAT BLACK




US3  
BRIGHT BRASS



US4  
SATIN BRASS



US4B  
BRIGHT SATIN  
BRASS



US5  
ANTIQUE BRASS



US7  
FRENCH  
ANTIQUE



# Reeb® Specialty Products

RSP offers a large selection of hinges in a variety of finishes carrying on a tradition of innovative design, superior quality and service excellence.



3.5" X 3.5" SQUARE  
Ball Bearing - Shown in US4



3.5" X 3.5" RADIUS  
Non Ball Bearing - Shown in USP



4" X 4" SQUARE  
Non Ball Bearing - Shown in US10B




4" X 4" RADIUS  
Ball Bearing - Shown in US15


AVAILABLE FINISHES	3.5" X 3.5" SQUARE		3.5" X 3.5" RADIUS		4" X 4" SQUARE		4" X 4" RADIUS	
	BALL BEARING	NON BALL BEARING	BALL BEARING	NON BALL BEARING	BALL BEARING	NON BALL BEARING	BALL BEARING	NON BALL BEARING
<b>USP</b>				X				X
<b>US1D</b>		X	X	X		X	X	X
<b>US3</b>	X	X	X	X	X	X	X	X
<b>US4</b>	X	X		X	X	X		X
<b>US4B</b>	X		X	X	X		X	X
<b>US5</b>	X	X	X	X	X	X	X	X
<b>US7</b>								
<b>US10B</b>	X	X	X	X	X	X	X	X
<b>US15</b>	X	X	X	X	X	X	X	X
<b>US15A</b>				X			X	X
<b>US26</b>	X	X	X	X	X	X	X	X
<b>US26D</b>	X	X	X	X	X	X	X	X
<b>US32D</b>				X			X	X




**US10B**  
OIL RUBBED  
BRONZE



**US14**  
POLISHED  
NICKEL



**US15**  
SATIN NICKEL



**US15A**  
ANTIQUE NICKEL




**US26**  
BRIGHT CHROME



**US26D**  
SATIN CHROME



**US32D**  
STAINLESS STEEL



**VB**  
VENETIAN BRONZE

# Locks

Schlage® door knobs fit and accentuate decor from a classic look to bold contemporary designs.

For available functions, reference the Reeb In-Stock Price Catalog.

The **Standard Residential Series** provides tough, reliable performance in a variety of styles and finishes.

The **Builders Series** provides an economical lock that delivers on style.

## STANDARD RESIDENTIAL SERIES



### Accent

Shown in Bright Chrome

Available in: US3, US5, US15,  
US15A, US26, Aged Bronze



### Flair

Shown in US5

Available in: US3, US5,  
US15, Aged Bronze



### Jazz

Shown in US15

Available in: US15

## BUILDER'S SERIES



### LaSalle

Shown in US3

Available in: US3, US15



### Dover

Shown in US32D

Available in: US32D



### Torino

Shown in US3

Available in: US3, US15




### Marin


Shown in US32D

Available in: US32D

#### AVAILABLE FINISHES




**US3**  
BRIGHT BRASS




**US5**  
ANTIQUE BRASS



**US10B**  
OIL RUBBED  
BRONZE



**US15**  
SATIN NICKEL



**US15A**  
ANTIQUE NICKEL



## Plymouth

Shown in US26D

Available in: US3, US15, US26, US26D, Aged Bronze



## Georgian

Shown in US5

Available in: US3, US5, US15, US15A, US26, Aged Bronze



## Andover

Shown in US26

Available in: US3, US5, US10B, US15, US15A, US26, US26D

## BUILDER'S SERIES



## Byron

Shown in US3

Available in: US3, US32D



## Corona

Shown in US15

Available in: US3, US15


The **Standard Residential Series** features a limited lifetime mechanical warranty, has a limited lifetime finish warranty, fits universal backsets, and all levers are non-handed.



The **Builders Series** features a limited lifetime mechanical warranty, a 5-year finish warranty, and fits universal backsets.




**US26**  
BRIGHT CHROME



**US26D**  
SATIN CHROME



**US32D**  
STAINLESS STEEL



**716**  
AGED BRONZE



# Catches

Catches are an alternative way to close a door and are often used in a closet application. Ball catches and Roller catches are recessed in the top of the door while a Surface Magnetic Catch is installed on the face of the door. A strike is installed on the head jamb and the two keep the door closed without the need of a latch. The Concealed Magnetic Catch is recessed into the top of the door and the head jamb which conceals the catch.

Precision™

## Concealed Magnetic Catch




## Reeb® Specialty Products Ball Catch

Strike Plate available in:  
US3, US5, US10B, US15, US26,  
US26D



## Ives® Surface Magnetic Catch


Magnetic Catch available in:  
US3, US92




## Ives® Roller Catch

Roller Catch Face and Strike  
available in: US3, US10B, US15, US26

## AVAILABLE FINISHES




US3  
BRIGHT BRASS



US5  
ANTIQUE BRASS




US10B  
OIL RUBBED  
BRONZE



US15  
SATIN NICKEL




US26  
BRIGHT  
CHROME



US26D  
SATIN CHROME



US92  
ALUMINUM



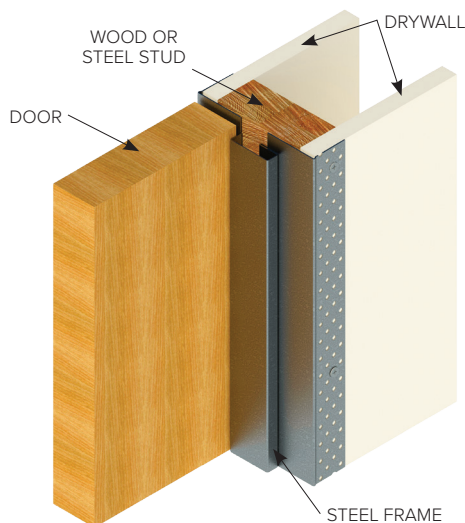
PRF2315, RSP

Reeb's newest interior frame option provides a clean "flush with the wall" appearance utilizing concealed door frames and hidden hinges. EzyJamb<sup>®</sup> is a trimless door frame which wraps the drywall and blends seamlessly when mudded and painted. It is a great option for modern and contemporary style homes.

The Classic Adjust Door Frame is an adjustable two-piece jamb system that allows for a 3/8" adjustment between the two pieces. No casing is needed to finish the frame and it must be field installed.

The Classic Adjust Door Frame is available for Reeb's stock of 1-3/4" doors in the following sizes:

DOOR HEIGHT	DOOR WIDTH			
	2/6	2/8	2/10	3/0
6/8	✓	✓	✓	✓
7/0	✓	✓	✓	✓
8/0	✓	✓		✓



Reeb's standard frame is set up to work with a wall thickness of 4-1/2" - 4-3/4". Additional closure packages are available to accommodate thicker walls.

WALL THICKNESS	
4-7/8" - 5"	6-1/2" - 6-7/8"
5" - 5-3/8"	6-7/8" - 7-3/8"
5-9/16" - 6"	8-1/2" - 8-7/8"

EzyJamb has the option of two different hinges:



**Emtek or Bommer Architectural 4" x 4" hinges**

6/8 and 7/0 will have 3 hinges while the 8/0 will have 4 hinges



**RocYork Concealed Hinges**

6/8, 7/0, 8/0 will have 3 hinges

# Stile & Rail Dimensions

DOOR STYLE	PAGE	DOOR HEIGHT	3'0" STILE	TOP RAIL	LOCK RAIL	BOTTOM RAIL	PANEL	VENDOR
PR1501WL	17	6/8	4-9/16"	4-9/16"	N/A	9-3/32"	N/A	RSP
PR1501WL	17	8/0	4-9/16"	4-9/16"	N/A	9-3/32"	N/A	RSP
PR180	24	6/8	4-7/16"	4-5/16"	4-5/16"	9-3/16"	9/16"	RSP
PR180	24	7/0	4-7/16"	4-5/16"	4-5/16"	9-3/16"	9/16"	RSP
PR180	24	8/0	4-7/16"	4-5/16"	4-5/16"	9-3/16"	9/16"	RSP
PR181	24	6/8	4-7/16"	4-5/16"	4-5/16"	9-3/16"	9/16"	RSP
PR181	24	7/0	4-7/16"	4-5/16"	4-5/16"	9-3/16"	9/16"	RSP
PR181	24	8/0	4-7/16"	4-5/16"	4-5/16"	9-3/16"	9/16"	RSP
PR66	5	6/8	4-9/16"	4-1/2"	7-1/2"	9-3/16"	9/16"	RSP
PR66 1-3/4"	5	6/8	5-3/4"	4-1/2"	7-1/2"	9-3/16"	9/16"	RSP
PR66FR 1-3/4"	27	6/8	5-3/4"	4-1/2"	7-1/2"	9-3/16"	1-1/4"	RSP
PR730	19	6/8	4-7/16"	4-1/6"	5-1/2"	7-1/8"	N/A	RSP
PR730 1-3/4"	19	6/8	4-7/16"	4-1/6"	5-1/2"	7-1/8"	N/A	RSP
PR730F	22	6/8	4-7/16"	4-5/16"	7-3/8"	9-3/16"	3/8"	RSP
PR730F 1-3/4"	22	6/8	4-7/16"	4-5/16"	7-3/8"	9-3/16"	3/8"	RSP
PR730F 1-3/4"	22	7/0	4-7/16"	4-5/16"	7-3/8"	9-3/16"	3/8"	RSP
PR730W	19	6/8	4-7/16"	4-1/2"	5-1/2"	7-1/8"	N/A	RSP
PR732	19	6/8	4-7/16"	4-1/6"	5-1/2"	7-1/8"	9/16"	RSP
PR732W	19	6/8	4-7/16"	4-1/6"	5-1/2"	7-1/8"	9/16"	RSP
PR742	19	6/8	4-7/16"	4-1/6"	5-1/2"	7-1/8"	9/16"	RSP
PR8001	17	6/8	4-5/8"	4-1/2"	N/A	9-3/16"	N/A	RSP
PR8001	17	8/0	4-5/8"	4-1/2"	N/A	9-3/16"	N/A	RSP
PR8001F	17	6/8	4-5/8"	4-1/2"	N/A	9-3/16"	N/A	RSP
PR8001F	17	8/0	4-5/8"	4-1/2"	N/A	9-3/16"	N/A	RSP
PR8010	12	6/8	4-5/8"	4-1/2"	N/A	9-3/16"	N/A	RSP
PR8010 1-3/4"	12	6/8	4-5/8"	4-1/2"	N/A	9-3/16"	N/A	RSP
PR8010F	14	6/8	4-5/8"	4-1/2"	N/A	9-3/16"	N/A	RSP
PR8012	13	8/0	4-5/8"	4-1/2"	N/A	9-3/16"	N/A	RSP
PR8012 1-3/4"	13	6/8	4-5/8"	4-1/2"	N/A	9-3/16"	N/A	RSP
PR8012F	14	8/0	4-5/8"	4-1/2"	N/A	9-3/16"	N/A	RSP
PR8015	12	6/8	4-5/8"	4-1/2"	N/A	9-3/16"	N/A	RSP
PR8015 1-3/4"	12	6/8	4-5/8"	4-1/2"	N/A	9-3/16"	N/A	RSP
PR8015F	14	6/8	4-5/8"	4-1/2"	N/A	9-3/16"	N/A	RSP
PR8018	13	8/0	4-5/8"	4-1/2"	N/A	9-3/16"	N/A	RSP
PR8018 1-3/4"	13	8/0	4-5/8"	4-1/2"	N/A	9-3/16"	N/A	RSP
PR8018F	14	8/0	4-5/8"	4-1/2"	N/A	9-3/16"	N/A	RSP
PR8020	7	6/8	4-5/8"	4-1/2"	N/A	9-3/16"	3/8"	RSP
PR8020	7	8/0	4-5/8"	4-1/2"	N/A	9-3/16"	3/8"	RSP
PR8020 1-3/4"	7	6/8	4-5/8"	4-1/2"	N/A	9-3/16"	3/8"	RSP
PR8020 1-3/4"	7	7/0	4-5/8"	6-1/2"	N/A	11-3/16"	3/8"	RSP
PR8020 1-3/4"	7	8/0	4-5/8"	4-1/2"	N/A	9-3/16"	3/8"	RSP
PR8020 1-3/4"	11	6/8	4-5/8"	4-1/2"	N/A	9-3/16"	5/8"	RSP
PR8020 1-3/4"	11	7/0	4-5/8"	4-1/2"	N/A	9-3/16"	5/8"	RSP
PR8020 1-3/4"	11	8/0	4-5/8"	4-1/2"	N/A	9-3/16"	5/8"	RSP
PR8020FR 1-3/4"	26	6/8	4-5/8"	4-1/2"	N/A	9-3/16"	13/16"	RSP
PR8020FR 1-3/4"	26	7/0	4-5/8"	4-1/2"	N/A	9-3/16"	13/16"	RSP
PR8020FR 1-3/4"	26	8/0	4-5/8"	4-1/2"	N/A	9-3/16"	13/16"	RSP
PR8040	7	6/8	4-5/8"	4-1/2"	N/A	9-3/16"	3/8"	RSP
PR8040	7	7/0	4-3/8"	4-9/16"	N/A	9	3/8"	RSP

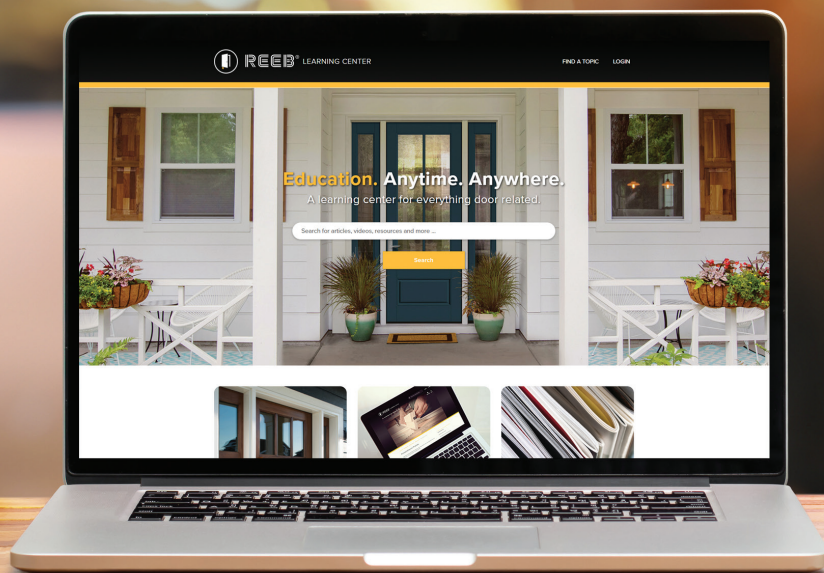


# Stile & Rail Dimensions

DOOR STYLE	PAGE	DOOR HEIGHT	3'0" STILE	TOP RAIL	LOCK RAIL	BOTTOM RAIL	PANEL	VENDOR
PR8044	7	6/8	4-5/8"	4-1/2"	7-1/2"	9-3/16"	3/8"	RSP
PR8055	7	6/8	4-5/8"	4-1/2"	N/A	9-3/16"	3/8"	RSP
PR8055	7	8/0	4-5/8"	4-1/2"	N/A	9-3/16"	3/8"	RSP
PR8055FR 1-3/4"	26	6/8	4-5/8"	4-1/2"	N/A	9-3/16"	13/16"	RSP
PR8055FR 1-3/4"	26	8/0	4-5/8"	4-1/2"	N/A	9-3/16"	13/16"	RSP
PR8082	7	6/8	4-5/8"	4-1/2"	7-5/8"	9-3/16"	3/8"	RSP
PR8082	7	8/0	4-5/8"	4-1/2"	7-5/8"	9-3/16"	3/8"	RSP
PR8082 1-3/4"	7	6/8	4-5/8"	4-1/2"	7-5/8"	9-3/16"	3/8"	RSP
PR8082 1-3/4"	7	7/0	4-5/8"	6-1/2"	7-5/8"	11-3/16"	3/8"	RSP
PR8082 1-3/4"	7	8/0	4-5/8"	4-1/2"	7-5/8"	9-3/16"	3/8"	RSP
PR8082 1-3/4"	11	6/8	4-5/8"	4-1/2"	7-5/8"	9-3/16"	5/8"	RSP
PR8082 1-3/4"	11	7/0	4-5/8"	4-1/2"	7-5/8"	9-3/16"	5/8"	RSP
PR8082 1-3/4"	11	8/0	4-5/8"	4-1/2"	7-5/8"	9-3/16"	5/8"	RSP
PR8082FR 1-3/4"	26	6/8	4-5/8"	4-1/2"	7-5/8"	9-3/16"	13/16"	RSP
PR8082FR 1-3/4"	26	7/0	4-5/8"	4-1/2"	7-5/8"	9-3/16"	13/16"	RSP
PR8082FR 1-3/4"	26	8/0	4-5/8"	4-1/2"	7-5/8"	9-3/16"	13/16"	RSP
PR82A	5	6/8	4-5/8"	6-1/2"	7-1/2"	9-3/16"	9/16"	RSP
PR82A	5	8/0	4-5/8"	6-1/2"	7-1/2"	9-3/16"	9/16"	RSP
PR82A 1-3/4"	5	6/8	5-3/4"	6-1/2"	7-1/2"	9-3/16"	9/16"	RSP
PR82A 1-3/4"	5	7/0	5-3/4"	8-1/2"	7-1/2"	11-3/16"	9/16"	RSP
PR82A 1-3/4"	5	8/0	5-3/4"	6-1/2"	7-1/2"	9-3/16"	9/16"	RSP
PR82AFR 1-3/4"	27	6/8	5-3/4"	6-1/2"	7-1/2"	9-3/16"	1-1/4"	RSP
PR82AFR 1-3/4"	27	7/0	5-3/4"	8-1/2"	7-1/2"	11-3/16"	1-1/4"	RSP
PR82AFR 1-3/4"	27	8/0	5-3/4"	6-1/2"	7-1/2"	9-3/16"	1-1/4"	RSP
PR82R	5	6/8	4-5/8"	4-1/2"	7-1/2"	9-3/16"	9/16"	RSP
PR82R	5	8/0	4-5/8"	4-1/2"	7-1/2"	9-3/16"	9/16"	RSP
PR82R 1-3/4"	5	6/8	5-3/4"	4-1/2"	7-1/2"	9-3/16"	9/16"	RSP
PR82R 1-3/4"	5	7/0	5-3/4"	6-1/2"	7-1/2"	11-3/16"	9/16"	RSP
PR82R 1-3/4"	5	8/0	5-3/4"	4-1/2"	7-1/2"	9-3/16"	9/16"	RSP
PR82RFR 1-3/4"	27	6/8	5-3/4"	4-1/2"	7-1/2"	9-3/16"	1-1/4"	RSP
PR82RFR 1-3/4"	27	7/0	5-3/4"	6-1/2"	7-1/2"	11-3/16"	1-1/4"	RSP
PR82RFR 1-3/4"	27	8/0	5-3/4"	4-1/2"	7-1/2"	9-3/16"	1-1/4"	RSP
PR8423	15	6/8	4-7/16"	4-5/16"	N/A	9-3/16"	N/A	SIMPSON
PR8490	15	6/8	4-7/16"	4-5/16"	N/A	9-3/16"	N/A	SIMPSON
PR8705	23	6/8	2-7/16"	4-5/16"	N/A	9-3/16"	N/A	RSP
PR8706	23	8/0	2-7/16"	4-5/16"	N/A	9-3/16"	N/A	RSP
PR8720	8	6/8	4-7/16"	4-5/16"	N/A	9-3/16"	3/8"	RSP
PR8720	8	7/0	4-7/16"	6-1/8"	N/A	10-11/16"	3/8"	RSP
PR8720	8	8/0	4-7/16"	4-5/16"	N/A	9-3/16"	3/8"	RSP
PR8720 1-3/4"	8	6/8	4-7/16"	4-5/16"	N/A	9-3/16"	3/8"	RSP
PR8720 1-3/4"	8	7/0	4-7/16"	6-1/8"	N/A	10-11/16"	3/8"	RSP
PR8720 1-3/4"	8	8/0	4-7/16"	4-5/16"	N/A	9-3/16"	3/8"	RSP
PR8720 1-3/4"	11	6/8	4-7/16"	4-5/16"	N/A	9-3/16"	5/8"	RSP
PR8720 1-3/4"	11	7/0	4-7/16"	4-5/16"	N/A	9-3/16"	5/8"	RSP
PR8720 1-3/4"	11	8/0	4-7/16"	4-5/16"	N/A	9-3/16"	5/8"	RSP
PR8720FR 1-3/4"	26	6/8	4-7/16"	4-5/16"	N/A	9-3/16"	13/16"	RSP
PR8720FR 1-3/4"	26	7/0	4-7/16"	4-5/16"	N/A	9-3/16"	13/16"	RSP
PR8720FR 1-3/4"	26	8/0	4-7/16"	4-5/16"	N/A	9-3/16"	13/16"	RSP
PR8730	9	6/8	4-7/16"	4-5/16"	N/A	9-3/16"	3/8"	RSP

# Stile & Rail Dimensions

DOOR STYLE	PAGE	DOOR HEIGHT	3'0" STILE	TOP RAIL	LOCK RAIL	BOTTOM RAIL	PANEL	VENDOR
PR8730	9	8/0	4-7/16"	4-5/16"	N/A	9-3/16"	3/8"	RSP
PR8740	10	6/8	4-7/16"	4-5/16"	N/A	9-3/16"	3/8"	RSP
PR8740	10	7/0	4-3/8"	4-3/8"	N/A	8-13/16"	3/8"	RSP
PR8744	9	6/8	4-7/16"	4-5/16"	7-7/16"	9-3/16"	3/8"	RSP
PR8755	10	6/8	4-7/16"	4-5/16"	N/A	9-3/16"	3/8"	RSP
PR8755	10	8/0	4-7/16"	4-5/16"	N/A	9-3/16"	3/8"	RSP
PR8755FR 1-3/4"	27	6/8	4-7/16"	4-5/16"	N/A	9-3/16"	13/16"	RSP
PR8755FR 1-3/4"	27	8/0	4-7/16"	4-5/16"	N/A	9-3/16"	13/16"	RSP
PR8760	9	6/8	4-7/16"	4-5/16"	N/A	9-3/16"	3/8"	RSP
PR8760	9	8/0	4-7/16"	4-5/16"	N/A	9-3/16"	3/8"	RSP
PR8760FR 1-3/4"	27	6/8	4-7/16"	4-5/16"	N/A	9-3/16"	13/16"	RSP
PR8760FR 1-3/4"	27	8/0	4-7/16"	4-5/16"	N/A	9-3/16"	13/16"	RSP
PR8762	9	6/8	4-7/16"	4-5/16"	N/A	9-3/16"	3/8"	RSP
PR8762	9	8/0	4-7/16"	4-5/16"	N/A	9-3/16"	3/8"	RSP
PR8782	9	6/8	4-7/16"	4-5/16"	7-7/16"	9-3/16"	3/8"	RSP
PR8782	9	7/0	4-7/16"	6-1/8"	7-7/16"	10-11/16"	3/8"	RSP
PR8782	9	8/0	4-7/16"	4-5/16"	7-7/16"	9-3/16"	3/8"	RSP
PR8782 1-3/4"	9	6/8	4-7/16"	4-5/16"	7-7/16"	9-3/16"	3/8"	RSP
PR8782 1-3/4"	9	7/0	4-7/16"	6-1/8"	7-7/16"	10-11/16"	3/8"	RSP
PR8782 1-3/4"	9	8/0	4-7/16"	4-5/16"	7-7/16"	9-3/16"	3/8"	RSP
PR8782 1-3/4"	11	6/8	4-7/16"	4-5/16"	7-7/16"	9-3/16"	5/8"	RSP
PR8782 1-3/4"	11	7/0	4-7/16"	4-5/16"	7-7/16"	9-3/16"	5/8"	RSP
PR8782 1-3/4"	11	8/0	4-7/16"	4-5/16"	7-7/16"	9-3/16"	5/8"	RSP
PR8782FR 1-3/4"	26	6/8	4-7/16"	4-5/16"	7-7/16"	9-3/16"	13/16"	RSP
PR8782FR 1-3/4"	26	7/0	4-7/16"	4-5/16"	7-7/16"	9-3/16"	13/16"	RSP
PR8782FR 1-3/4"	26	8/0	4-7/16"	4-5/16"	7-7/16"	9-3/16"	13/16"	RSP
PRF2302	21	6/8	N/A	N/A	N/A	N/A	N/A	RSP
PRF2302 1-3/4"	21	6/8	N/A	N/A	N/A	N/A	N/A	RSP
PRF2302 1-3/4"	21	7/0	N/A	N/A	N/A	N/A	N/A	RSP
PRF2302 1-3/4"	21	8/0	N/A	N/A	N/A	N/A	N/A	RSP
PRF2310	21	6/8	N/A	N/A	N/A	N/A	N/A	RSP
PRF2310 1-3/4"	21	6/8	N/A	N/A	N/A	N/A	N/A	RSP
PRF2310 1-3/4"	21	7/0	N/A	N/A	N/A	N/A	N/A	RSP
PRF2310 1-3/4"	21	8/0	N/A	N/A	N/A	N/A	N/A	RSP
PRF2315	21	6/8	N/A	N/A	N/A	N/A	N/A	RSP
PRF2315 1-3/4"	21	6/8	N/A	N/A	N/A	N/A	N/A	RSP
PRF2315 1-3/4"	21	7/0	N/A	N/A	N/A	N/A	N/A	RSP
PRF2315 1-3/4"	21	8/0	N/A	N/A	N/A	N/A	N/A	RSP
PRN730FJ BIFOLD	17	6/8	1-1/4"	3-3/16"	3-5/16"	3"	N/A	RSP
PRN732FJ BIFOLD	17	6/8	1-1/4"	3-3/16"	3-5/16"	3"	N/A	RSP
PRT001 TRANSOM	23	1/0	4-1/2"	2-13/16"	N/A	2-13/16"	N/A	RSP
PRT003 TRANSOM	23	1/0	4-1/2"	2-13/16"	N/A	2-13/16"	N/A	RSP
PRT004 TRANSOM	23	1/0	4-1/2"	2-13/16"	N/A	2-13/16"	N/A	RSP
PRT005 TRANSOM	23	1/0	4-1/2"	2-13/16"	N/A	2-13/16"	N/A	RSP



Visit the Reeb® Learning Center for education on choosing the proper door unit, new products, and what product options are available.

Visit the Reeb Learning Center at [learn.reeb.com](https://learn.reeb.com)



A learning center for everything door related.



## Online Primed Interior Stile & Rail Catalog

View product warranties, care and finishing instructions for the following companies at [reeb.com/catalogs/](https://reeb.com/catalogs/)





## Warranty Information

View product warranties at [reeb.com/catalogs/](https://reeb.com/catalogs/)




 **Bethlehem, PA**  
1000 Maloney Cir.  
Bethlehem, PA 18015  
(800) 862-8622 voice  
(800) 772-7332 fax

 **Barclay, MD**  
1315 Goldsboro Rd.  
Barclay, MD 21607  
(800) 825-8331 voice  
(800) 331-9387 fax

 **Mocksville, NC**  
346 Bethel Church Rd.  
Mocksville, NC 27028  
(800) 642-0886 voice  
(800) 618-0620 fax

 **Providence, RI**  
19 Business Park Dr.  
Smithfield, RI 02917  
(800) 343-5703 voice  
(800) 388-5979 fax

 **Syracuse, NY**  
7475 Henry Clay Blvd.  
Liverpool, NY 13088  
(800) 422-5224 voice  
(800) 531-7332 fax



PART# REEBPSR19V2

VERSION 2.0.0