

DESIGN GUIDE 2022

CLASSIC®  
— COLLECTION —



MERRILLAT CABINETRY



PLAY VIDEO

Portrait in Cotton and Nightfall  
Cover: Seneca Ridge in Graphite  
and Cotton





MERILLAT CABINETRY

## TIMELESS DESIGN BUILT FOR TODAY

How do we carry on the Merillat® legacy? By striving to not only bring you cabinetry built to last, but also the on-trend styles you're looking for. From dependable, durable performance to smart, sensible storage solutions, the Merillat Classic® Collection delivers timeless design you and your family will love.

---

### CONTENTS

#### *Dream*

- > Inspiration

#### *Design*

- > Deciding on what's important

#### *Decide*

- > Wood type
- > Door type
- > Paint color
- > Door styles, laminate and thermofoil
- > Door styles, glass
- > Finish type
- > Stain color
- > Door styles, wood
- > Storage options

#### *Deliver*

- > Your dream kitchen delivered and installed



**Click these icons for additional information  
throughout this brochure.**

# YOUR KITCHEN RENOVATION



*Step 1:*



## DREAM

When first looking for a new kitchen or bath, anything's possible. Our designers can help you combine design needs with style desires to capture your dream.



*Step 2:*



## DESIGN

Once you've achieved a vision, it's time to start making it a reality. We'll show you how you can transform your tastes from concept to creation.




*Step 3:*



## DECIDE

Which wood species? Door style? Colors? Accessories? There are no wrong answers. Make your selections and see your design come together at [Merillat.com](https://Merillat.com).



*Step 4:*



## DELIVER

Once you've made your selections, your designer and the Merillat® cabinetry team will continue to assist you from preparation to delivery, installation to support.

PROJECT PLANNER





Avenue Mist  
Tolani Natural





*Step 1:*

**DREAM**

Imagine the possibilities, gather inspiration, and form your vision.

“ The kitchen is the hardest working room in your home, make it a space you want to be in. Choose your favorite things, don't be afraid to use color, mix and match materials, show your personality—make it your own! – *Gail Henning, Designer, Merillat® Cabinetry* ”




**Glenrock  
Boardwalk and Nightfall**



## *Inspiration. Everywhere.*



**DREAM** — there are no rules. Look everywhere. Take pictures. Tear out magazine pages. Browse online. Then collect your ideas in a way you can share with your designer.

**FAVORITE** — Use the ‘favorite’ function within this brochure. Email your ideas to your design professional. They will help tie all the pieces together.



## *Dream with us.*

To dream in Merrillat cabinetry, see the curated moodboards at [merrilat.com](http://merrilat.com) or view our Instagram page featuring rooms in every style and finish.





*Step 2:*

## DESIGN

Bring your dream to life.




See how Merillat® Designer Tracy Johnson worked with a couple to fulfill their vision.

### HE WANTS

1. Clean Look
2. Dark Color
3. Modern Look
4. Texture

### SHE WANTS

1. Clean Look
2. Light Color
3. Traditional Look
4. Smooth Color



**Oak  
Kona Stain**

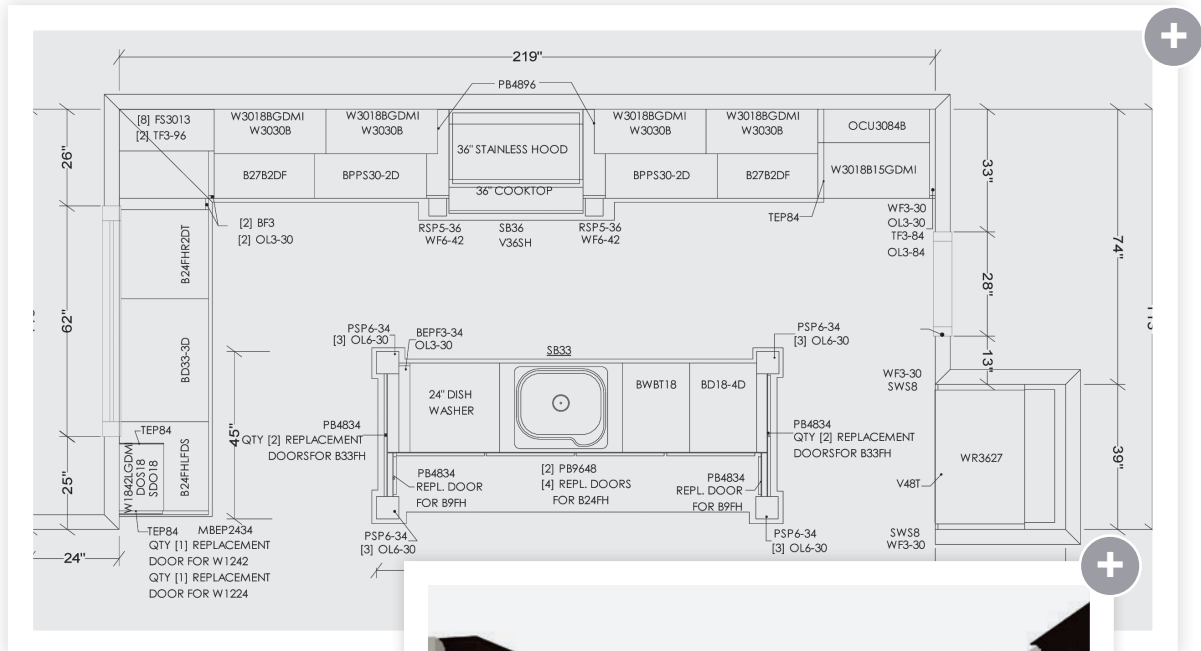


**Ralston  
Cotton**



“We started with their checklist. What she wanted vs. what he wanted. We found commonalities and contrasts. And in the end, we found a beautiful solution.”

– Tracy Johnson, Designer *Merillat® Cabinetry*



“After getting to know their wants, I put it together in a drawing. It starts with a floor plan and evolves into a 3D model they could both react to.”



Merillat Classic® Collection Hardware:  
Keene Collection – Black Bronze Pull & Knob

BROWSE OUR  
HARDWARE BROCHURE





### Step 3:

## DECIDE

Pinpoint your preferences, and make the choices that make the space your own.

### Wood Type.



CLICK CHIP TO SEE TOP SELLING DOOR STYLES



#### Maple (M)

Maple is a popular choice featuring a fine uniform grain that takes a color quite well. Maple is versatile and available in nearly every color combination. A very consistent wood type.




#### Oak (O)

Oak is a heavy, hard wood, and has a medium-fine, noticeable grain. It gives you dramatic lines that play quite differently off of each color.



#### Cherry (C)

Cherry is moderately hard and heavy, and has a fine-to-medium uniform grain. Cherry is commonly thought of as a deep color, but is quite different depending upon your choice of stain. Expect variations.




#### Hickory (H)

Hickory is a very heavy, hard wood, and has a grain with quite a bit of variance. This creates a design element in and of itself, taking on colors in unique ways.



## *Finish Type.*



### **Paint (P)**

Offering eye-catching colors that express your style and consistent coverage of wood grain, knotholes, and more, paint is a great option for achieving a sleek, uniform look. When paint is selected, the drawer front, door stiles, door rails and/or door center panel may be constructed of a paint-grade substrate, a material that helps provide resistance to warping, expansion and contraction.



### **Stain (S)**

Stains allow the natural beauty of wood to show. Each wood species has its own unique grain variation and can have a dramatically different look when stain is applied and brush-wiped. The amount of grain and natural beauty marks of wood will vary by species.



CLICK TO LEARN MORE ABOUT  
WOOD TYPE AND FINISH OPTIONS



## Step 3: DECIDE

Pinpoint your preferences, and make the choices that make the space your own.

### *Door Type.*



CLICK CHIP TO SEE DOOR STYLES



#### **Partial Overlay (P0)**

Overlay is the amount of face frame covered by the door and drawer. The reveal on partial overlay cabinets is typically 1 inch. A partial overlay creates a traditional look and is typically less expensive.



#### **Full Overlay (F0)**

An overlay that covers most of the face frame, giving prominence to the door and drawer design. A full overlay creates a more custom and clean look.




#### **Recessed Center Panel**

The center goes inward. Recessed panel designs offer an understated elegance to your cabinetry.



#### **Raised Center Panel**

The center panel is raised. It provides design dimension and interest.



#### **Slab Panel**

A flat panel with no variance in the center. It provides a clean, modern look that dares to be simple.





Portrait  
Nightfall and Mist






# COLORS

Cabinet colors can help define your style and goals. Merillat's® timeless palette offers a look that lasts, adding value to your home for years.

## *Stain*



CLICK CHIP TO SEE TOP SELLERS



---

## *Stain with Highlight*



CLICK CHIP TO SEE FULL DOOR STYLE







Glenrock  
Steel Grey



# COLORS



Cabinet colors can help define your style and goals. Merillat's® timeless palette offers a look that lasts, adding value to your home for years.



Tolani  
Graphite

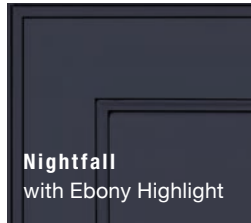

Paint

 CLICK CHIP TO SEE TOP SELLERS



Paint with Highlight

 CLICK CHIP TO SEE FULL DOOR STYLE



# COLORS



Portrait  
Cotton





# COLORS



Marlin  
Dusk and Cotton







# DOOR STYLES



CLICK DOOR TO SEE TOP SELLERS



**Fusion** (M) (FO)



**Portrait** (M,O,C) (FO)



**Portrait\*** (M,C) (FO)



**Tolani\*\*** (M,O,C) (FO)



**Tolani\*** (M,O,C) (FO)



**Spring Valley** (M, O, C, H) (PO)

Maple (M)    Cherry (C)    FO = Full Overlay  
Oak (O)    Hickory (H)    PO = Partial Overlay

\*Optional 5-piece drawer front shown

Raised panels, beveled edges, or mitered touches—whether refined or indulgent, the right door style can take your project to the next level. To see your favorite door style in additional colors, go to [Merillat.com](https://Merillat.com).



**Marlin** (M) (PO)



**Marlin\*** (M) (PO)



**Glenrock** (M) (FO)



**Glenrock\*** (M) (FO)



**Ralston** (M,C) (FO)



**Ralston\*** (M,C) (FO)

Maple (M)    Cherry (C)    FO = Full Overlay  
Oak (O)     Hickory (H)    PO = Partial Overlay

\*Optional 5-piece drawer front shown

# DOOR STYLES



CLICK DOOR TO SEE TOP SELLERS



**Rowan** (M,C) (FO)



**Rowan\*** (M,C) (FO)



**Seneca Ridge** (M,O,C) (PO)



**Somerton Hill** (M,C) (FO)



**Sutton Cliffs** (M, O, C, H) (PO)



**Glen Arbor** (M,O,C) (PO)

Maple (M)    Cherry (C)    FO = Full Overlay  
Oak (O)    Hickory (H)    PO = Partial Overlay

\*Optional 5-piece drawer front shown



Raised panels, beveled edges, or mitered touches—whether refined or indulgent, the right door style can take your project to the next level. To see your favorite door style in additional colors, go to [Merillat.com](https://Merillat.com).



**Fox Harbor** (M,C) (FO)



**Fox Harbor\*** (M,C) (FO)



**LaBelle** (M,C) (FO)



**Avenue** (M,C) (FO)



**Avenue\*** (M,C) (FO)

Maple (M)    Cherry (C)    FO = Full Overlay  
Oak (O)    Hickory (H)    PO = Partial Overlay

\*Optional 5-piece drawer front shown  
\*\*Optional 3-piece drawer front shown



# DOOR STYLES



Vance  
Grey and White

Simple and durable, laminate and thermofoil cabinets are easy to clean and ideal for active environments. Take a look at the options for your busiest spaces at [Merillat.com](https://www.merillat.com).

## *Laminate*



Laminate (L) is a thermo-plastic polymer wrap that is applied to engineered wood or medium density fiberboard wood (MDF). This cabinetry gives you a uniform appearance.

---

## *Textured Laminate*



Textured Laminate (TL) is a plastic-based product that has proven to be highly durable. This cabinetry gives you a consistent appearance.




# DOOR STYLES




**Vance** (L) (FO)



**Vance\*** (L) (FO)



**Vance** (L) (FO)



**Vance\*** (L) (FO)



**Lanielle** (TL) (FO)



**Lanielle** (TL) (FO)

(TL) Textured Laminate  
(L) Laminate

FO = Full Overlay  
PO = Partial Overlay

\*Optional 5-piece drawer front shown

FO = Full Overlay  
PO = Partial Overlay

Simple and durable, laminate and thermofoil cabinets are easy to clean and ideal for active environments. Take a look at the options for your busiest spaces at [Merillat.com](https://www.merillat.com).

[CONTENTS](#)



**Lanielle  
Cavern**

# DOOR STYLES

## *Glass Displays*



**Standard Glass**



**Square Mullion**



**Prairie Mullion**



**Arch Mullion**





Customize your look and add dimension to your kitchen with glass display options from Merillat®. Order doors with or without glass and select the best display for your design, at Merillat.com.

◀ CONTENTS



**Fox Harbor Maple Cotton  
with full glass inserts**

# EXTRAS

Are you sure you don't want a pullout wastebasket? What about a cutlery divider? Avoid design regret and accessorize your kitchen. For additional solutions that simplify your life, visit [Merillat.com](http://Merillat.com).

“What's hidden behind all those doors and drawers? A lot. Here, we show you the power of great storage in your home. – Mary Jo Mosiniak, Senior Product Manager, Merillat® Cabinetry”



**Base Swing-out Shelves**



**Single Roll-out Tray**



**Tray Divider Roll-out**



**Base Pull-out**



**Base Wastebasket Top Mount**



**Deluxe Roll-out Trays**



**Message Center**



**Drawer Organizer**



**Base Corner Revolving**



*Ready for Anything:*

## COREGUARD® SINK BASE

The Merillat® innovation team has taken a common problem and created a game-changing solution: the CoreGuard Sink Base Cabinet.

Designed to resist damage from minor leaks, spills and stains, our CoreGuard Sink Base Cabinet allows for simple cleanup, is available with a utility tray option, comes fully assembled, and can be installed just like a standard sink base. Plus, it comes with the same 25-year limited warranty available on all Merillat Classic products.

Learn more about the CoreGuard Sink Base Cabinet at [Merillat.com](https://Merillat.com).



*Cleaner.*



*Stronger.*



*Smarter.*

COREGUARD®  
SINK BASE







## Step 4:

# DELIVER

Prepare for arrival, get ready for installation, and enjoy your new room.

### *Your vision. Ordered.*

- Receive a final design packet or order confirmation from your designer.
- Have you ordered your new countertops? Appliances? Lighting? Backsplash? Flooring? Confirm you have everything you need for your project to go smoothly.




### *Your cabinets. Arrived.*

- Prepare your home for construction – it's almost time!
- Schedule a delivery time with your dealer.
- Make sure you have cleaned out your old cabinets, cleared a path for your new cabinets to arrive and selected a place to store your cabinets prior to installation.
- You will soon have installers and other tradesman working in your home. Make sure your little ones (kids or pets) have a safe place to play.



### *Your kitchen. Installed.*

- Depending on the complexity of your design, it may take a few days or longer to get your cabinets out of the boxes and onto your walls.
- When will they begin? What should you expect? Be sure to gain a full understanding of the process with your professional installer.
- Where will you eat? How will you wash dishes? Will you put your refrigerator in another room or the garage? Prepare to be without your kitchen or bathroom during installation.



*Enjoy your new space —  
it's time to celebrate!*

# YOUR DREAM. OUR PASSION.

[◀ CONTENTS](#)



“ This is when the process becomes all worth it. It is the result of your dream, a great designer, excellent products, a quality installer. The rest is up to you.  
– Mark Van Sickle, Master Craftsman, Merillat® Cabinetry ”


LaBelle  
Shale

# CRAFTED WITH PRIDE

## BUILT TO LAST



### *Durable Standard Construction*



#### **DURABLE FINISH**

Multi-step finishing system provides added value with a protective topcoat to resist scratching and stains.



#### **QUALITY CONSTRUCTION**

Industrial-grade 3/8" thick, engineered wood end panels attached using wood-to-wood glue and staples. Furniture-grade plywood construction upgrade available to meet your project needs.



#### **SOFT-CLOSING DRAWERS**

Full-extension, solid wood dovetail craftsmanship with drawer glides featuring the SoftAction™ design to reduce noise and pinched fingers.



#### **SOFT-CLOSE FUNCTIONALITY**

SoftAction six-way adjustable soft-closing door hinges to help ensure precise alignment and reduced noise for years to come.

For complete warranty details, visit [Merillat.com](http://Merillat.com).



The Merillat® Mission: to build exceptional cabinetry that's as durable as it is beautiful.  
For complete details and additional upgrade information, visit [Merillat.com](https://Merillat.com).

 CONTENTS



Spring Valley  
Chiffon



MERRILLAT CABINETRY

merillat.com

@Merillat



Actual product colors may differ due to variations in screen calibration. For full color accuracy, please visit your Merillat Cabinetry professional. Material dimensions listed may vary slightly from actual dimensions of the product. Construction and assembly methods may vary from what is shown in samples and imagery, but do not affect performance standards of products.



Ralston  
Graphite