

E-SERIES

UNLIMITED POSSIBILITIES
TO CREATE YOUR ORIGINAL





E-SERIES WINDOWS & PATIO DOORS

The inspiration for your home can come from anywhere and with E-Series windows and patio doors from Andersen, you'll find custom colors, unlimited design options and dynamic sizes and shapes to create the home you've always imagined.

Whether you're looking to make a design statement or to simply recreate a classic, E-Series products give you more freedom to use your imagination and create your personal vision of home. And like all Andersen products, they are supported by over 115 years of commitment to quality and service that can only come from one of the most trusted names in the industry. For more information, please visit andersenwindows.com/e-series.



FSB® hardware features clean lines in a satin finish for a thoroughly modern look.



Dark colors and narrow profile options on windows, patio doors and grille options offer a truly contemporary style.



MODERN STYLE MADE EASY

Modern home styles incorporate clean lines, simple forms and open floor plans. They often feature floor-to-ceiling windows or glass doors with narrow profiles to maximize light and bring the outdoors in. Explore our Home Style library to see how E-Series products can help you achieve a modern home style. Visit andersenwindows.com/stylelibrary to learn more.



DO YOU DREAM IN COLOR?

While our large selection of 50 exterior colors covers a lot of ground, inspiration comes in infinite hues. Let us match a paint chip, a photograph or a favorite work of art to bring your dream color into the light of day. Or, choose from a selection of anodized finishes for a rich, lustrous metallic appearance that cannot peel or flake and is not affected by sunlight.*

EXTERIOR COLORS

Colony White	White	Abalone	Balsa White	Canvas	Maple Syrup	Harvest Gold	Prairie Grass	Flagstone	Sandtone
Pebble Tan	Carmel	Terratone	Hot Chocolate	Bourbon	Acorn	Coffee Bean	Cocoa Bean	Sierra Bronze	Dark Bronze
Clay Canyon	Red Rock	Cardinal	Bing Cherry	Fire Engine Red	Cinnamon Toast	Olive	Sage	Billiard Green	Moss
Forest Green	Mallard Green	Spearmint	Aquamarine	Patina	Sky Blue	Country Blue	Blue Denim	Watercolor Blue	Caribbean Blue
Slate	Moody Blue	Stormy Blue	Dove Gray	Harbor Mist	Yorktown Pewter	Smokey Gray	Mystic Gray	Dark Ash	Black

7 ANODIZED FINISHES

Clear Anodized	Champagne	Light Bronze	Medium Bronze	Copper	Dark Bronze	Black



Design your window at
andersenwindows.com/design-tool

CUSTOM EXTERIORS OR 2-, 3- AND 4-TONE EXTERIORS

Choose a custom exterior color to get just the right color for your design. And, with our 2-, 3- and 4-tone color combinations, the sky's the limit. Mix and match up to four of our 50 exterior colors for a combination look that's all your own.



Colony white and black

EXTERIOR TRIM

Choose exterior trim in either a flat casing, brick mould or sill nosing profile to add curb appeal to your home.



2" brick mould and 1 1/2" sill nose, shown on a casement window












*Visit andersenwindows.com/warranty for details. Printing limitations prevent exact color duplication. Please see your Andersen supplier for actual color samples.












A RANGE OF INTERIORS — INCLUDING YOURS

Our distinctive woods add uncommon flair to any room. Each wood species has its own character, grain and staining capabilities so you can select one that makes your windows stand out or one that matches with your interior decor. Our high-quality, factory-applied stains offer you convenience along with beauty. Choose from a variety of wood finishes or select one of our painted options. Or for a natural look, select our clear coat option.

INTERIOR WOOD SPECIES

										
Pine	Maple	Vertical Grain Douglas Fir	Oak	Mahogany*	Alder	Mixed Grain Douglas Fir	Hickory	Cherry	White Oak	Walnut

FACTORY-FINISHED INTERIORS

								
Clear Coat	Wheat	Autumn Oak	Golden Hickory	Honey	Cinnamon	Mocha	Russet	Espresso

All interior finish options are shown on pine. Naturally occurring variations in grain, color and texture of wood make each window one of a kind.

INTERIOR PAINTED OPTIONS

						
White	Birch Bark	Primed (for paint)	Canvas	Sandtone	Terratone	Forest Green
						
Dark Bronze**	Dove Gray	Prairie Grass	Red Rock	Cocoa Bean	Black**	Anodized Silver†

Available on pine.

CUSTOM INTERIORS

Need an exotic wood species to complete your home or a special finish for just the right look or to match existing woodwork? We offer custom wood species and custom stain, paint or color matching for just the right finish to your design.

*Actual wood species is either Sapele or Sipo, both non-endangered species grown in Africa, with color and characteristics similar to Central American mahoganies.

**Dark bronze and black also available on maple.

†Anodized silver is available on maple only.

Printing limitations prevent exact replication of colors and finishes. Please see your Andersen supplier for actual color and finish samples.



DESIGN VERSATILITY

Extruded aluminum’s strength and versatility allow us to offer beautiful made-to-order design solutions for practically any combination of shapes and styles you can imagine. And because our exterior frame, sash and trim components utilize extruded aluminum, our products feature clean, architecturally accurate lines and details to complement your home’s style.

ENERGY-SAVING GLASS

We have the glass you need to get the performance you want, including a variety of Low-E4® glass options to help control heating and cooling costs in any climate.

LOW-MAINTENANCE EXTERIORS

Baked-on silicone polyester enamel exteriors offer virtually maintenance-free performance and durability. They’re warranted for 10 years against chalking and color change and for 20 years against cracking, checking, peeling, flaking, blistering and loss of adhesion.*

BUILT STRONG

E-Series windows and patio doors are made with heavy-gauge, extruded aluminum-clad wood sash and frames. Our thick cladding offers greater structural capabilities than thinner, roll-form aluminum, while providing a superior exterior finish that resists the elements of inclement weather, abrasion and impact.

BUILT FOR YEARS TO COME*

Most other window and patio door warranties end when a home is sold, but our coverage — 20 years on glass, 10 years on non-glass parts — transfers from each owner to the next. And because it is not prorated, the coverage offers full benefits, year after year, owner after owner.* So it adds real value when you decide to sell your home.

OWNER2OWNER
LIMITED WARRANTY

*Visit andersenwindows.com/warranty for details.

BEST-IN-CLASS GLASS

Glass can affect energy efficiency more than any other part of a window or patio door — and not all glass performs the same. Some types of glass do a better job at insulating your home. Others provide greater clarity. You can even choose glass to filter out specific kinds of light. Andersen offers one of the industry’s widest arrays of glass options, enabling you to find the right choice for your climate and your home. Choose from these High-Performance glass options.

GLASS		ENERGY		LIGHT	
		U-Factor How well a product prevents heat from escaping.	Solar Heat Gain Coefficient How well a product blocks heat caused by sunlight.	Visible Light Transmittance How much visible light comes through a product.	UV Protection How well a product blocks ultraviolet rays.
SmartSun™	Thermal control similar to tinted glass, with visible light transmittance similar to Low-E glass.	● ● ● ○	● ● ● ●	● ● ● ○	● ● ● ●
SmartSun with HeatLock® Coating	Applied to the room-side surface, it reflects heat back into the home and improves U-Factor values.	● ● ● ●	● ● ● ●	● ● ● ○	● ● ● ●
Low-E	Outstanding overall performance for climates where both heating and cooling costs are a concern.	● ● ● ○	● ● ● ○	● ● ● ○	● ● ● ○
Low-E with HeatLock Coating	Applied to the room-side surface, it reflects heat back into the home and improves U-Factor values.	● ● ● ●	● ● ● ○	● ● ● ○	● ● ● ○
Sun*	Outstanding thermal control in southern climates where less solar heat gain is desired.	● ● ● ○	● ● ● ●	● ○ ○ ○	● ● ● ○
PassiveSun®	Ideal for northern, passive solar construction applications where solar heat gain is desired.	● ● ● ○	● ○ ○ ○	● ● ● ●	● ● ○ ○
PassiveSun with HeatLock Coating	Applied to the room-side surface, it reflects heat back into the home and improves U-Factor values.	● ● ● ●	● ○ ○ ○	● ● ● ●	● ● ○ ○
Triple-Pane** with Low-E coatings on two surfaces	Three panes of glass combine with either argon gas blend or Low-E coatings to provide enhanced energy performance.	● ● ● ●	● ● ● ○	● ● ● ○	● ● ● ●
Clear Dual-Pane	High visibility with basic thermal performance.	● ○ ○ ○	○ ○ ○ ○	● ● ● ●	○ ○ ○ ○

Center of glass performance only. Ratings based on glass options as of June 2023. Visit andersenwindows.com/energystar for ENERGY STAR® map and NFRC total unit performance data.

HEATLOCK® TECHNOLOGY


Our HeatLock coating can increase the energy efficiency of any E-Series window or patio door with Low-E4 or SmartSun glass. Applied to the room-side glass surface, it reflects heat back into the home for improved performance.

SPECIALTY GLASS

Select from our decorative glass collections or combine beveled, frosted, grooved, colored or textured glass with three coming options to create your own design. Specialty glass includes tinted glass, spandrel glass and Mapes panels as well as rain, reeded, satin etch and obscure glass options.

GLASS SPACER OPTIONS

Choose from stainless steel, black or white glass spacers to create a customized look. Add full divided light grilles and the grille spacer bar between the glass will match the selected glass spacer color.



STORMWATCH® PATIO DOORS

Andersen® E-Series patio doors are available with impact-resistant glass and structural upgrades to meet the tough building codes of hurricane-prone coastal areas. Visit andersenwindows.com/coastal for more information and see your local building code official for specific requirements in your area.



For more details on glass options, visit andersenwindows.com/glass.



DESIGNER HARDWARE* FOR HINGED DOORS **NEW!**

Our designer hardware collections are carefully curated from today’s leading hardware brands. They have a luxurious look and substantial feel that can match perfectly with other hardware and accessories throughout the home. Available on Andersen® hinged, entry, and folding doors.



2 plate styles
10 finish options
7 handle designs



ATLAS
Dark Bronze
Dark Oil Rubbed
Flat Black
Matte Black
Natural Bronze
Polished Chrome
Polished Nickel
Satin Nickel
White Bronze
White Medium

Urban Plate



ALESSA
Dark Bronze
Dark Oil Rubbed
Flat Black
Matte Black
Natural Bronze
Polished Chrome
Polished Nickel
Satin Nickel
White Bronze
White Medium

Urban Plate



CHURCHILL
Dark Bronze
Dark Oil Rubbed
Flat Black
Matte Black
Natural Bronze
Polished Chrome
Polished Nickel
Satin Nickel
White Bronze
White Medium

Traditional Plate



ALEXIS
Dark Bronze
Dark Oil Rubbed
Flat Black
Matte Black
Natural Bronze
Polished Chrome
Polished Nickel
Satin Nickel
White Bronze
White Medium

Urban Plate



EMPIRE
Dark Bronze
Dark Oil Rubbed
Flat Black
Matte Black
Natural Bronze
Polished Chrome
Polished Nickel
Satin Nickel
White Bronze
White Medium

Traditional Plate



APOLLO
Dark Bronze
Dark Oil Rubbed
Flat Black
Matte Black
Natural Bronze
Polished Chrome
Polished Nickel
Satin Nickel
White Bronze
White Medium

Urban Plate



MERIDIAN
Dark Bronze
Dark Oil Rubbed
Flat Black
Matte Black
Natural Bronze
Polished Chrome
Polished Nickel
Satin Nickel
White Bronze
White Medium

Urban Plate

BALDWIN

1 plate style
5 finish options
6 handle designs



5173
Non-Lacquered Brass
Oil Rubbed Bronze
Satin Black
Satin Brass
Satin Nickel



5455V
Non-Lacquered Brass
Oil Rubbed Bronze
Satin Black
Satin Brass
Satin Nickel



5485V
Non-Lacquered Brass
Oil Rubbed Bronze
Satin Black
Satin Brass
Satin Nickel

Bold name denotes finish shown.

*Hardware is sold separately and options vary by product.
Some finishes are “living finishes” that will change with time and use, see limited warranty for details.
Printing limitations prevent exact replication of finishes. See your Andersen supplier for actual finish samples.
Ashley Norton Inc. manufactures and supports the limited warranty for Ashley Norton hardware.
Baldwin Hardware manufactures and supports the limited warranty for Baldwin Estate hardware.

FSB®

1 plate style
2 finish options
4 handle designs



1035
Satin Stainless Steel
Black Anodized Aluminum



1075
Satin Stainless Steel
Black Anodized Aluminum



1076
Satin Stainless Steel
Black Anodized Aluminum



1102
Satin Stainless Steel
(only available in Stainless Steel)



1 plate style
3 finish options
1 handle design



Black
Satin Nickel
White

Exterior handle shown

ANDERSEN HARDWARE* FOR DOORS

Andersen hardware options Yuma®, Encino®, Newbury®, and Anvers® each feature solid drop-forged brass for added strength, while Albany and Tribeca® hardware options are made of zinc die-cast with durable powder-coated finishes.



YUMA®
Distressed Bronze
Distressed Nickel

Hinged



ENCINO®
Distressed Bronze
Distressed Nickel

Hinged



NEWBURY®
Antique Brass
Bright Brass
Oil Rubbed Bronze
Satin Nickel

Hinged



ANVERS®
Bright Brass
Oil Rubbed Bronze
Satin Nickel

Hinged



ALBANY
Black
Stone
White

Hinged



TRIBECA®
Black
Stone
White

Hinged



SCAN TO

LEARN MORE

EXPLORE ALL STYLES
andersenwindows.com/doorhardware

Bold name denotes finish shown.

*Hardware is sold separately and options vary by product.
Some finishes are “living finishes” that will change with time and use, see limited warranty for details.
Printing limitations prevent exact replication of finishes. See your Andersen supplier for actual finish samples.
Yale manufactures and supports the limited warranty for Yale Assure Lock for Andersen patio doors.
All trademarks where denoted are marks of their respective owners.

DETAILS THAT MAKE AN IMPACT

E-Series window hardware* offers you the styles and finishes to enhance or complement any home’s décor and style.

Casement & Awning



Operator Handle & Cover

Antique Brass | Black | Bright Brass | Bronze
Brushed Chrome | Gold | Oil Rubbed Bronze
Pewter | Polished Chrome | White

French Casement



Operator Handle & Cover



Sash Lock

Antique Brass | **Black**
Bright Brass | Bronze
Brushed Chrome
Polished Chrome | White

Double-Hung



Sash Lift



Lock

Antique Brass | Black | Bright Brass | Bronze | Brushed Chrome
Gold | Oil Rubbed Bronze | **Pewter** | Polished Chrome | White

Gliding Windows

Antique Brass | **Black**
Bright Brass | Bronze
Brushed Chrome | Gold
Oil Rubbed Bronze
Pewter | Polished Chrome
White



Lock

Antique Brass
Black | Bronze
Brushed Chrome
Oil Rubbed Bronze
White



Slim Line Sash Pull

Bold name denotes finish shown.

HARDWARE FINISHES



Antique Brass | Black | Bright Brass | Brushed Chrome | Bronze | Gold | Oil Rubbed Bronze | Pewter | Polished Chrome | White

BETWEEN-THE-GLASS BLINDS & SHADES

Privacy options you simply have to see. E-Series blinds or shades between the glass provide the ultimate in practicality for your home. Our systems not only protect the blinds or shades, they also greatly reduce your cleaning time. Which means with Andersen, you have both privacy and convenience at your fingertips.



System 3 Shades

System 3 Blinds

BLINDS-BETWEEN-THE-GLASS

Blinds-between-the-glass can be added to many of our patio doors and rectangular picture windows. The blinds are placed between two panes of glass, available in three popular colors and can tilt, raise or lower* conveniently with a single control cord.



Control Cord

Blinds



Almond | Tan | White

Blinds



Almond | Tan | White

Shades



Almond | Pearl | Vanilla | Winter White

Control Knobs



Bronze | White | Black | Gold

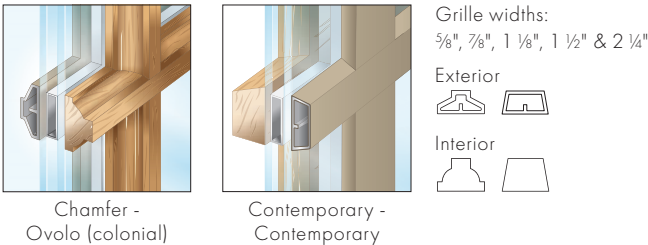
*Not all sizes of blinds-between-the-glass are retractable.
Printing limitations prevent exact color duplication. Please see your Andersen supplier for actual color samples.

ARCHITECTURALLY AUTHENTIC GRILLES

We offer a variety of grille styles and patterns to choose from, or design your own with varying lines, curves and shapes.

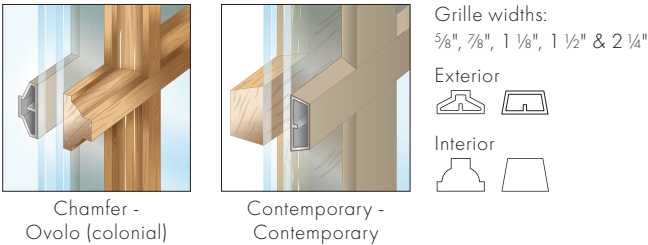
FULL DIVIDED LIGHT

Features permanent interior and exterior grilles with grille spacer bars between two panes of insulating glass. A traditional divided light look with modern energy efficiency.



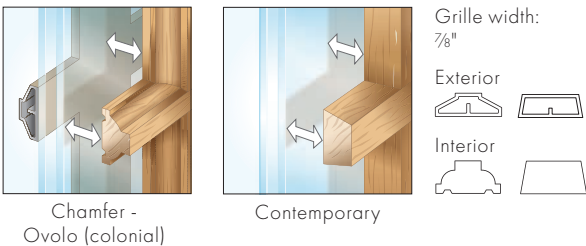
SIMULATED DIVIDED LIGHT

An economical solution featuring permanent interior and exterior grilles without grille spacer bars.



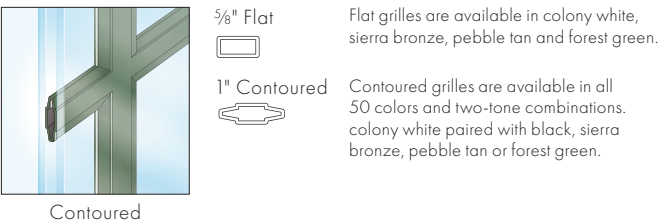
REMOVABLE INTERIOR WOOD GRILLES

Removable interior wood grilles. Available with optional surround and an optional permanent exterior grille, shown to left below.



FINELIGHT™ GRILLES-BETWEEN-THE-GLASS

Aluminum grilles conveniently placed between two panes of glass for easy cleaning inside and out.



SCREEN OUT THE INSECTS, NOT THE VIEW

E-Series insect screens let the beauty of the outdoors in, while keeping even small insects out. Choose from a wide selection of insect screen styles, including options that blend seamlessly with your window.

TRUSCENE® INSECT SCREENS*

TruScene insect screens for windows are made with micro-fine stainless steel mesh that offers 50% greater clarity than our conventional aluminum mesh insect screens. TruScene insect screens let in 25% more fresh air;† all while keeping out unwanted small insects.

WOOD VENEER INSECT SCREENS

For a clean appearance, E-Series interior window insect screens can feature a wood veneer to blend into your window.

RETRACTABLE INSECT SCREENS FOR WINDOWS AND PATIO DOORS

Retractable insect screens for casement and awning windows offer a sleek addition to any home. In place, the insect screen keeps insects out. When retracted, it provides a beautiful clear view.

For patio doors†, retractable insect screens are built with an innovative color-matched housing that hides the insect screen when not in use. It's there when you need it and gone when you don't.



Retractable insect screen for casement and awning windows.

*TruScene wood-veneered insect screens utilize a different frame profile than other E-Series wood-veneered insect screens.

**TruScene insect screens let in over 25% more fresh air than standard Andersen fiberglass insect screens.

†Retractable insect screens are available on hinged inswing, hinged outswing and gliding patio doors. See your Andersen supplier for details.





THE ENVIRONMENT HAS A BUSINESS PARTNER

Respect for the environment is nothing new at Andersen. For more than a century, it's been part of who we are. Our commitment to recycle and reclaim materials began simply because it was good business. Now it's part of our broader commitment to sustainability and responsible stewardship of all our resources. Andersen is committed to providing you with long-lasting,* energy-efficient windows and doors. Visit andersenwindows.com/sustainability for more information.



Andersen makes windows and doors with options that make them ENERGY STAR® certified throughout the U.S.



Andersen is a charter member of the **U.S. Green Building Council** and a strong supporter of its LEED® (Leadership in Energy and Environmental Design) National Green Building Standard rating system.



*Visit andersenwindows.com/warranty for details.

All trademarks where denoted are marks of their respective owners.
©2023 Andersen Corporation. All rights reserved. 10/23 Part #9066670