

A-SERIES

ARCHITECTURAL AUTHENTICITY,
UNPARALLELED PERFORMANCE





A-SERIES WINDOWS & PATIO DOORS

Designed in conjunction with leading architects to provide authentic architectural style, A-Series windows and patio doors offer all of the options you need to easily create the look you've been dreaming of. Beyond delivering the style you want, A-Series products are the best performing, most energy-efficient windows and patio doors Andersen offers for true peace of mind.

It has never been so easy to dream, easy to understand your options and easy to select the products that fit not just your home, but also your vision. And like all Andersen products, they are supported by over 115 years of commitment to quality and service that can only come from one of the most trusted names in the industry. For more information, visit andersenwindows.com/a-series.



Flat casing with
cornice head, color:
White

Frame exterior color:
Black

Sash exterior color:
Black

ARCHITECTURAL STYLE MADE EASY

The Andersen Home Style Library is an industry-leading, innovative approach based on the style of home you want to create rather than a type of window or door. The result is a series of windows and doors carefully designed with authentic architectural style in mind. Visit andersenwindows.com/stylelibrary to learn more.



BUILT FOR YEARS TO COME*

A-Series windows and doors are built strong to last long*. We use the right materials in the right places, including solid wood, fiberglass and our own Fibrex® composite material. These give A-Series products superior strength, stability and long-term beauty.

NEVER NEEDS PAINTING

Exteriors won't flake, rot, blister, peel, pit or corrode*, so they're virtually maintenance free. Plus, they hold their original vibrant colors*.

RIGOROUSLY TESTED

A-Series products have been exposed to extremes, going from temperatures duplicating the cold of Alaska winters to the heat of Death Valley summers, three times a day, day after day. They came through it all beautifully.

KEEPS THE WEATHER OUT

With their weather-resistant seals, A-Series windows and doors can stand up to eight inches of rain per hour and hurricane-force winds**. Double-hung windows feature a dual-bulb seal, and casement windows use "refrigerator" style gaskets to help keep air and water out.

QUALITY SO SOLID, THE WARRANTY IS TRANSFERABLE*

Most other window and door warranties end when a home is sold, but our coverage — 20 years on glass, 10 years on non-glass parts — transfers from each owner to the next. And because it is not prorated, the coverage offers full benefits, year after year, owner after owner*. So it adds real value when you decide to sell your home.

OWNER2OWNER®
LIMITED WARRANTY

*Visit andersenwindows.com/warranty for details.

**Andersen® A-Series double-hung window tested to AAMA/WDMA/CSA 101/I.S.2 A440-08 & -11 PG50.

A-SERIES WINDOWS

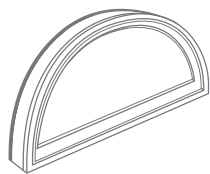
DOUBLE-HUNG WINDOWS

Double-hung windows have two operating sash (glass panels) that move up and down allowing for ventilation on the top, bottom or both. With a tilt-in feature for easy cleaning, these windows are ideal around patios, decks and walkways.



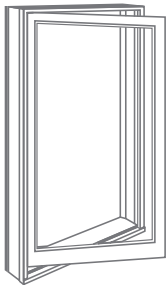
SPECIALTY WINDOWS

Specialty windows are stationary (non-opening) windows characterized by their special shapes, including curves and dramatic angles. They can make a signature statement in your home or provide a delicate lighting accent.




CASEMENT & AWNING WINDOWS

Casement windows are hinged on the side and crank open outward to the left or right allowing for full top to bottom ventilation. Awning windows are hinged on the top and open outward from the bottom, allowing for ventilation and protection from the rain. Both styles can be grouped in stunning combinations for a better view.




VENTING & STATIONARY TRANSOM WINDOWS

Transom windows can be used in window combinations or placed above doors to let in light and fresh air while adding style and curb appeal. Available as a venting window that is hinged at the top and opens outward or as a stationary (non-operating) window.



A-SERIES PATIO DOORS

Choose either a contemporary or traditional panel design on all A-Series gliding and hinged patio doors and sidelights. Contemporary panels feature a narrow bottom profile to let in more light while traditional panels feature a wider bottom profile for a traditional French look.



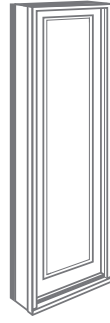
GLIDING PATIO DOORS*

Gliding patio doors have at least one door panel that glides horizontally past another door panel. They fit into tighter spaces than hinged doors because their panels don't interfere with your room or patio.



HINGED PATIO DOORS*

Inswing patio doors open into the interior of your home, saving room for smaller exterior areas such as balconies or patios. Outswing patio doors open outward, giving you more space inside your home. Both doors feature traditional French styling that goes well with any home style.



SIDELIGHTS* & TRANSOMS

Transoms go above a door while sidelights flank one or both sides of the door. Alone or combined, they can turn your doorway into a focal point while letting more natural light into your home's entryway.

*Available in contemporary or traditional panels.

All windows and patio doors are available in custom sizes.



OPTIONS TO FIT ANY HOME

A-Series windows and doors provide you with a wide palette of exterior colors, wood species and interior finishes to help you bring your personality and taste to your home.

EXTERIOR COLORS



Select any combination of colors, shown here, for your exterior frame, sash and trim.

INTERIOR WOOD SPECIES





Design your window at
andersenwindows.com/design-tool

FACTORY-FINISHED INTERIORS



For windows, clear coat is available on all wood species; all other factory finishes are available on pine, maple and oak. For doors, factory finishes are available on pine, maple and oak.

INTERIOR PAINTED OPTIONS



For windows, painted interiors are available on pine and maple. For doors, painted interiors are available on pine. Also available in 11 exterior colors; contact your Andersen supplier. Mix and match up to four interior wood species, stains and/or colors for your window's frame, sash, grilles and extension jambs.

EXTERIOR TRIM

Exterior trim adds a finishing touch to your windows and is often essential in achieving authentic architectural style. To see more trim options and to design your window, visit andersenwindows.com/design-tool.



2" brick mould, shown in canvas



3 1/2" or 4 1/2" flat casing, shown in Sandtone



3 1/2" or 4 1/2" flat casing with extended sill nose, shown in prairie grass

*Actual wood species is either Sapele or Sipo, both non-endangered species grown in Africa, with color and characteristics similar to Central American mahoganies. Interiors are unfinished unless a stain or paint option is specified. Naturally occurring variations in grain, color and texture of wood make each window one of a kind. Printing limitations prevent exact replication of colors and finishes. Please see your Andersen supplier for actual color and finish samples.



DETAILS THAT MAKE AN IMPACT

A-Series hardware* options make sure you have the style needed to enhance or complement the overall design of your home.

STANDARD



Lock & Keeper

Double-Hung



Hand Lift

TRADITIONAL



Bar Lift



Finger Lift

Antique Brass | Black | Bright Brass | Distressed Bronze
Distressed Nickel | Oil Rubbed Bronze | **Satin Nickel** | Stone | White

Casement & Awning

TRADITIONAL FOLDING



Antique Brass | Black | Bright Brass | **Distressed Bronze**
Distressed Nickel | Oil Rubbed Bronze | Satin Nickel | Stone | White

CONTEMPORARY FOLDING



Black | Bright Brass | Oil Rubbed Bronze
Satin Nickel | Stone | White

Bold name denotes finish shown.

HARDWARE FINISHES




Antique
Brass




Black



Bright
Brass



Distressed
Bronze



Distressed
Nickel



Oil Rubbed
Bronze



Satin
Nickel



Stone



White

*Hardware sold separately, except double-hung lock and keeper.

Distressed bronze and oil rubbed bronze are "living" finishes that will change with time and use.
Printing limitations prevent exact finish replication. See your Andersen supplier for actual finish samples.

DESIGNER HARDWARE* FOR HINGED DOORS **NEW!**

Our designer hardware collections are carefully curated from today’s leading hardware brands. They have a luxurious look and substantial feel that can match perfectly with other hardware and accessories throughout the home. Available on Andersen® hinged, entry, and folding doors.



2 plate styles
10 finish options
7 handle designs



Urban Plate

ATLAS
Dark Bronze
Dark Oil Rubbed
Flat Black
Matte Black
Natural Bronze
Polished Chrome
Polished Nickel
Satin Nickel
White Bronze
White Medium



Urban Plate

ALESSA
Dark Bronze
Dark Oil Rubbed
Flat Black
Matte Black
Natural Bronze
Polished Chrome
Polished Nickel
Satin Nickel
White Bronze
White Medium



Urban Plate

ALEXIS
Dark Bronze
Dark Oil Rubbed
Flat Black
Matte Black
Natural Bronze
Polished Chrome
Polished Nickel
Satin Nickel
White Bronze
White Medium



Urban Plate

APOLLO
Dark Bronze
Dark Oil Rubbed
Flat Black
Matte Black
Natural Bronze
Polished Chrome
Polished Nickel
Satin Nickel
White Bronze
White Medium



Traditional Plate

CHURCHILL
Dark Bronze
Dark Oil Rubbed
Flat Black
Matte Black
Natural Bronze
Polished Chrome
Polished Nickel
Satin Nickel
White Bronze
White Medium



Traditional Plate

EMPIRE
Dark Bronze
Dark Oil Rubbed
Flat Black
Matte Black
Natural Bronze
Polished Chrome
Polished Nickel
Satin Nickel
White Bronze
White Medium



Traditional Plate

MERIDIAN
Dark Bronze
Dark Oil Rubbed
Flat Black
Matte Black
Natural Bronze
Polished Chrome
Polished Nickel
Satin Nickel
White Bronze
White Medium

BALDWIN®

1 plate style
5 finish options
6 handle designs



5173
Non-Lacquered Brass
Oil Rubbed Bronze
Satin Black
Satin Brass
Satin Nickel



5162
Non-Lacquered Brass
Oil Rubbed Bronze
Satin Black
Satin Brass
Satin Nickel



5455V
Non-Lacquered Brass
Oil Rubbed Bronze
Satin Black
Satin Brass
Satin Nickel



L021
Non-Lacquered Brass
Oil Rubbed Bronze
Satin Black
Satin Brass
Satin Nickel



5485V
Non-Lacquered Brass
Oil Rubbed Bronze
Satin Black
Satin Brass
Satin Nickel



L023
Non-Lacquered Brass
Oil Rubbed Bronze
Satin Black
Satin Brass
Satin Nickel

Bold name denotes finish shown.

*Hardware is sold separately and options vary by product.
Some finishes are “living finishes” that will change with time and use, see limited warranty for details.
Printing limitations prevent exact replication of finishes. See your Andersen supplier for actual finish samples.
Ashley Norton Inc. manufactures and supports the limited warranty for Ashley Norton hardware.
Baldwin Hardware manufactures and supports the limited warranty for Baldwin Estate hardware.



1 plate style
2 finish options
4 handle designs



1035
Satin Stainless Steel
Black Anodized Aluminum



1075
Satin Stainless Steel
Black Anodized Aluminum



1076
Satin Stainless Steel
Black Anodized Aluminum



1102
Satin Stainless Steel
(only available in Stainless Steel)



1 plate style
3 finish options
1 handle design



Black
Satin Nickel
White

Exterior handle shown

ANDERSEN HARDWARE* FOR DOORS

Andersen hardware options Yuma®, Encino®, Newbury®, and Anvers® each feature solid drop-forged brass for added strength, while Albany and Tribeca® hardware options are made of zinc die-cast with durable powder-coated finishes.



Gliding



Hinged

YUMA®
Distressed Bronze
Distressed Nickel



Gliding



Hinged

ENCINO®
Distressed Bronze
Distressed Nickel



Gliding



Hinged

NEWBURY®
Antique Brass
Bright Brass
Oil Rubbed Bronze
Satin Nickel



Gliding



Hinged

ANVERS®
Bright Brass
Oil Rubbed Bronze
Satin Nickel



Gliding



Hinged

ALBANY
Black
Stone White



Gliding



Hinged

TRIBECA®
Black
Stone
White



FLUSH
Black
Oil Rubbed Bronze
Satin Nickel
White

EXPLORE ALL STYLES
andersenwindows.com/doorhardware



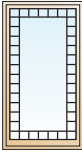
SCAN TO
LEARN MORE

*Hardware is sold separately and options vary by product.
Some finishes are “living finishes” that will change with time and use, see limited warranty for details.
Printing limitations prevent exact replication of finishes. See your Andersen supplier for actual finish samples.
Yale manufactures and supports the limited warranty for Yale Assure Lock for Andersen patio doors.
All trademarks where denoted are marks of their respective owners.


Bold name denotes finish shown.

ARCHITECTURALLY AUTHENTIC GRILLES

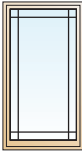
Andersen® A-Series windows and patio doors offer a variety of grille types and grille patterns, making it easy to fit both your style and your home’s. For a signature look, we’ll also work with you to create custom grille designs.



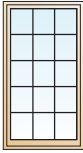
Queen Anne



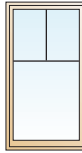
Diamond




Prairie A




Colonial




Tall Fractional



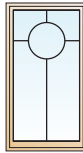
Short Fractional




Simulated Meeting Rail*



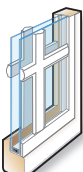
1x4 Specified Equal Light**




Custom



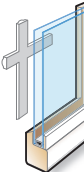
Permanent exterior
Permanent interior
with spacer




Permanent exterior
Permanent interior



Permanent exterior
Removable interior



Removable interior



Finelight™
Grilles-
Between-
the-Glass*

FULL DIVIDED LIGHT

Permanently applied to the interior and exterior of your window with a spacer between the glass.


SIMULATED DIVIDED LIGHT

Permanent grilles on the exterior and interior with no spacer between the glass. We also offer permanent exterior grilles with removable interior grilles.

CONVENIENT CLEANING OPTIONS

Removable interior grilles come off for easy cleaning. Finelight grilles-between-the-glass are installed between the glass panes and feature a contoured 3/4" or 1" profile.

Grille Bar Widths



Our 2 1/4" wide grille can be positioned horizontally across the center of a casement window to simulate the look of a double-hung window.

Contemporary Grilles for Patio Doors **NEW!**




Cross-sections of grilles showing standard widths and profiles.

SCREEN OUT THE INSECTS, NOT THE VIEW

Choose our TruScene® insect screen for a beautifully unobstructed view with A-Series windows. TruScene insect screens provide more than 50% greater clarity than conventional Andersen insect screens and let in 25% more fresh air;** all while keeping out unwanted small insects.

Conventional aluminum insect screens are also available for A-Series windows. A-Series patio doors are available with conventional fiberglass insect screens.



*7/8", 1 1/8" and 2 1/4" not available in Finelight grilles-between-the-glass.

**TruScene insect screens let in over 25% more fresh air than standard Andersen fiberglass insect screens.



BEST-IN-CLASS GLASS

Andersen offers one of the industry’s widest array of glass options, so you’re sure to find the right choice for your climate and your home. Choose from these High-Performance glass options.

GLASS	ENERGY		LIGHT	
	U-Factor How well a product prevents heat from escaping.	Solar Heat Gain Coefficient How well a product blocks heat caused by sunlight.	Visible Light Transmittance How much visible light comes through a product.	UV Protection How well a product blocks ultraviolet rays.
SmartSun™	Thermal control similar to tinted glass, with visible light transmittance similar to Low-E glass.	● ● ● ●	● ● ● ●	● ● ● ● ●
SmartSun with HeatLock® Coating	Applied to the room-side surface, it reflects heat back into the home and improves U-Factor values.	● ● ● ● ●	● ● ● ● ●	● ● ● ● ●
Low-E	Outstanding overall performance for climates where both heating and cooling costs are a concern.	● ● ● ● ●	● ● ● ● ●	● ● ● ● ●
Low-E with HeatLock Coating	Applied to the room-side surface, it reflects heat back into the home and improves U-Factor values.	● ● ● ● ●	● ● ● ● ●	● ● ● ● ●
Sun*	Outstanding thermal control in southern climates where less solar heat gain is desired.	● ● ● ● ●	● ● ● ● ●	● ● ● ● ●
PassiveSun®	Ideal for northern, passive solar construction applications where solar heat gain is desired.	● ● ● ● ●	● ● ● ● ●	● ● ● ● ●
PassiveSun with HeatLock Coating	Applied to the room-side surface, it reflects heat back into the home and improves U-Factor values.	● ● ● ● ●	● ● ● ● ●	● ● ● ● ●
Triple-Pane** with Low-E coatings on two surfaces	Three panes of glass combine with either argon gas blend or Low-E coatings to provide enhanced energy performance.	● ● ● ● ●	● ● ● ● ●	● ● ● ● ●
Clear Dual-Pane	High visibility with basic thermal performance.	● ● ● ● ●	● ● ● ● ●	● ● ● ● ●

Center of glass performance only. Ratings based on glass options as of June 2023. Visit andersenwindows.com/energystar for ENERGY STAR® map and NFRC total unit performance data.

HEATLOCK® TECHNOLOGY

Our HeatLock coating can increase the energy efficiency of any A-Series window or patio door with Low-E4 or SmartSun glass. Applied to the room-side glass surface, it reflects heat back into the home for improved performance.

TRIPLE-PANE GLASS

A-Series products are offered with Triple-Pane glass, our most energy efficient glass to help keep more heat in and cold air out, meaning inside temperature is less affected by temperatures outdoors.

For more details on glass options, visit andersenwindows.com/glass.



ADDITIONAL GLASS OPTIONS

Tempered safety glass, standard on patio doors and required by code for larger window sizes.*

Laminated glass for added strength, enhanced security and sound control.

Patterned glass lets in light while obscuring vision and adds a unique, decorative touch.



Cascade and Reed patterns can be ordered with either a vertical or horizontal orientation.

GLASS SPACER OPTIONS

Choose from stainless steel, black or white glass spacers to create a customized look. Add full divided light grilles and the grille spacer bar between the glass will match the selected glass spacer color.



STORMWATCH® PROTECTION

Most Andersen A-Series windows are available with impact-resistant glass and structural upgrades to meet the tough building codes of hurricane-prone coastal areas. See your local code official for specific requirements.



*See your local code official for code requirements in your area.



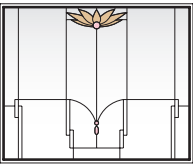
BLINDS-BETWEEN-THE-GLASS

Blinds-between-the-glass offer privacy and convenience and are available on select A-Series gliding and hinged patio doors.

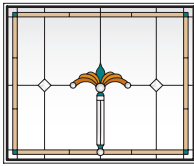


BETWEEN-THE-GLASS ART GLASS

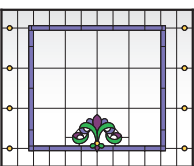
Available on most A-Series products, these finely crafted inserts are between the glass, which places the decorative panel between the glass panes, providing superior protection for the art glass and making it easy to keep clean. Available in our Historic and Classic series to complement any home’s architecture. Visit andersenwindows.com/artglass to see all available patterns and contact your Andersen supplier for availability.



Lotus



Regency



Victoria



THE ENVIRONMENT HAS A BUSINESS PARTNER

Respect for the environment is nothing new at Andersen. For more than a century, it's been part of who we are. Our commitment to recycle and reclaim materials began simply because it was good business. Now it's part of our broader commitment to sustainability and responsible stewardship of all our resources. Andersen is committed to providing you with long-lasting*, energy-efficient windows and doors. Visit andersenwindows.com/sustainability for more information.



Andersen makes windows and doors with options that make them ENERGY STAR® certified throughout the U.S.



Andersen is a charter member of the **U.S. Green Building Council** and a strong supporter of its LEED® (Leadership in Energy and Environmental Design) National Green Building Standard rating system.



*Visit andersenwindows.com/warranty for details.

All trademarks where denoted are marks of their respective owners.
©2023 Andersen Corporation. All rights reserved. 10/23 Part #9066670