


# SHIPLAP

— & TONGUE & GROOVE BOARDS —

CRAFTSMANSHIP PAYS

*available at*





**KUIKEN BROTHERS**  
COMPANY INC. *Since 1912*  
RESIDENTIAL &  
COMMERCIAL BUILDING MATERIALS



**WINDSORONE**  
PROTECTED BOARDS





3. WAINSCOTING & DOOR COVER featuring WindsorONE Classical Craftsman Moldings by Streamline Builders in CA  
 4. PORCH LID WITH BEAMS by Joe Denman Carpentry for Baker Barn & Restoration in PA 5. SHIPLAP CEILING WITH BEAMS by Greg Bender Custom in TX 6. BATHROOM WALLS by Woodsmith Construction LLC in NJ 7. ALONG AN ARCH by Curry Construction in MD 8. VAULTED CEILING by JL Madison General Contractors and Donahue Construction in CA 9. CEILING LID WITH SKYLIGHT DETAIL by TS Inc. in CA 10. PORCH LID by homeowner/builder Robert Gamen in CA 11. EXTERIOR SOFFIT DETAIL by Holland Construction in CA

\*Warranty based on proper installation, call 888.229.7900 or see WindsorONE.com/install for details



**30  
YEAR**

**30 YR LIMITED\* WARRANTY**  
 Protects against rot, insects & mold  
 Durable for the exterior, safe for the interior  
 Gold Indoor Air Quality Rating  
 & Weather Resistant System

1. KITCHEN by Streamline Builders in CA 2. PORCH LID by Woodsmith Construction LLC in NJ



## 2 VERSATILE SHIPLAP PROFILES

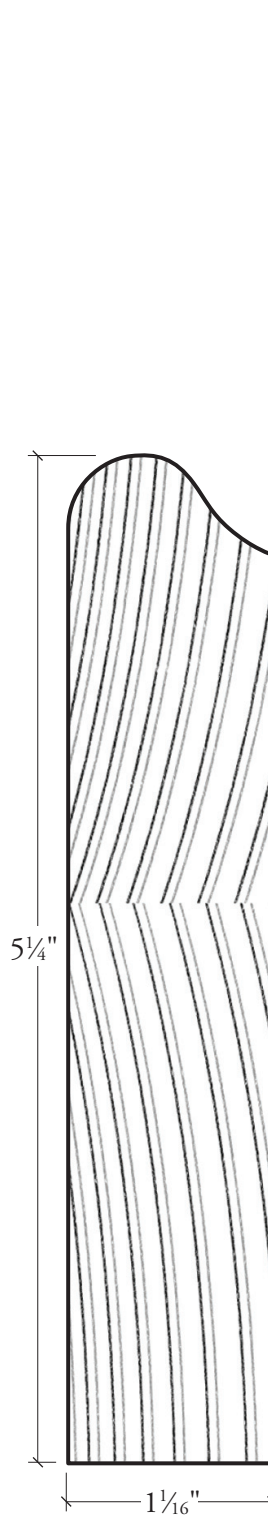
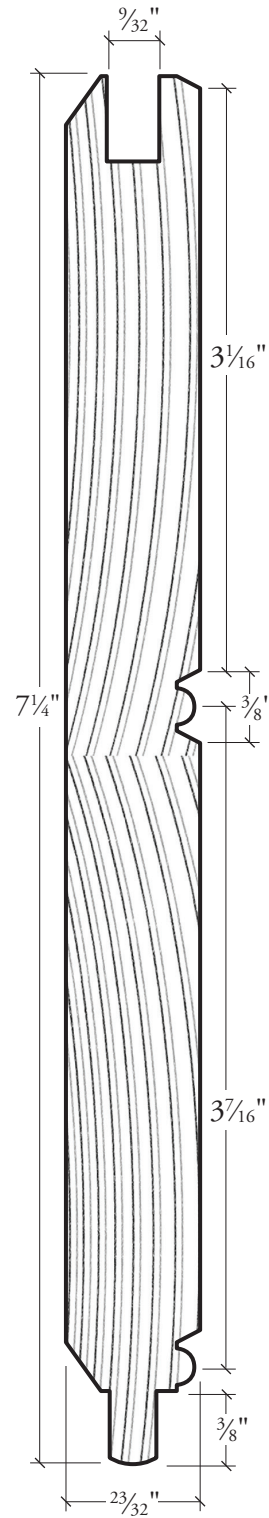
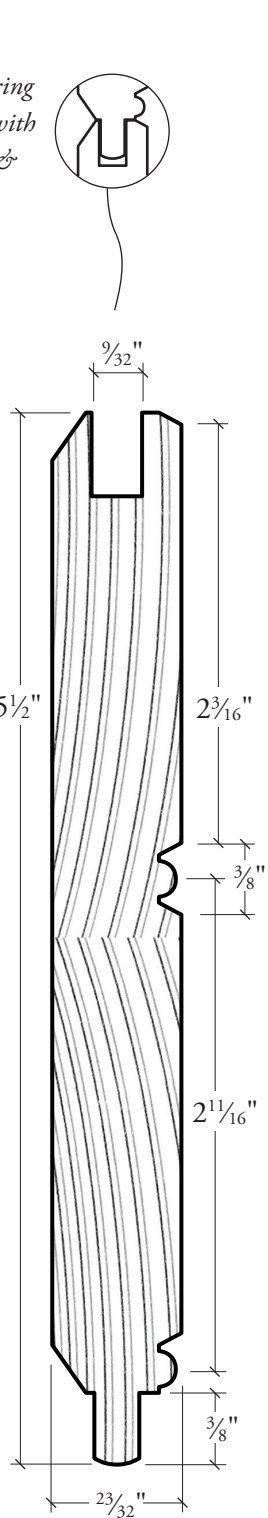
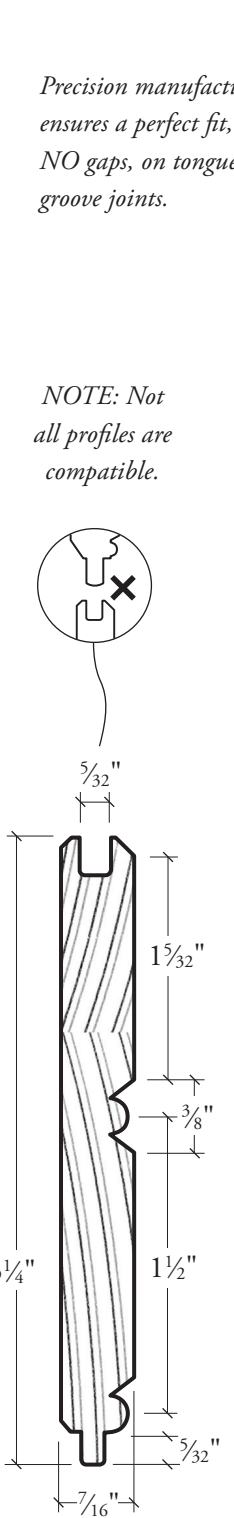
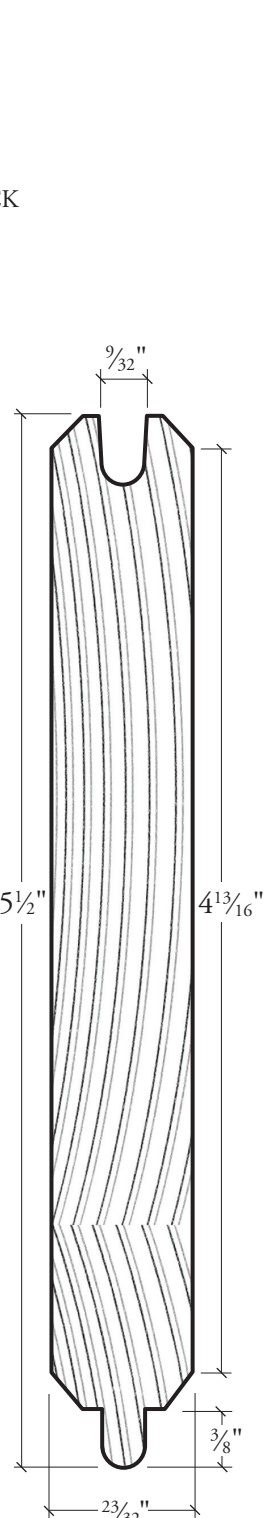
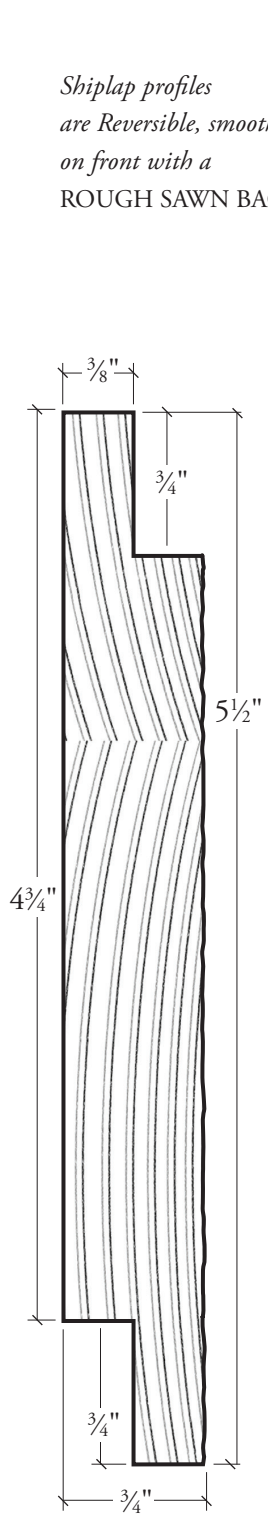
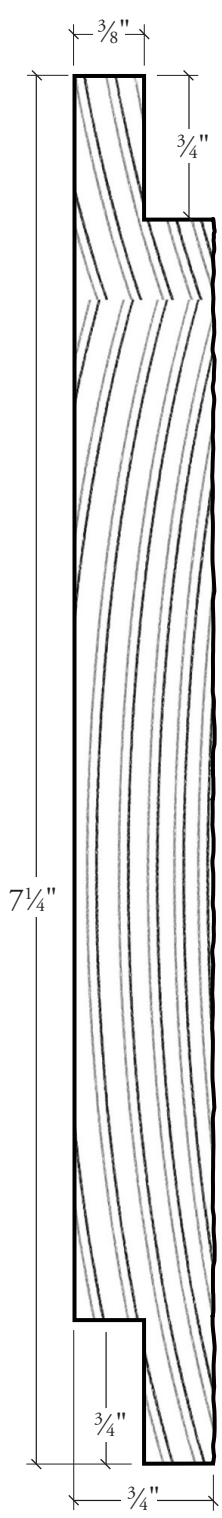


## TONGUE & GROOVE & S4SSE TRIM



*Craftsman Door Trim by Streamline Builders, Column Wrap from the WindsorONE photo archive  
& Exterior Trim by RW Anderson Homes & First LampArchitecture Construction*





Shiplap profiles are Reversible, smooth on front with a ROUGH SAWN BACK

Precision manufacturing ensures a perfect fit, with NO gaps, on tongue & groove joints.

NOTE: Not all profiles are compatible.

**30** LIMITED\* WARRANTY  
YEAR INTERIOR/EXTERIOR USE

nominal sizes	net sizes	profiles in 16' lengths
1 x 2	3/4" x 1 1/2"	
1 x 3	3/4" x 2 1/2"	
1 x 4	3/4" x 3 1/2"	
1 x 5	3/4" x 4 1/2"	
1 x 6	3/4" x 5 1/2"	
1 x 8	3/4" x 7 1/4"	
1 x 10	3/4" x 9 1/4"	
1 x 12	3/4" x 11 1/4"	
5/4 x 3	1 1/16" x 2 1/2"	
5/4 x 4	1 1/16" x 3 1/2"	
5/4 x 5	1 1/16" x 4 1/2"	
5/4 x 6	1 1/16" x 5 1/2"	
5/4 x 8	1 1/16" x 7 1/4"	
5/4 x 10	1 1/16" x 9 1/4"	
5/4 x 12	1 1/16" x 11 1/4"	

**WORS8**  
reversible  
shiplap 16'

**WORS6**  
reversible  
shiplap 16'

**WOTG**  
T&G  
board 16'

**KB908**  
standard T&G  
beadboard 16'

**SPBC6**  
standard T&G  
beadboard 16'

**SPBC8**  
standard T&G  
beadboard 16'

**KB780**  
stool 16'

**S4SSE**  
1x & 5/4x 16'





WindsorONE.com



### CRAFTSMANSHIP PAYS

Show off the detail work on your projects and generate more referrals.



### HEALTH STARTS AT HOME

Gold Indoor Air Quality Rating with a 30 yr warranty against rot, insects and mold.



### BUILD AMERICA

Manufactured in the U.S.A., craftsmanship from Willits, CA & Surry, VA.

Windsor Mill 737 South Point Blvd. Suite H, Petaluma, CA 94954  
We want to hear from you! call: 888.229.7900 ©2017 WindsorONE

