


# FARMHOUSE



**KUIKEN BROTHERS**  
COMPANY INC. *Since 1912*  
RESIDENTIAL &  
COMMERCIAL BUILDING MATERIALS

ALL THE TRIM IDEAS YOU NEED FOR A  
TRADITIONAL OR MODERN FARMHOUSE  
IDEA BOOKS by  WINDSOR ONE **BUILD★AMERICA** 





## BEADBOARD

### CLASSIC BEADBOARD, PRECISION ENGINEERING

Beadboard is a staple of many different home styles, ranging from uses for interior walls to exterior porches. WindsorONE® offers straight, tight & true 16' wood boards; Healthy for your home, with precision tongue & groove for an easy install.

**CREDITS** 1. *Horner Millwork in MA* 2. *Art Guerrero in CA* 3. *Curry Construction in MD* 4. *Joe Denman Carpentry for Baker Barn & Restoration in PA*

	KB908	7/16" x 3 1/4"
	KB904	2 3/32" x 5 1/2"
	KB906	2 3/32" x 7 1/4"






## V-GROOVE & PLANTATION

### STREAMLINED PRECISION TONGUE & GROOVE

V-Groove boards offer the same precision tongue & groove as beadboard, with the more minimalist feel. Plantation boards provide the look of rough-sawn or smooth shiplap but without any gap.

**CREDITS** 1. *JAS Design Build in WA* 2. *Streamline Builders in CA* 3. *JL Madison General Contractors and Donahue Construction in CA* 4. *Robert Gamen in CA*

	KB900	2 3/32" x 5 1/2"
	230	1 1/16" x 7 1/2"
	plantation	3/4" x 5 1/2"





## SHIPLAP & NICKEL GAP

	KB914	3/4" x 5 1/2"
	KB915	3/4" x 7 1/4"
	WOSNTG6	3/4" x 5 1/2"
	WOSNTG8	3/4" x 7 1/4"

### VERSATILITY OF SHIPLAP, OR PRE-SET NICKEL GAP

SHIPLAP (WORS): Choose your own gap, reversible, rough or smooth finish & Protected with a 30 year warranty\* NICKEL GAP (WOSNTG): Pre-set 1/8" gap every time, tongue & groove with a smooth finish, available in a Traditional Board only.

CREDITS 1 & 4. *Spillman Contracting in MO* 2. *Collins Company in CA* 3. *Streamline Builders in CA*

## PFJP TRIM

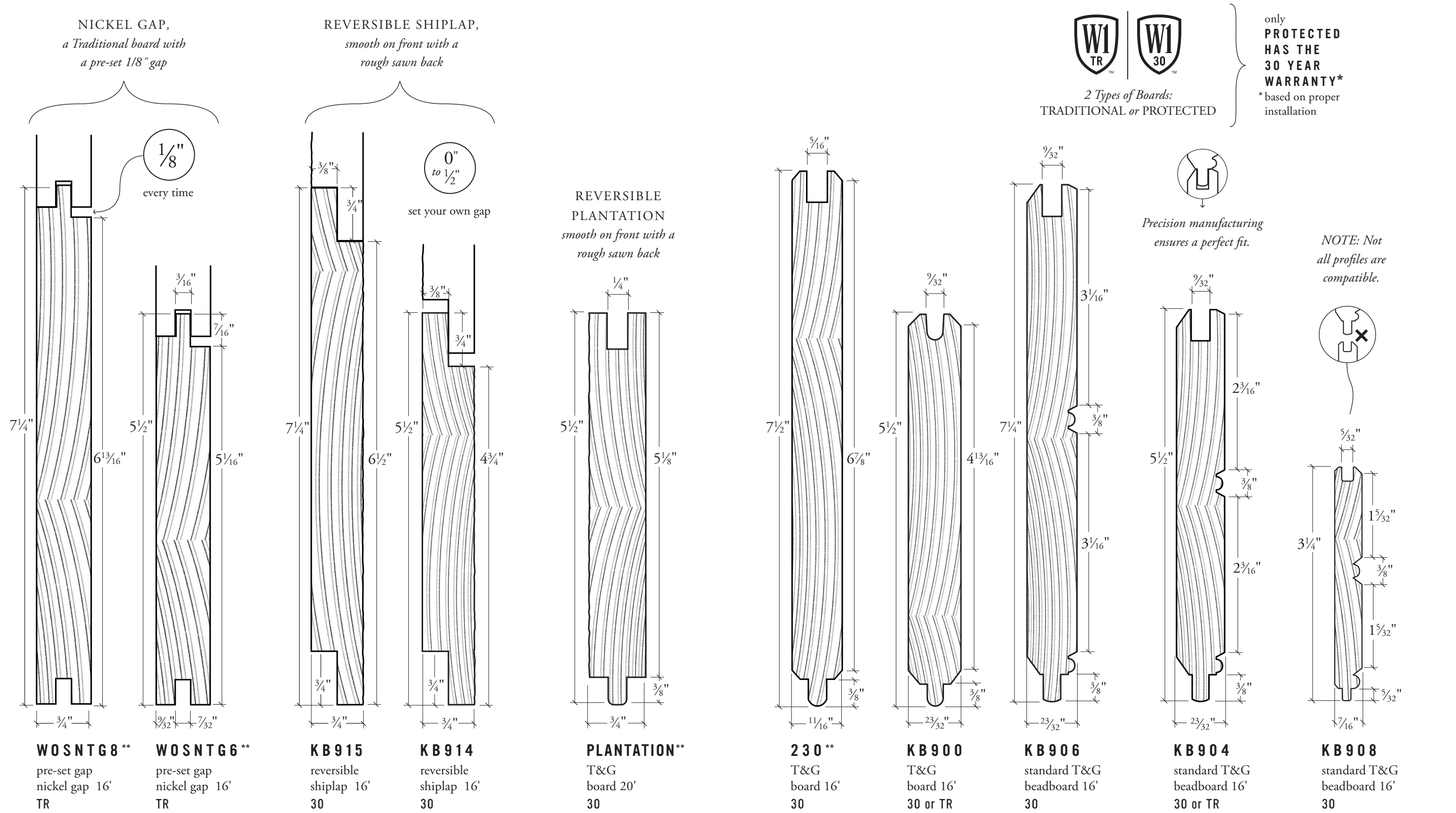
1x2		5/4x3	
1x3		5/4x4	
1x4		5/4x5	
1x5		5/4x6	
1x6		5/4x8	
1x8		5/4x10	
1x10		5/4x12	
1x12			

### S4SSE STRAIGHT TIGHT & TRUE TRIM BOARDS

VERSATILE Box beam ceilings, wainscoting, built-ins, door & window trim, just to name a few of the applications... Smooth surface on all sides with 4 crisp edges.

CREDITS 1. *RW Anderson Homes in collaboration with First Lamp Architecture Construction* 2. *Compton Homes in AL* 3. *Streamline Builders in CA* 4. *Art Guerrero in CA*











PFJP TRIM



V-GROOVE *& plantation*



BEADBOARD



NICKEL GAP



SHIPLAP *smooth side out*



SHIPLAP *rough side out*



NARROW BOARD & BATTEN



KB900 *vertical*



KB908



PRE-SET 1/8"  
*1/8" reveal every time*



CHOOSE YOUR OWN GAP  
*shown: 1/2" reveal, smooth side out*



CHOOSE YOUR OWN GAP  
*shown: 3/16" reveal, rough side out*



SQUARES GRID



PLANTATION *horizontal, smooth side*



KB904



WOSNTG8 *always a 1/8" gap*



KB914 *smooth side out, 3/16" gap*



KB915 *rough side out, 1/2" gap*



SPLIT STILES RAILS



230



KB906



WOSNTG6 *always a 1/8" gap*



KB915 *smooth side out*



KB914 *rough side, nickel gap, horizontal*






# MODERN FARMHOUSE ELEMENTS

**A KEY INGREDIENT FOR A MODERN LOOK: SHIPLAP**

Contrasting accents in black, a metal roof and a homage to the architectural features of the more classic farmhouses help create this look. Shiplap lines help compose the room by bringing the eyes to various focal points of the space.

CREDITS 1-2, 4, 6-10. *Special thanks to Woods Architecture, LLC and Seven Development in AZ 3, 8. Dave Bell in CA 5. Homeowner in CA*





# TRADITIONAL FARMHOUSE ELEMENTS

## PRECISION BOARDS FOR A CLASSIC LOOK

Look for WindsorONE Protected Boards with a 30 year warranty against rot, insects & mold; industry leading technology to restore or recreate looks from previous centuries. All WindsorONE products have a Gold Indoor Air Quality Rating for a healthy home.

CREDITS 1-4, 9. WindsorONE Archive 5. Art Guerrero in CA 6, 8.Hull Historical in TX 7. 4 Chicks Furniture in CO 10. Woodwork Solutions in CA



# BARN DOORS & STAIN GRADE ACCENTS

BARN DOORS are a hallmark of Farmhouse Style, and can also incorporate WindsorONE specialty & trim boards.

STAIN GRADE ACCENTS Work well against the white textures created by Shiplap & V-Groove boards.


CREDITS 1. *Woodwork Solutions in CA* 2&4. *Spillman Contracting in MO* 3. *Streamline Builders in CA* 5. *Woods Architecture, LLC and Seven Development in AZ* 6. *Mission Construction in CA* 7. *Greg Bender Custom in TX*



# CASING & MANTEL IDEAS

1. S4S MINIMALIST Scale up or down with S4SSE Trim Boards
2. S4S BUNGALOW Paired down version of option #4
3. S4S PICTURE FRAME Run a 1x2 around the border of option #1
4. S4S CRAFTSMAN A popular S4S casing option, for profile options see WindsorONE.com

CREDITS  
*Overmantel & Mantel photos: Streamline Builders in CA*













# 2 TYPES OF BOARDS

## TRADITIONAL OR PROTECTED

### PROTECTED TONGUE & GROOVE

	KB908	7/16" x 3 1/4"
	KB904	23/32" x 5 1/2"
	KB906	23/32" x 7 1/4"
	KB900	23/32" x 5 1/2"
	230	1 1/16" x 7 1/2"
	plantation	3/4" x 5 1/2"

### PROTECTED SHIPLAP\*\*

	KB914	3/4" x 5 1/2"
	KB915	3/4" x 7 1/4"

### TRADITIONAL NICKEL GAP\*\*













	WOSNTG6	3/4" x 5 1/2"
	WOSNTG8	3/4" x 7 1/4"

\*\*Nickel Gap is pre-gapped, Shiplap is choose your own gap, more at WindsorONE.com.

### PROTECTED S4SSE PFJP TRIM

smooth surface four sides

nominal sizes | 16'

	1x2	•
	1x3	•
	1x4	•
	1x5	•
	1x6	•
	1x8	•
	1x10	•
	1x12	•
	5/4 x3	•
	5/4 x4	•
	5/4 x5	•
	5/4 x6	•
	5/4 x8	•
	5/4 x10	•
	5/4 x12	•



### RESIDENTIAL & MILLWORK SHOWROOMS:

**FAIR LAWN, NJ: 201.796.2082**

6-02 Fair Lawn Ave., Fair Lawn, NJ

**EMERSON, NJ: 201.262.6666**

246 Kinderkamack Rd., Emerson, NJ

**MIDLAND PARK, NJ: 201.652.1000**

145 Lake Ave., Midland Park, NJ

**NEWARK, NJ: 973.638.7200**

500 Doremus Ave., Newark, NJ

**ROSELAND, NJ: 973.226.5700**

14 Eisenhower Parkway, Roseland, NJ

**SUCCASUNNA, NJ: 973.968.7700**

33 Route 10 East, Succasunna, NJ

**WANTAGE, NJ: 973.875.5106**

175 Route 23, Wantage, NJ

**WARWICK, NY: 845.986.2255**

33 South Street, Warwick, NY



**18+**  
YEARS

**1 ZERO CLAIMS AGAINST ROT, INSECTS & MOLD**  
Since its' launch, Protected Boards have been used on the exterior of homes with 0 claims against rot, insects & mold.

**30**  
YEAR

**2 BACKED BY A 30-YEAR LIMITED\* WARRANTY**  
The "limitation" is you have to install it correctly (for one example see #8 again).



**3 PROTECTED TO THE CORE; FULL PENETRATION**  
Because unlike the other guys, we're assuming you'll actually want to cut the material at some point.



**4 PROTECTED AGAINST ROT, INSECTS & MOLD**  
Does *not* protect against your mother-in-law, hangovers, airport security, etc.



**5 DURABLE FOR EXTERIOR & SAFE FOR INTERIOR**  
Gold Indoor Air Quality Rating, low VOC's and California Hipie Approved.



**6 WEATHER RESISTANT SYSTEM (WRS™)**  
Water is for drinking, not trim boards.



**7 NO KNOTS; YOUR BOARDS ARE ALWAYS CLEAR**  
Imagine that, you can actually use every foot you pay for.



**8 PROTECTION NOT DIMINISHED**  
By shaping, planing, sanding, fastening or molding (actual use does not void the warranty).



**9 THE CUT SURFACES ONLY NEED PRIMING**  
No need to also apply special protection (we took care of that for you).



**10 BUILD AMERICA: MANUFACTURED IN THE U.S.A.**  
Because everything else you bought was made in China.

### INSTALLATION REMINDERS\*



#### PRIME ALL CUTS!

**MOISTURE CONTROL<sup>1</sup>:** Acclimate to the environment. For interior trim, store inside the structure until the products reach approx 8% moisture content. For exterior trim, store in locations such as a garage that is not heated & is well ventilated until about 14% moisture content. Do not install exterior trim boards with a moisture content over 18%. <sup>1</sup>see [www.windsorone.com/moisturecontrol](http://www.windsorone.com/moisturecontrol)



**KEEP MATERIAL COVERED:** Store on stringers and out of the weather.




**INSTALL 6" ABOVE GRADE:** Trim should be installed always at least 6" from ground.



**INSTALL 2" ABOVE ROOF:** 2" breaks are crucial on the roof and flat surfaces (porches, decks, etc).

**1/4" FROM FLASHING:** Flashing is imperative; and always maintain a 1/4" gap for a capillary break.

 **\*SEE FULL INSTALLATION INSTRUCTIONS.** WindsorONE should be stored, installed, handled & maintained correctly for the best performance. For complete installation guidelines & the WindsorONE Protected warranty, visit [WindsorONE.com/install](http://WindsorONE.com/install) or call 888.229.7900.

WindsorONE Protected is manufactured by Windsor Surry Company, an affiliate of Windsor Mill | Manufactured in the U.S.A. WindsorONE.com ©2025 WindsorONE