

# ESSENTIAL

MARVIN ESSENTIAL™ COLLECTION





Casement and Picture windows in Ebony

**Marvin Essential™ collection**

# DESIGN AND PERFORMANCE, MADE EASIER

Characterized by clean lines, powerful performance, and streamlined options, the Marvin Essential collection makes it easier to achieve design and quality. The Essential collection features durable Ultrex® fiberglass interiors and exteriors, making it virtually maintenance free.

**About Us**

At Marvin, we're driven to imagine and create better ways of living, helping people feel happier and healthier inside their homes. We believe that our work isn't just about designing better windows and doors—it's about opening new possibilities for the people who use them.



Direct Glaze windows in Ebony



# TABLE OF CONTENTS

- 3 MARVIN ESSENTIAL COLLECTION
- 6 WHY MATERIALS MATTER
- 10 ENERGY EFFICIENCY
- 12 DESIGNED WITH PROS IN MIND
- 16 WINDOWS AND DOORS
- 18 INSTALLATION ACCESSORIES
- 19 EXTERIOR TRIM
- 20 DESIGN OPTIONS

# WHY MATERIALS MATTER

## THE MARVIN MATERIALS DIFFERENCE: ULTREX® FIBERGLASS

Choosing the right materials for windows and doors is important when it comes to long-term appearance and performance. Ultrex, an innovative fiberglass material pioneered by Marvin over 20 years ago, was one of the first premium composites on the market. However, not all composites are created equal.

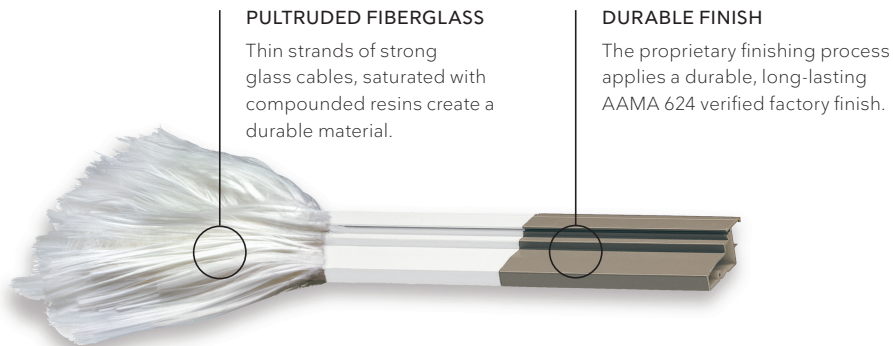
Some companies use materials with fundamentally different properties and performance values to produce a composite material. But Ultrex is different. High density woven fibers bound by a thermally-set resin makes Ultrex more resistant to pressure and temperature than vinyl-based composites. With such different materials grouped in the composites category, it becomes important to know what sets them apart.



## STRENGTH AND STABILITY OF ULTREX

Ultrex pultruded fiberglass has a tensile strength 8x stronger than vinyl and 3x stronger than non-fiberglass vinyl/wood composites. Windows and doors made with Ultrex bend and flex less, resist cracking and separating, and stand up better to everyday wear and tear.

The exceptional strength and stability of Ultrex eases installation and establishes a secure, long-lasting fit that stays square and true, year after year.



### PULTRUDED FIBERGLASS

Thin strands of strong glass cables, saturated with compounded resins create a durable material.

### DURABLE FINISH

The proprietary finishing process applies a durable, long-lasting AAMA 624 verified factory finish.



Picture windows in Stone White

ULTREX FIBERGLASS: QUITE POSSIBLY  
THE PERFECT BUILDING MATERIAL®

# WHY MATERIALS MATTER

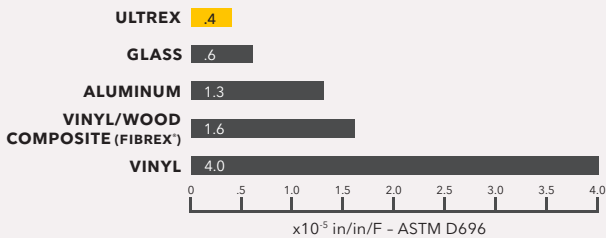
## TEMPERATURES MAY FLUCTUATE, BUT ULTREX® FIBERGLASS WON'T

Ultrrex expands and contracts at virtually the same rate as glass so it works with glass rather than against it. This means seals aren't as prone to leaking and windows aren't subjected to sagging issues like other composites.

This is especially true when compared to vinyl, which can distort in extreme heat and crack in fluctuating temperatures. Ultrrex resists distortion even at temperatures up to 285°F. Rapid temperature change doesn't faze Ultrrex. From -30°F to 70°F, a 6 foot stile changes less than 1/32 inch in length.

### EXPANSION MEASUREMENT

Ultrrex expands and contracts at virtually the same rate as glass.



## INDUSTRY'S BEST FIBERGLASS FINISH FOR LASTING BEAUTY

Ultrrex is the first and only fiberglass finish to be verified to AAMA's 624 voluntary finish specifications for fiber reinforced thermoset profiles (fiberglass).

Windows and doors made with Ultrrex resist scratches, dings, and marring more than vinyl. Our proprietary, mechanically bonded acrylic finish is up to three times thicker than painted competitive finishes, and it resists UV degradation up to five times longer than vinyl—even on dark colors.


### ACRYLIC CAP




ULTREX



COMPOSITES



ULTREX



COMPOSITES



Casement, Awning, and Picture windows in Ebony

# COOLER IN SUMMER, WARMER IN WINTER

## TOP RATED ENERGY EFFICIENCY

The National Fenestration Rating Council (NFRC) defines energy performance ratings for the entire window and door industry. It rates:

- **U-factor:** How well a window keeps heat inside a building.
- **Solar heat gain:** A window's ability to block warming caused by sunlight.
- **Visible light transmittance:** How much light gets through a product.
- **Air leakage:** Heat loss and gain by air infiltration through cracks in the window assembly.

Ultrex® fiberglass is 500 times less conductive than roll-form aluminum and is similar to wood and PVC. It provides an insulated barrier against extreme weather temperatures, keeping homes comfortable and reducing heating and cooling costs.

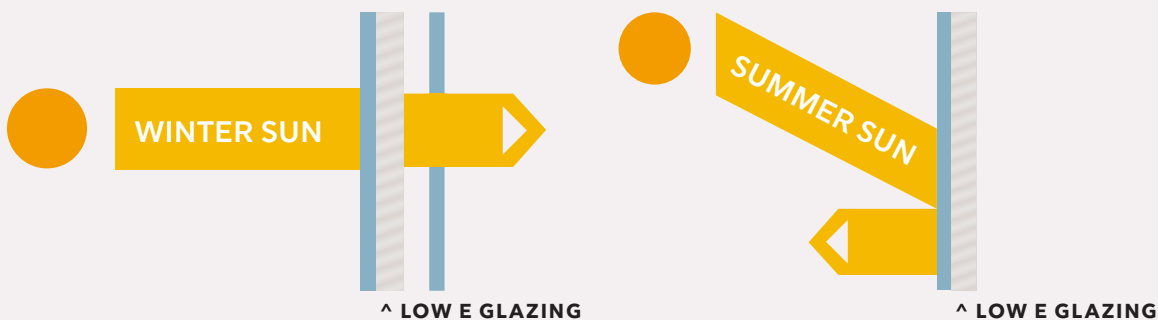
## ENERGY COST SAVINGS

Marvin was the first major window and door manufacturer to offer energy-efficient Low E2 glass and ENERGY STAR® certified performance on all of our standard windows and doors. Compared to non-certified products, ENERGY STAR certified windows and doors cut heating and cooling costs by 12%.\*

The Essential collection offers Low E1, Low E2, Low E3, and Low E3/ERS insulated glass with argon gas, which has thermal conductivity 30% lower than that of air. It adds improved solar and thermal protection by distinguishing between visible light, damaging UV, and near-infrared rays to offer the ultimate glass performance. And provides a selection of energy-efficient solutions depending on your climate and needs.

## LOW E GLASS COATING

The Low E coating is specially designed to take advantage of the angle of the winter and summer sun. Winter sun is absorbed and conducted indoors. Summer sun is filtered and reflected back outdoors.





## A MORE COMFORTABLE INTERIOR, REGARDLESS OF THE SEASON

Keep heat inside during cooler weather and block the sun's rays during warmer weather with dual-pane windows and Low E coating.

# DESIGNED WITH PROS IN MIND

## PEACE OF MIND

Every project has its own unique requirements and Marvin is equipped to meet those challenges. Our unique Ultrex® fiberglass construction, available factory services, unmatched delivery, and network of dedicated service and support personnel make the Essential collection the perfect choice—no matter the project.

**FAST & EFFICIENT  
DELIVERY**

## EASY TO ORDER, SIMPLE TO INSTALL

The Essential collection offers simplified options to make the order process straightforward. Installation options and accessories make installing Marvin easier than ever. See page 18 for more information.

## MARVIN HAS YOU COVERED

The Essential collection is backed by a fully transferable 20/10 warranty—20-year coverage on glass, and 10-year coverage on manufacturing materials and workmanship.



Casement windows in Ebony



## CREATING VALUE AND EFFICIENCY EVERY STEP OF THE WAY

Weather-tight, solid, and durable Ultrex fiberglass means there are virtually no call-backs. Essential window and door profiles are optimized for the maximum in performance and fit.



Casement, Awning, Direct Glaze windows and Elevate Sliding French door in Stone White

Marvin Essential™ collection

# PRODUCTS + OPTIONS



# WINDOW + DOOR PRODUCTS



## STRAIGHTFORWARD AND TOUGH

Available with custom sizes, a variety of interior and exterior finish options, exterior trim, divided lites, and hardware options, the Marvin Essential products are designed to blend seamlessly with any style. The narrow frames and clean lines provide a great contemporary feel and the strength of Ultrex® helps ensure windows and doors stay true and operate effortlessly for years to come.



**CASEMENT + AWNING**




**SINGLE HUNG**



Casement and Awning windows in Bronze



**DOUBLE HUNG**



**GLIDER**



**SPECIALTY SHAPES**




**SLIDING PATIO DOOR**

# INSTALLATION MADE SIMPLE AND EFFICIENT

## INSTALLATION OPTIONS AND ACCESSORIES

### 1. NAILING FIN

Pre-attached folding nailing fin and drip cap for easier installation. Available through-jamb and installation bracket options.



### 2. FACTORY-INSTALLED SCREENS

Factory-installed screens are a standard offering with operating windows. At no extra cost, we can ship your screens separately to reduce on-site damage prior to installation.



### 3. FACTORY-APPLIED JAMB EXTENSIONS

Factory-applied jamb extensions save time and labor. We supply 4 5/16" and 6 5/16" jamb depth.



### 4. FACTORY-APPLIED SHEETROCK RETURN

Factory-applied sheetrock return accommodates 1/2" to 5/8" drywall, while the 3/4" receiver accommodates box jams and thicker installation methods.



### 5. FACTORY MULLED ASSEMBLIES

Available standard factory mulling, reinforced factory mulling, or field mulling kits. The reinforced mull meets AAMA 450 specifications and performs up to a PG40 assembly rating.



### 6. FRAME EXPANDERS

3" and 1" frame expanders provide installation flexibility, while our frame filler increases the frame depth to 3 1/4" for a seamless replacement installation.

### 7. CUSTOM SIZES

Custom sizes are available on windows and doors in 1/4" increments for the perfect fit every time.



### 8. J-CHANNEL

J-channel installs easily with various installation applications, while the detailed profile provides a more dramatic finished appearance.

## EXTERIOR TRIM

Ultrex® Exterior Trim is offered with all rectangular Marvin Essential products in six exterior finishes. The durability, performance, and look of Essential collection windows and doors can be extended to the trim.

### BRICK MOULD

2" Brick Mould is available with or without 2 1/8" sill nosing.

### FLAT

3 1/2" Flat Trim is available in Flat and Flat Ranch configurations with or without 2 1/8" sill nosing.

### SILL NOSE


2 1/8" Sill Nose provides authentic sill appearance.

### CONNECTION BARB

Barb and receiver attachment method provides for quick, secure installation.




Casement window with Flat Exterior Trim in Stone White



BRICK MOULD



FLAT



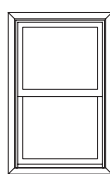
SILL NOSE



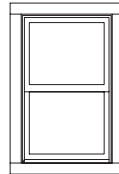
CONNECTION BARB

## TRIM CONFIGURATIONS

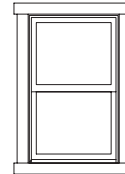
Multiple configurations are available in lineal lengths and factory pre-cut kits in all six Essential collection exterior colors.



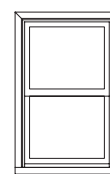
BRICK MOULD



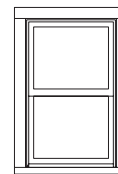
FLAT



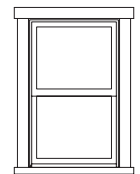
FLAT RANCH




BRICK MOULD WITH SILL NOSE




FLAT WITH SILL NOSE




FLAT RANCH WITH SILL NOSE



BRICK MOULD\*



FLAT\*



FLAT RANCH\*

\* Brick Mould, Flat, and Flat Ranch profiles are available on doors. Sill profiles are not included for door trim sets.

# DESIGN OPTIONS

## INTERIOR AND EXTERIOR FINISHES

Essential windows and doors have a durable, strong, and fully paintable Ultrex® fiberglass interior and exterior, featuring our AAMA-verified acrylic finish for low-maintenance and superior aesthetics.

### FIBERGLASS INTERIOR COLORS

**STONE WHITE**  
Available with your choice  
of exterior finish colors

**BRONZE**  
Available when paired with  
Bronze exterior finish

**EBONY**  
Available when paired with  
Ebony exterior finish

### FIBERGLASS EXTERIOR COLORS

**STONE WHITE**

**CASHMERE**

**PEBBLE GRAY**

**EVERGREEN**

**BRONZE**

**EBONY**

## DIVIDED LITES

### GRILLES-BETWEEN-THE-GLASS (GBG)

Available in several popular lite cut options for a classic divided lite look and easy glass cleaning. Available in Stone White, Bronze, and Ebony interior and Stone White, Cashmere, Pebble Gray, Evergreen, Bronze, or Ebony exterior.\*




GRILLES-BETWEEN-THE-GLASS SHOWN IN STONE WHITE

\* Not available in polygons except direct glaze rectangles.

## GLASS OPTIONS

Glass is available with Dual Pane. Available with Low E1, Low E2, Low E3, and Low E3/ERS insulated glass with argon gas.\* Options include glazing for sound abatement (STC/OITC), high altitudes, and California fire zones.

### DECORATIVE GLASS



## ACCESSIBILITY OPTIONS

### WINDOW OPENING CONTROL DEVICE

Limits opening to 4", while providing for full egress. ASTM F2090 compliant. Available on Casement, Double Hung, Single Hung, and Glider windows.

### SLIM HANDLE

Provides a 32" net clear opening on Sliding Patio doors on a 6' wide, 2-panel configuration. Compatible with Northfield and Cambridge handles.

### SASH LIMITER

Permanently limits sash movement for safety and security.

### NON-OPERABLE LOCK

Renders sash inoperable when security is a paramount concern.



**CASEMENT OPENING CONTROL DEVICE**



**DOUBLE/SINGLE HUNG OPENING CONTROL DEVICE**



**SLIM HANDLE**



**DOUBLE/SINGLE HUNG SASH LIMITER**



**AWNING SASH LIMITER**



**NON-OPERABLE LOCK**

\* Argon gas not available in high elevations where capillary tubes are required.

## HARDWARE STYLES

### WINDOW HARDWARE

Windows feature classic low-profile durable hardware for clean aesthetics, safety, and security.



**SASH LOCK + KEEPER**

Double Hung, Single Hung, and Glider



**FOLDING HANDLE**

Casement and Awning

### DOOR HANDLES

Door handles are available in two distinct hardware styles.



**CAMBRIDGE**



**NORTHFIELD**


#### DOOR HANDLE OPTIONS

- Available keyed-alike option (use one key on multiple locks, with up to 3 different keys on each project).
- Choose a distinct interior and exterior handle finish that matches or complements the interior and exterior color of your door.

Awning windows with Folding Handles in White



## FINISHES



Double Hung window with Sash Lock and Sash Lift in Oil Rubbed Bronze

Choose from a variety of hardware finishes to complement your Essential collection windows and doors.

The Physical Vapor Deposition (PVD) process adds a layer of toughness to hardware exposed to environmental factors like direct sun and humidity. PVD finishes resist fading and discoloration, even in coastal areas. PVD has the highest grade corrosion resistant finish.

PVD finish is available on exterior door hardware in Oil Rubbed Bronze, Satin Nickel, and Brass.



Sliding Patio door with Cambridge hardware in Matte Black



Since we opened as a family-owned and -operated cedar and lumber company in 1912, Marvin has designed products to help people live better. We remain committed to bringing beauty and simplicity into people's lives with windows and doors that stand the test of time.

**MARVIN.COM**

©2021 Marvin Lumber and Cedar Co., LLC. All rights reserved.

®Registered trademark of Marvin Lumber and Cedar Co., LLC.

Part #19981927. September 2021.

Colors shown in printed materials are simulations and may not precisely duplicate product or finish colors. Contact your local Marvin dealer to view actual product and finish color samples.