

# ELEVATE

MARVIN ELEVATE® COLLECTION







Double Hung window and Sliding French door with Cambridge hardware in Satin Nickel



**Marvin Elevate® collection**

# THE PERFECT BALANCE OF BEAUTY AND STRENGTH

Balancing beautiful design with superior strength, the Marvin Elevate collection delivers style in any climate. Elevate features warm wood interiors that can blend in or stand out, with Ultrex® fiberglass exteriors for lasting durability. The collection offers a range of carefully selected features and options, making it as versatile as it is elegant.

**About Us**

At Marvin, we're driven to imagine and create better ways of living, helping people feel happier and healthier inside their homes. We believe that our work isn't just about designing better windows and doors—it's about opening new possibilities for the people who use them.





Inswing French door with Matte Black hardware





# TABLE OF CONTENTS

- 3 MARVIN ELEVATE COLLECTION
- 6 WHY MATERIALS MATTER
- 10 ENERGY EFFICIENCY
- 12 DESIGNED WITH PROS IN MIND
- 16 WINDOW PRODUCTS
- 18 DOOR PRODUCTS
- 20 INSTALLATION ACCESSORIES
- 21 EXTERIOR TRIM
- 22 DESIGN OPTIONS
- 26 IZ3 PRODUCTS



## WHY MATERIALS MATTER

### THE MARVIN MATERIALS DIFFERENCE: ULTREX® FIBERGLASS

Choosing the right materials for windows and doors is important when it comes to long-term appearance and performance. Ultrex, an innovative fiberglass material pioneered by Marvin over 20 years ago, was one of the first premium composites on the market. However, not all composites are created equal.

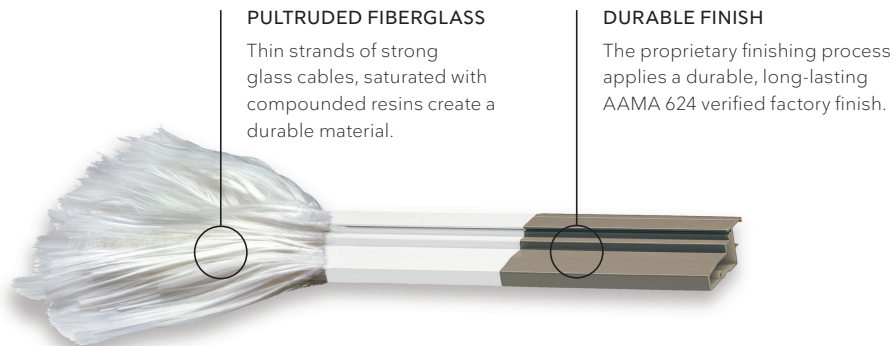
Some companies use materials with fundamentally different properties and performance values to produce a composite material. But Ultrex is different. High density woven fibers bound by a thermally-set resin makes Ultrex more resistant to pressure and temperature than vinyl-based composites. With such different materials grouped in the composites category, it becomes important to know what sets them apart.



### STRENGTH AND STABILITY OF ULTREX

Ultrex pultruded fiberglass has a tensile strength 8x stronger than vinyl and 3x stronger than non-fiberglass vinyl/wood composites. Windows and doors made with Ultrex bend and flex less, resist cracking and separating, and stand up better to everyday wear and tear.

The exceptional strength and stability of Ultrex eases installation and establishes a secure, long-lasting fit that stays square and true, year after year.



#### PULTRUDED FIBERGLASS

Thin strands of strong glass cables, saturated with compounded resins create a durable material.

#### DURABLE FINISH

The proprietary finishing process applies a durable, long-lasting AAMA 624 verified factory finish.





Double Hung windows and Inswing French doors with swinging screens

ULTREX FIBERGLASS: QUITE POSSIBLY  
THE PERFECT BUILDING MATERIAL®



# WHY MATERIALS MATTER

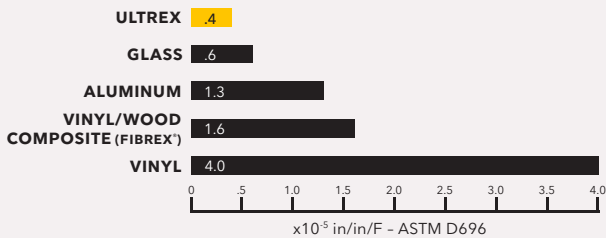
## TEMPERATURES MAY FLUCTUATE, BUT ULTREX® FIBERGLASS WON'T

Ultralex expands and contracts at virtually the same rate as glass so it works with glass rather than against it. This means seals aren't as prone to leaking and windows aren't subjected to sagging issues like other composites.

This is especially true when compared to vinyl, which can distort in extreme heat and crack in fluctuating temperatures. Ultralex resists distortion even at temperatures up to 285°F. Rapid temperature change doesn't faze Ultralex. From -30°F to 70°F, a 6 foot stile changes less than 1/32 inch in length.

### EXPANSION MEASUREMENT

Ultralex expands and contracts at virtually the same rate as glass.



## INDUSTRY'S BEST FIBERGLASS FINISH FOR LASTING BEAUTY


Ultralex is the first and only fiberglass finish to be verified to AAMA's 624 voluntary finish specifications for fiber reinforced thermoset profiles (fiberglass).

Windows and doors made with Ultralex resist scratches, dings, and marring more than vinyl. Our proprietary, mechanically bonded acrylic finish is up to three times thicker than painted competitive finishes, and it resists UV degradation up to five times longer than vinyl—even on dark colors.


### ACRYLIC CAP




ULTREX



COMPOSITES



ULTREX



COMPOSITES



Casement and Direct Glaze windows in Stone White





Casement windows with Window Opening Control Device



# COOLER IN SUMMER, WARMER IN WINTER

## TOP RATED ENERGY EFFICIENCY

The National Fenestration Rating Council (NFRC) defines energy performance ratings for the entire window and door industry. It rates:

- **U-factor:** How well a window keeps heat inside a building.
- **Solar heat gain:** A window's ability to block warming caused by sunlight.
- **Visible light transmittance:** How much light gets through a product.
- **Air leakage:** Heat loss and gain by air infiltration through cracks in the window assembly.

Ultrex® fiberglass is 500 times less conductive than roll-form aluminum and is similar to wood and PVC. It provides an insulated barrier against extreme weather temperatures, keeping homes comfortable, and reducing heating and cooling costs.

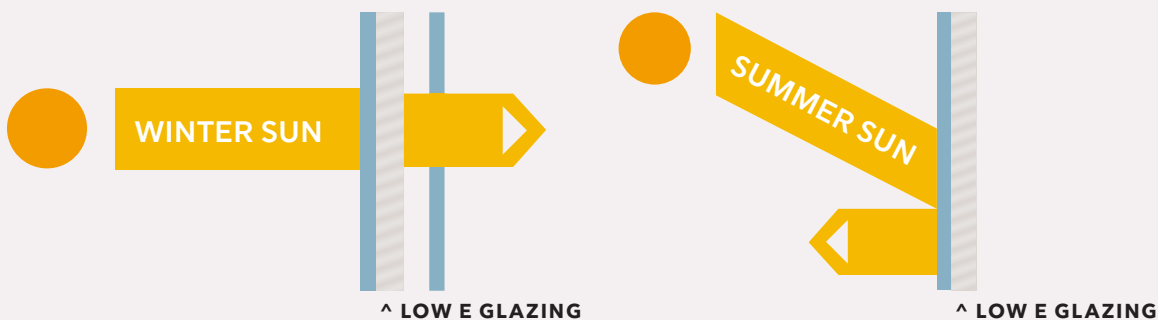
## ENERGY COST SAVINGS

Marvin was the first major window and door manufacturer to offer energy-efficient Low E2 glass and ENERGY STAR® certified performance on all of our standard windows and doors. Compared to non-certified products, ENERGY STAR certified windows and doors cut heating and cooling costs by 12%.\*

The Elevate collection offers Triple-pane, Low E1, Low E2, Low E3, and Low E3/ERS insulated glass with argon gas, which has thermal conductivity 30% lower than that of air. It adds improved solar and thermal protection by distinguishing between visible light, damaging UV, and near-infrared rays to offer the ultimate glass performance. And provides a selection of energy-efficient solutions depending on your climate and needs.

## LOW E GLASS COATING

The Low E coating is specially designed to take advantage of the angle of the winter and summer sun. Winter sun is absorbed and conducted indoors. Summer sun is filtered and reflected back outdoors.







Double Hung window with Sash Lock + Keeper in White

## A MORE COMFORTABLE INTERIOR, REGARDLESS OF THE SEASON

Keep heat inside during cooler weather and block the sun's rays during warmer weather with dual-pane windows and Low E coating.



## DESIGNED WITH PROS IN MIND

### PEACE OF MIND

Every project has its own unique requirements and Marvin is equipped to meet those challenges. Our unique Ultrex® fiberglass construction, available factory services, unmatched delivery, and network of dedicated service and support personnel make the Elevate collection the perfect choice—no matter the project.

**FAST & EFFICIENT  
DELIVERY**

### EASY TO ORDER, SIMPLE TO INSTALL

The Elevate collection offers simplified options to make the order process straightforward. Installation options and accessories make installing Marvin easier than ever. See page 20 for more information.

### MARVIN HAS YOU COVERED

The Elevate collection is backed by a fully transferable 20/10 warranty—20-year coverage on glass, and 10-year coverage on manufacturing materials and workmanship.



Picture and Casement windows in Pebble Gray





## CREATING VALUE AND EFFICIENCY EVERY STEP OF THE WAY

Weather-tight, solid, and durable Ultrex® fiberglass means there are virtually no call-backs. Elevate window and door profiles are optimized for the maximum in performance and fit.





Casement, Awning, and Picture windows in Ebony



Marvin Elevate® collection

# PRODUCTS + OPTIONS





# WINDOW PRODUCTS



## STYLE AND PERFORMANCE

Available with custom sizes, a variety of interior and exterior color choices, exterior trim, divided lites, and hardware options, Marvin Elevate windows are designed to blend seamlessly with any home style and look great for years to come. Double Hung, Casement, and Awning windows are available as insert products for replacement. Gliders, Bow and Bay configurations, and Specialty Shapes round out the complete portfolio of products.



**CASEMENT + AWNING**





Casement windows with Simulated Divided Lites

**DOUBLE HUNG****GLIDER****SPECIALTY SHAPES**




# DOOR PRODUCTS



## BEAUTIFUL AND TOUGH

Marvin Elevate collection doors can be customized to accent any home design with multiple interior and exterior color choices, hardware styles and finishes, custom sizes, and divided lite patterns. With a variety of screen and insulated glass options, Elevate doors perform in any climate with tough, low-maintenance Ultrex® fiberglass. Sliding Patio and French doors are available in 2, 3, and 4 panel configurations; Inswing and Outswing French doors are available in 1, 2, and 3 panel configurations.\*



**SLIDING PATIO DOOR**





Bi-parting Sliding French door with Northfield hardware



**SLIDING FRENCH DOOR**



**OUTSWING FRENCH DOOR**



**INSWING FRENCH DOOR**

\* Inswing and Outswing French door 3 panel configurations are achieved by mulling multiple frames together to create an assembly.



# INSTALLATION MADE SIMPLE AND EFFICIENT

## INSTALLATION OPTIONS AND ACCESSORIES

### 1. NAILING FIN

Pre-attached folding nailing fin and drip cap for easier installation.

### 2. THROUGH JAMB

Available through-jamb and installation bracket options.

### 3. FACTORY-APPLIED JAMB EXTENSIONS

Factory-applied jamb extensions save time and labor. We supply 4 7/8", 6 7/8", and 6 13/16" jamb depth in bare wood, white, designer black, or clear interior finish.

### 4. FACTORY-INSTALLED SCREENS

Factory-installed screens are a standard offering with operating windows. At no extra cost, we can ship your screens separately to reduce on-site damage prior to installation.

### 5. FACTORY MULLED ASSEMBLIES

Available standard factory mulling, reinforced factory mulling, or field mulling kits. The reinforced mull meets AAMA 450 specifications and performs up to PG50 on standard products and up to PG55 on IZ3 rated products.

### 6. CORNER KEYS


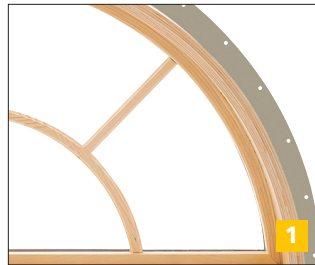
Integral corner keys keeps window and door units square and corners sealed.

### 7. CUSTOM SIZES

Custom sizes are available on windows and doors in 1/64" increments for the perfect fit every time.

### 8. PAINTABLE ULTREX EXTERIOR

The Ultrex® fiberglass exterior is paintable, and holds dark colors better than vinyl or vinyl/wood composites.





## EXTERIOR TRIM

Ultrex Exterior Trim is offered with all rectangular Elevate products in all six exterior finishes. The durability, performance, and look of Marvin Elevate windows and doors can be extended to the trim.

### BRICK MOULD

2" Brick Mould is available with or without 2 1/8" sill nosing.

### FLAT

3 1/2" Flat Trim is available in Flat and Flat Ranch configurations with or without 2 1/8" sill nosing.

### SILL NOSE


2 1/8" Sill Nose provides authentic sill appearance.

### CONNECTION BARB

Barb and receiver attachment method provides for quick, secure installation.




Casement window with Flat Exterior Trim in Stone White




BRICK MOULD



FLAT



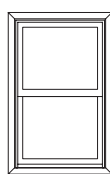
SILL NOSE



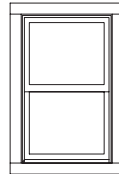
CONNECTION BARB

## TRIM CONFIGURATIONS

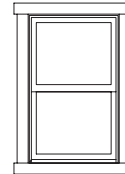
Multiple configurations are available in lineal lengths and factory pre-cut kits in all six Elevate collection exterior colors.



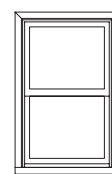
BRICK MOULD



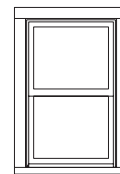
FLAT



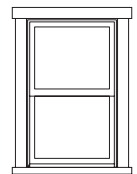
FLAT RANCH




BRICK MOULD WITH SILL NOSE




FLAT WITH SILL NOSE




FLAT RANCH WITH SILL NOSE



BRICK MOULD\*



FLAT\*



FLAT RANCH\*

\* Brick Mould, Flat, and Flat Ranch profiles are available on doors. Sill profiles are not included for door trim sets.

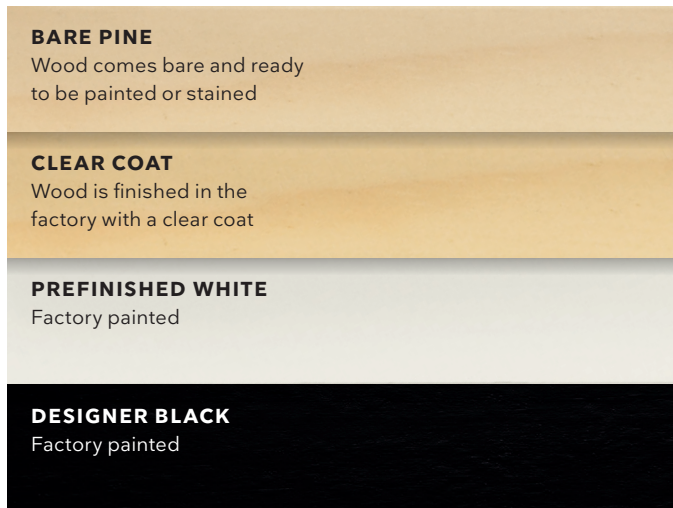


# DESIGN OPTIONS


## INTERIOR AND EXTERIOR FINISHES

Elevate windows and doors features rich pine interiors and a durable, strong, and fully paintable Ultrex® fiberglass exterior, featuring our AAMA-verified acrylic finish for low-maintenance and superior aesthetics. Elevate Round Tops include the extruded aluminum exterior finished in commercial-grade paint for superior resistance to fading and chalking.

### WOOD INTERIOR FINISHES



### FIBERGLASS EXTERIOR COLORS



## DIVIDED LITES

### GRILLES-BETWEEN-THE-GLASS (GBG)

Available in several popular lite cut options for a classic divided lite look and easy glass cleaning. Available in Stone White, Bronze, and Ebony interior and Stone White, Cashmere, Pebble Gray, Evergreen, Bronze, or Ebony exterior.\*

### SIMULATED DIVIDED LITE (SDL)

Bars permanently adhered to both sides of the glass for a more authentic look. Available with or without spacer bar and in several lite cut options.



GRILLES-BETWEEN-THE-GLASS




SIMULATED DIVIDED LITE  
WITH SPACER BAR



## GLASS OPTIONS

Glass is available with Standard Dual Pane or optional Triple Pane on select products. Available with Low E1, Low E2, Low E3, and Low E3/ERS insulated glass with argon gas.\* Options include glazing for sound abatement (STC/OITC), high altitudes, and California fire zones. Laminated glass is also offered in products designed specifically for hurricane zones.

### DECORATIVE GLASS

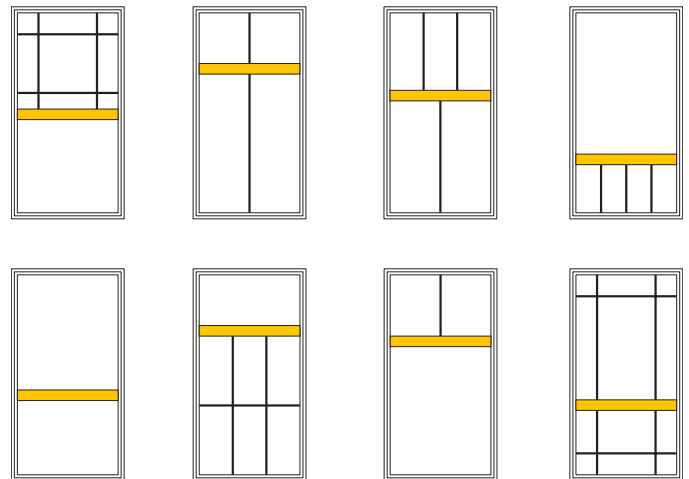


## SIMULATED CHECKRAIL

Simulated Checkrail is the perfect solution when aesthetics call for the beauty of a double hung, but operation, egress, or performance demand another solution.

You specify placement of the horizontal simulated checkrail bar and the lite cut patterns above and below.

These illustrations offer a sampling of 7/8" Simulated Divided Lite (SDL) patterns that can be selected in combination with the 2 1/32" Simulated Checkrail on Casement, Awning, Glider, Direct Glaze Rectangle, Picture windows, and all Elevate doors.



\* Argon gas not available in high elevations where capillary tubes are required.



# HARDWARE STYLES

## WINDOW HARDWARE

Windows feature classic low-profile durable hardware for clean aesthetics, safety, and security.



### SASH LOCK + KEEPER

Double Hung and Glider



### FOLDING HANDLE

Casement and Awning



Double Hung window in Designer Black with Matte Black Sash Lock + Keeper

## DOOR HANDLES

Door handles are available in two distinct hardware styles.



### CAMBRIDGE




### NORTHFIELD

#### DOOR HANDLE OPTIONS

- Available keyed-alike option (use one key on multiple locks, with up to 3 different keys on each project).
- Choose a distinct interior and exterior handle finish that matches or complements the interior and exterior color of your door.



## FINISHES



Choose from a variety of hardware finishes to complement your Elevate collection windows and doors.

The Physical Vapor Deposition (PVD) process adds a layer of toughness to hardware exposed to environmental factors like direct sun and humidity. PVD finishes resist fading and discoloration, even in coastal areas. PVD has the highest grade corrosion resistant finish.

PVD finish is available on exterior door hardware in Oil Rubbed Bronze, Satin Nickel, and Brass.





# SAFE AND SOUND

## ACCESSIBILITY OPTIONS

### OPENING CONTROL DEVICE

Limits opening to 4", while providing for full egress. ASTM F2090 compliant. Available on Casement, Double Hung, and Glider windows.

### SASH LIMITER

Permanently limits sash movement for safety and security.



**CASEMENT  
OPENING CONTROL DEVICE**



**DOUBLE HUNG  
OPENING CONTROL DEVICE**




**GLIDER  
OPENING CONTROL DEVICE**



**AWNING  
SASH LIMITER**

## IZ3 PRODUCTS FOR COASTAL LIVING

Our Elevate IZ3 Certified products are specifically designed for the extreme conditions and construction requirements of coastal areas. Rigorously tested by third-party agencies to meet or exceed the most stringent coastal codes, they protect against flying debris, driving rain, cyclic pressure, and extreme temperatures. The Ultrex® fiberglass finish passes AAMA 624 standards for weathering and fading resistance.







Sliding French door and Picture window in Designer Black

## IN HARSH COASTAL CONDITIONS, YOUR WINDOWS AND DOORS MATTER

Marvin offers windows and doors specifically designed for the coast.





Since we opened as a family-owned and -operated cedar and lumber company in 1912, Marvin has designed products to help people live better. We remain committed to bringing beauty and simplicity into people's lives with windows and doors that stand the test of time.

**MARVIN.COM**

©2021 Marvin Lumber and Cedar Co., LLC. All rights reserved.

®Registered trademark of Marvin Lumber and Cedar Co., LLC.

Part #19981913. September 2021.

Colors shown in printed materials are simulations and may not precisely duplicate product or finish colors. Contact your local Marvin dealer to view actual product and finish color samples.