

The image shows a modern house with a large, light-colored wooden door and glass panels. The door is set within a dark frame. The house has a dark roof and light-colored siding. A stone walkway leads up to the door, and there are green plants and flowers in the foreground. The text "CLASSIC CRAFT." is overlaid on the top of the image, and the "THERMA TRU DOORS" logo is in the center. The phrase "Beyond Expectations" is at the bottom.


# CLASSIC CRAFT.

THERMA TRU<sup>®</sup>  
DOORS

Beyond Expectations



Transform the entry into a one-of-a-kind experience. One that blends artistry, craftsmanship and modern engineering. Because the entry is where home begins. And homes with uncompromising style demand uncompromising entryways.



Because homes with uncompromising style demand uncompromising entryways.



# Curated collections inspired by style.

Classic Craft celebrates the best of design for homes with uncompromising style. Three expertly curated collections draw inspiration from the latest trends and bring your home design vision to life with unrivaled beauty, luxe craftsmanship and an attention to detail you won't find anywhere else.



Bottom: Classic Craft Mahogany Grain, Low-E Glass, Doors – CCM82800, Sidelites – CCR8000SL, Finish – Lynx

Top: Classic Craft Mahogany Grain, Low-E Glass with SDLs, Doors – CCM8306CAL, CCM8306CAR, Finish – Driftwood  
Bottom: Classic Craft Walnut Grain Doors – CCW902R, CCW902L, Finish – Barley





# ARTÍSSA

## Collection

Rooted in simple nostalgia, the Artíssa Collection pays homage to the handmade culture of the American Arts and Crafts movement. Highlighting the beauty of straight-forward design, this selection of premium Classic Craft® doors features clean lines, Shaker styling and Craftsman-inspired glass for a casual and welcoming approach to the entryway.

CASUAL

RELAXED

SIMPLE

Left Page Middle: Classic Craft Mahogany Grain, Homeward Glass, Door – CCM82801, Finish – Barley  
 Right Page: Classic Craft Fir Grain, Low-E Glass with SDLs, Door – CCA230, Sidelites – CCA210SL, Finish – Raven







# FOUNDERS Collection

A revival of traditional and rustic styling, the Founders Collection honors the historic significance of classically inspired design. Taking a more decorative approach to the entryway, this selection of premium Classic Craft® doors includes curved and arched details, embellished panel embossments and intricate glass designs for a noteworthy entrance with enduring style.

TRADITIONAL  
TIME-HONORED  
DECORATIVE

Left Page Middle: Classic Craft Mahogany Grain, Lucerna Glass, Door – CCM82802, Finish – New Earth  
Right Page: Classic Craft Mahogany Grain, Longford Glass, Door – CCR20523, Finish – Driftwood







# VISIONARY Collection

Artfully inspired with a confident edge, the Visionary Collection pushes the envelope of design for the next generation. Focusing on a streamlined aesthetic with a modern flair, this collection of premium Classic Craft® doors reimagines the entry with sleek lines, forward-thinking designs and minimalist details for an entrance that exudes confidence with bold appeal.

MODERN

CONFIDENT

MINIMAL

Left Page Middle: Classic Craft Fir Grain, Satin Etch Glass with SDLs,  
Doors – CCA82320XE, Finish – Raven  
Right Page: Classic Craft Walnut Grain Door – CCW8906R; Low-E Glass  
Direct Set Sidelite – DRS82131SL, Finish – Lynx







# An unrivaled entry experience.

A Therma-Tru® door system with genuine Therma-Tru components is engineered with craftsman precision. And Classic Craft, premium entryways take it to the next level. Thoughtfully designed with handcrafted details, innovative weather-resistant materials and premium-grade components engineered to work together, Classic Craft complete door systems elevate the entry to an entirely new level of style and performance with peace of mind from our comprehensive warranties.



Comprehensive warranties for peace of mind.



Uniquely designed by Therma-Tru, Classic Craft, complete entryway systems are backed by a comprehensive 1x transferable lifetime limited warranty from the entry door brand building professionals choose most.\* This warranty can be transferred one time to a new owner, should you ever sell your home.



In addition, Classic Craft entryways with our handcrafted and professionally applied PrismaGuard, premium stain or paint are backed by a transferable 10-year limited finish warranty – Therma-Tru’s best. The balance of this finish warranty can transfer to a second owner.

Learn about our comprehensive warranties at [thermatru.com/warranty](https://thermatru.com/warranty).

\*Brand Use Study, 2023 *Builder* magazine.  
Top: Classic Craft Mahogany Grain, Borrassa Glass, Door – CCM81519



### Next-level engineering.

Classic Craft complete entryway systems are designed with a full suite of premium-grade components, including ball-bearing hinges, medium-reach weatherstrip, 7-shape corner seal pads and more. Each piece is engineered with craftsman precision to create an unrivaled entry experience built to perform for a lifetime.



# Premium construction, inside and out.

Highlighting the best of craftsmanship and innovation, Classic Craft. premium entryways boast impressive, well-designed features and remarkable construction. The inner workings of each Classic Craft door lay the foundation for exceptional strength, security, energy efficiency and long-term performance you can depend on for years to come.



### Engineered for Moisture Protection

Features composite top and bottom rails and solid hardwood edges for increased moisture and rot protection all the way around the door.



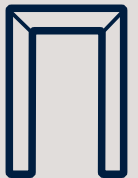
### Designed with Authenticity

Features construction identical to wood doors with narrow stiles and rails, and flush-glazed glass options that are more than 10% wider\* to welcome more natural light into the home.



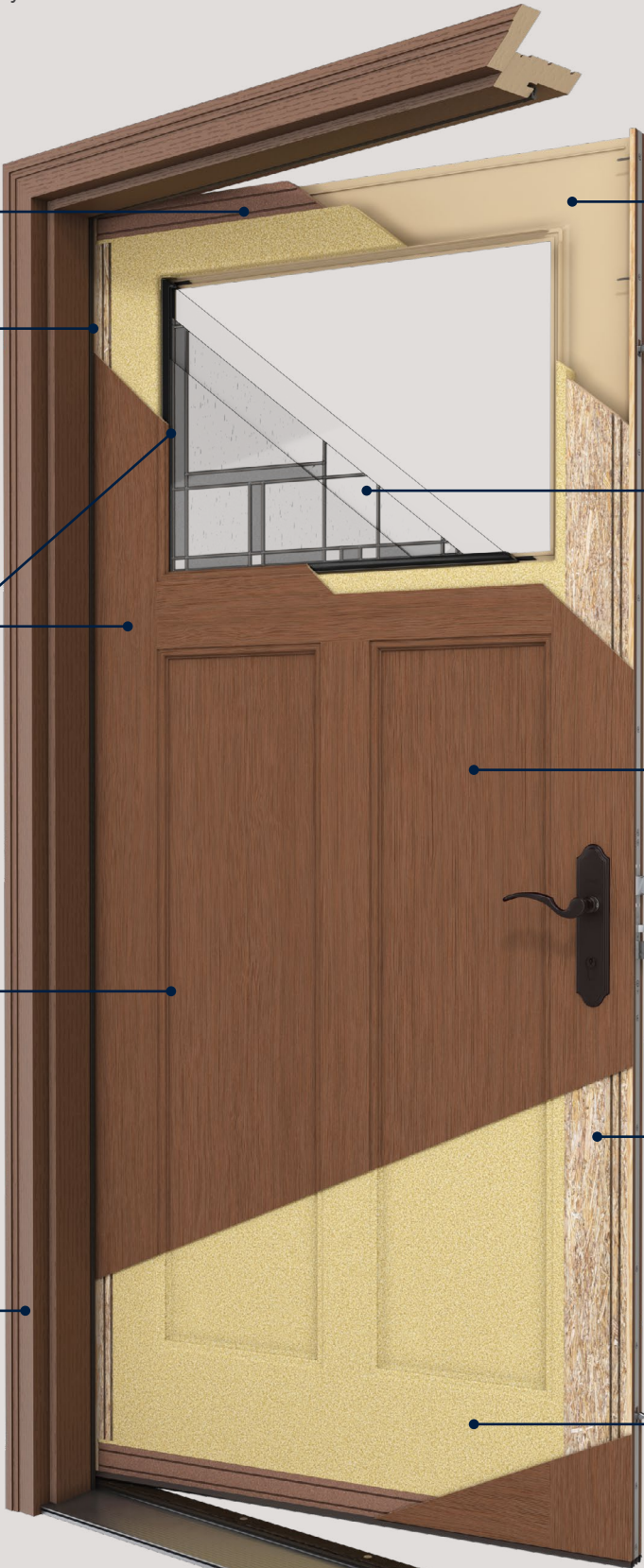
### Tested to Withstand Mother Nature

Designed and rigorously tested to withstand and protect from the damaging effects of harsh weather conditions.



### Therma-Tru. Door Frame

Created specifically for Therma-Tru. doors to deliver an entire entry system designed and engineered to work together to resist leaks and drafts, and help maintain energy efficiency and weather resistance.



### Designed for Long-Term Performance

Features fiberglass skins that are 46% thicker\* for added durability and better long-term performance.



### Triple-Pane Construction

Most decorative, privacy and textured glass panels are enclosed between tempered glass, offering superior quality and thermal performance.



### Crafted for a True-to-Wood Appearance

Revolutionary AccuGrain. technology replicates authentic natural wood textures for a look and feel that is virtually indistinguishable from real wood.



### Built for Strength and Security

Constructed with a 4" wide board of engineered lumber that runs the full length of the locking side of the door for a solid natural wood feel that makes Classic Craft doors 50% stronger and 30% heavier.\*



### Constructed for Energy Efficiency

Built with a high-performance polyurethane foam core that is four times more energy efficient than wood.\*\*



\*Comparison of Classic Craft to other standard fiberglass doors with similar styles. Visit [thermatru.com](http://thermatru.com) for details.

\*\*Comparison of R-Values of fiberglass to wood doors (both without glass).

Right Page Top: Classic Craft Walnut Grain Door – CCW8901L; Low-E Glass Direct Set Sidelite – DRS82131SL, Finish – Acorn

Right Page Middle: Classic Craft Mahogany Grain, Low-E Glass with SDLs, Doors – CCM8303L, CCM8303R, Finish – Raven

Right Page Bottom: Classic Craft Canvas Door – CCV220, Sidelites – CCV100SL, Finish – Indigo



True-to-Wood  
Origins

Revel in the handcrafted look and feel of a premium fiberglass entryway with true-to-wood origins. Discover exquisite textures with grains hand selected from the finest natural wood species and meticulously recreated with our revolutionary AccuGrain® technology.

AccuGrain.  
TECHNOLOGY

Below: Classic Craft Mahogany Grain,  
Low-E Glass with SDLs, Door – CCM2806,  
Finish – Acorn



Fir Grain

Designed to echo the grain of the largest species of American Hemlocks – the Western Hemlock tree – found in lush coastal rainforests of the Pacific Northwest.

Walnut Grain

Crafted to reflect the prized hardwood of the mighty Black Walnut trees, these doors feature a horizontal grain with natural movement accented by delicate arches and cathedrals.

Mahogany Grain

Derived from the finest African and Honduran Mahogany, blending rustic influences with exotic roots to build upon the rich history of one of the most renowned woods in the world.

Canvas

Inspired by the world’s most exquisite masterpieces and designed with the architectural character of finely sanded wood.

Unique style.  
Unmatched craftsmanship.





## A one-of-a-kind experience.

Captivate the senses with remarkably authentic wood grains, exquisite handcrafted glass and sumptuous design details found only in Classic Craft.







# Classic Craft® Artissa Collection™

Casual | Relaxed | Simple

## Glass Options



Homeward™



Arborwatch®



Satin Etch



Chord



Chinchilla



Rainglass



Granite

### Caming Options

- ◆ Black Nickel Caming (1D)
- Brushed Nickel Caming (1C)

Also Available:

Low-E Glass

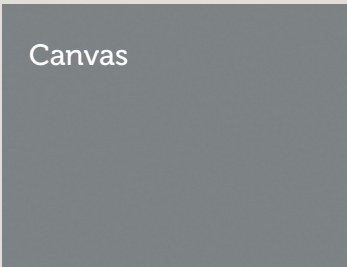
## Grain & Texture Options



Fir Grain  
Formerly Classic-Craft American  
Style Collection



Mahogany Grain  
Formerly Classic-Craft Rustic  
and Mahogany Collections



Canvas

## Popular looks inspired by design.

Explore more options at [thermatru.com/ClassicCraft](http://thermatru.com/ClassicCraft).



CCR9925 / Mahogany Grain  
with Homeward Glass  
Finished in Autumn Harvest




CCA2350XE / Fir Grain  
with Satin Etch Glass  
Finished in Rustic Clay



CCA4920L / Fir Grain  
with Low-E Glass  
Finished in Driftwood



CCA4920R / Fir Grain  
with Low-E Glass  
Finished in Driftwood



CCA4940XJ / Fir Grain  
with Chinchilla Glass  
Finished in Estuary



CCR20520 / Mahogany Grain  
with Low-E Glass  
Finished in Driftwood



CCM2806 / Mahogany Grain  
with Low-E Glass and SDLs  
Finished in Tumbleweed



CCA9100 / Fir Grain  
with Arborwatch Glass  
Finished in Autumn Harvest



CCA260XR / Fir Grain  
with Rainglass and SDLs  
Finished in Rustic Clay



CCV930 / Canvas  
with Low-E Glass and SDLs  
Finished in Granite




CCA1125 / Fir Grain  
Finished in Acorn



CCA4935 / Fir Grain  
Finished in Timber



CCA1149 / Fir Grain  
Finished in Shale



CCV050 / Canvas  
Finished in Canyon



CCA1166 / Fir Grain  
Finished in Rustic Clay





# Classic Craft® Founders Collection™

Traditional | Time-Honored | Decorative

## Glass Options

Augustine.

Borrassa.

Provincial™

Longford™

Lucerna.

Satin Etch

Chord

Rainglass

Granite

Also Available:  
Low-E Glass

**Caming Options**

- Black Nickel Caming (1D)
- Brushed Nickel Caming (1C)
- Wrought Iron (1W)

## Grain & Texture Options

**Mahogany Grain**  
Formerly Classic-Craft Rustic and Mahogany Collections

Canvas

## Popular looks inspired by design.

Explore more options at [thermatru.com/ClassicCraft](http://thermatru.com/ClassicCraft).

CCV1528 / Canvas with Borrassa Glass Finished in Peregrine

CCR30028 / Mahogany Grain with Provincial Glass Finished in Quarry Ridge

CCR30020 / Mahogany Grain with Low-E Finished in Raven

CCV05027 / Canvas with Augustine Glass Finished in Onyx

CCM2802 / Mahogany Grain with Lucerna Glass Finished in Driftwood

CCM306CAL / Mahogany Grain with Low-E Glass and SDLs Finished in Mulberry

CCM306CAR / Mahogany Grain with Low-E Glass and SDLs Finished in Mulberry

CCM302LXC / Mahogany Grain with Chord Glass Finished in Sandalwood

CCM302RXC / Mahogany Grain with Chord Glass Finished in Sandalwood

CCR20023 / Mahogany Grain with Longford Glass Finished in New Earth

CCM302 / Mahogany Grain with Lucerna Glass Finished in Autumn Harvest

CCV06028 / Canvas with Provincial Glass Finished in Elk

CCR205 / Mahogany Grain Finished in Barley with Clavos and Strap Hinges

CCV220 / Canvas Finished in Cabernet

CCM60 / Mahogany Grain Finished in Rustic Clay





# Classic Craft Visionary Collection™

Modern | Confident | Minimal


## Glass Options



Zaha



Reeded



Satin Etch



Chord



Chinchilla



Rainglass



Granite

Also Available:  
Low-E Glass

### Caming Options

- Black Nickel Caming (1D)
- Brushed Nickel Caming (1C)

## Grain & Texture Options



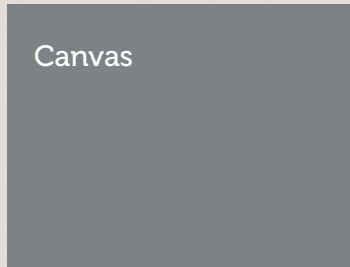
Fir Grain  
Formerly Classic-Craft American  
Style Collection



Walnut Grain



Mahogany Grain  
Formerly Classic-Craft Rustic  
and Mahogany Collections




Canvas

## Popular looks inspired by design.


Explore more options at [thermatru.com/ClassicCraft](https://thermatru.com/ClassicCraft).




CCV1851 / Canvas  
with Zaha Glass  
Finished in Canyon



CCA2400XK / Fir Grain  
with Reeded Glass  
Finished in Raven



CCA2310XE / Fir Grain  
with Satin Etch Glass and SDLs  
Finished in Barley




CCA2330XK / Fir Grain  
with Reeded Glass and SDLs  
Finished in Rustic Clay



CCA2380XE / Fir Grain  
with Satin Etch Glass and SDLs  
Finished in Shale



CCM2803 / Mahogany Grain  
with Zaha Glass  
Finished in Lynx



CCA1100 / Fir Grain  
Finished in Driftwood



CCA1133 / Fir Grain  
Finished in Shale



CCA1145 / Fir Grain  
Finished in Golden Wheat



CCA1150 / Fir Grain  
Finished in Rustic Clay



CCW903 / Walnut Grain  
Finished in Autumn Harvest



CCW905 / Walnut Grain  
Finished in New Earth



CCW906R / Walnut Grain  
Finished in Acorn



CCW907R / Walnut Grain  
Finished in Barley



CCW1000 / Walnut Grain  
Finished in Driftwood



# Configurations


Classic Craft. premium entryways are available in a variety of configurations to fit your home.




Single Door  
Optional Door  
Only Transom




Single Door /  
One Sidelite  
Optional Door Only /  
Sidelite Only Transoms



Single Door /  
Two Sidelites  
Optional Elliptical Transom



Single Door /  
Two Sidelites  
Optional Rectangular Transom



Double Door



CCA2320SL / Fir Grain  
with Low-E Glass and SDLs  
Finished in Rustic Clay



CCA211SL / Fir Grain  
with Homeward Glass  
Finished in Rustic Clay



CCV9020SL / Canvas  
with Low-E Glass and SDLs  
Finished in Granite

## Sidelites



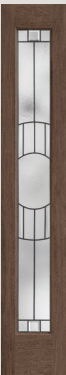
DRS2131SL  
Direct Set Sidelite  
with Low-E Glass



CCA3401SL / Fir Grain  
with Homeward Glass  
Finished in Rustic Clay



CCA1423SL / Fir Grain  
with Arborwatch Glass  
Finished in Rustic Clay



CCR1851SL / Mahogany Grain  
with Zaha Glass  
Finished in Driftwood



CCR3412SL / Mahogany Grain  
with Lucerna Glass  
Finished in Driftwood



CCA2400SL / Fir Grain  
with Privacy Glass  
Finished in Rustic Clay



CCR3408SL / Mahogany Grain  
with Provincial Glass  
Finished in Driftwood



CCV100SL / Canvas  
with Low-E Glass  
Finished in Onyx



CCR3400XHSL / Mahogany  
Grain with Hammered Glass  
Finished in Driftwood



CCR2025XKSL / Mahogany Grain  
with Reeded Glass and SDLs  
Finished in Driftwood



CCA2300SL / Fir Grain  
with Low-E Glass and SDLs  
Finished in Rustic Clay



CCA2310\_SL / Fir Grain  
with Privacy Glass and SDLs  
Finished in Rustic Clay

## Transoms



LFET / Longford Glass



CC040T / Provincial Glass



LCET / Lucerna Glass



19020T / Low-E Glass



HWRT / Homeward Glass



ABRT / Arborwatch Glass




LCRT / Lucerna Glass



CC420T / Provincial Glass



ZHRT / Zaha Glass



19220T / Low-E Glass



AB30T / Arborwatch  
Glass



LC30T / Lucerna Glass



19200T / Low-E Glass  
with Grilles



19200T / Low-E Glass

Explore more options at [thermatru.com/ClassicCraft](https://thermatru.com/ClassicCraft).



PrismaGuard® Premium Finish

Explore a nature-inspired color palette of premium stains and paints designed to enhance the overall beauty of the entry.

Stains are shown on Classic Craft® Fir grain.



Durable Topcoat



Professional Application



Tumbleweed




Acorn




Wildflower Honey




Rustic Clay




Barley




Mulberry




Autumn Harvest




New Earth



Driftwood




Raven



Alpine



Granite




Peregrine




Onyx




Obsidian




Indigo




Estuary




Arctic Ice



Cypress




Golden Wheat




Canyon




Ruby Red



Cabernet




Chestnut



Elk


Multi-Point Locking System Handleset Options

Bring form and function together. Multi-point locking systems engage the door and frame at three points with handleset options to complement styles from traditional to contemporary.



Forte Prospect

Finish Options



Heirloom Venture Millennium

Backplates:  
Wide  
Narrow  
Locking:  
Active  
Inactive

Finish Options



Note: Finish colors may vary from an actual application due to fluctuations in finishing or printing. See your Therma-Tru seller for details on the PrismaGuard warranty and exclusions.





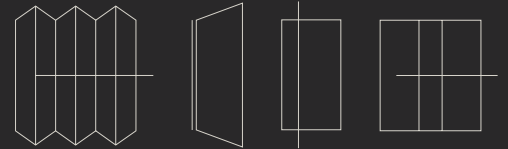


# Veris™

COLLECTION

THERMA-TRU®  
DOORS

The Veris™ collection embodies a reconnection between home and outdoors. Sleek, minimalist designs perfectly frame the view. Expansive glass welcomes an abundance of natural light.



Visit [VerisCollection.com](https://VerisCollection.com) for details.

THERMA-TRU®  
DOORS

[thermatru.com](https://thermatru.com)

1-800-THERMA-TRU (843-7628)

1750 Indian Wood Circle  
Maumee, OH 43537



#thermatru

Front: Classic Craft Walnut Grain Door – CCW8901L; Low-E Glass Direct Set Sidelites – DRS82131SL, Finish – Tumbleweed

Note: See your Therma-Tru seller or visit [thermatru.com](https://thermatru.com) for details on limited warranties and exclusions, and ENERGY STAR qualified products.

©2024 Therma-Tru Corp. All rights reserved. THERMA-TRU and the Therma-Tru Logo are trademarks of Therma-Tru Corp. Registered trademarks are registered in the U.S. and may be registered internationally. Therma-Tru Corp. is an operating company of Fortune Brands Innovations, Inc.

Part #MAFCCB24 MTZT / FEB 2024