

RESIDENTIAL & COMMERCIAL BUILDING MATERIALS



KUIKEN BROTHERS
COMPANY INCORPORATED

Since 1912

M O U L D I N G



M I L L W O R K

✧ Catalog ✧

FALL 2023

\$6.95

WWW.KUIKENBROTHERS.COM



For over 110 years, Kuiken Brothers, a family owned and operated business, has been supplying top quality residential and commercial building materials to contractors and homeowners. We have dedicated ourselves to providing the very best in quality, service and product selection. We are pleased to present you with this Moulding & Millwork catalog and hope that you find it to be a valuable resource in planning your projects.

On behalf of the Kuiken family and our knowledgeable and experienced employees, we remain committed to providing you with the finest products and services available, at all of our convenient locations.

Sincerely,

Douglas R. Kuiken
PRESIDENT, KUIKEN BROTHERS COMPANY, INC



KUIKEN BROTHERS COMPANY, INC.

RESIDENTIAL & COMMERCIAL BUILDING MATERIALS

Since 1912

MISSION STATEMENT

To be the leading provider of Residential and Commercial Building Materials in the markets we serve.

To exceed our customers' needs and expectations by consistently providing quality materials and solutions in a responsive, respectful manner within a framework and culture of honesty, integrity and professionalism.

MOTTO
GET IT RIGHT!





KUIKEN BROTHERS COMPANY, INC

inventories one of the largest collections of premium stock moulding profiles in the region. We are certain you will find a package of profiles that will quickly add charm and turn a house into a home or a commercial space steeped in sophistication. Keep your projects moving forward. Choose Kuiken Brothers stock moulding profiles.

COMMERCIAL BUILDING MATERIALS



DRYWALL ■ METAL STUDS ■ CEILING SYSTEMS ■ INSULATION ■ COMMERCIAL DOORS & HARDWARE

LOCATIONS WITH LARGEST COMMERCIAL BUILDING MATERIAL INVENTORY



SUCCASUNNA, NJ: 33 ROUTE 10 EAST, SUCCASUNNA, NJ 07876
(973)968-7700

EMERSON, NJ: 246 KINDERKAMACK RD EMERSON, NJ 07630
(201)262-6666

GARFIELD, NJ: 485 RIVER DR., GARFIELD, NJ 07026
(973)772-0044

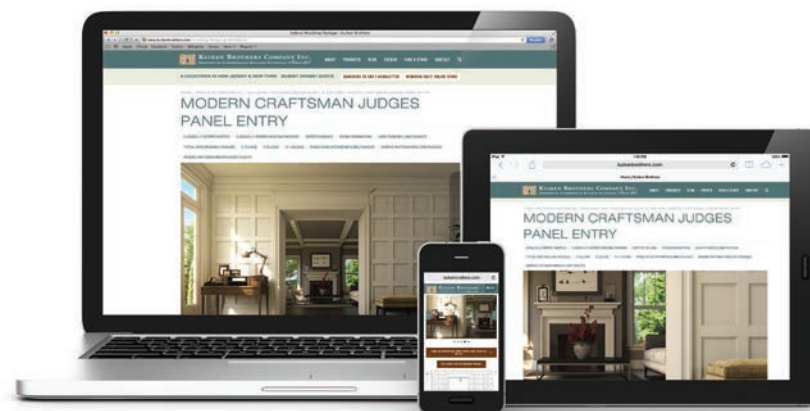
NEWARK, NJ: 500 DOREMUS AVE., NEWARK, NJ 07105
(973)638-7200

KUIKENBROTHERS.COM/COMMERCIAL

visit

www.KuikenBrothers.com

Kuiken Brothers is a jobsite friendly site that can be viewed just as easily on your mobile device as your desktop. When was the last time you actually flipped through that printed product installation guide (be honest!)? Video mobile friendly websites are revolutionizing the way our industry learns about new products and proper installation methods. The New KuikenBrothers.com promises to deliver video and large photos, perfect for huddling around an iPad or iPhone on a jobsite.



CAD FILES AVAILABLE ON KUIKENBROTHERS.COM/MOULDINGS



CLASSICAL MOULDING INSPIRED BY 18TH CENTURY PATTERNS

READY FOR YOUR NEW OLD HOUSE, WITHOUT THE LEAD TIME

Kuiken Brothers Classical Moulding is a collection of primed poplar moulding profiles (16' lengths, in-stock). The designs are inspired by Georgian, Federal, Greek Revival, Colonial Revival and Traditional Revival homes built over 200 years ago.



Casings.....pgs 16 – 29

Base..... pgs 44 – 47, 54 – 56

Crownpgs 64 – 70

Chair Rail.....pgs 94 – 97

Panelpgs 99 – 102



Grown, Harvested & Milled In the U.S.A.



PICK UP A CLASSICAL

MOULDING CATALOG

IN-STORE OR REQUEST ONE

ON KUIKENBROTHERS.COM



DOWNLOAD THE CLASSICAL
MOULDING CATALOG

WWW.KUIKENBROTHERS.COM/CLASSICAL

5/4" Cap

KB376

1"x4"

KB381

1"x6"

1"x4"

KB384

1"x6"

KB883



KUIKEN BROTHERS

MODERN CRAFTSMAN

MOULDING COLLECTION

The Modern Craftsman Moulding Collection blends the simplicity of profiles found in Craftsman style homes built in the early 20th Century while still maintaining proper scale and proportion, inspired by our Classical Moulding Collection. These profiles are not scant. They are all milled from poplar which creates deep incisions and crisp edges, ensuring each shadow line is purposeful and meaningful. It works great today as a simple, yet bold application for those looking to achieve a modern look with a classical edge.



Grown, Harvested & Milled In the U.S.A.

IN STOCK



PICK UP A MODERN
CRAFTSMAN CATALOG
IN-STORE OR REQUEST ONE
ON KUIKENBROTHERS.COM



DOWNLOAD THE MODERN
CRAFTSMAN CATALOG

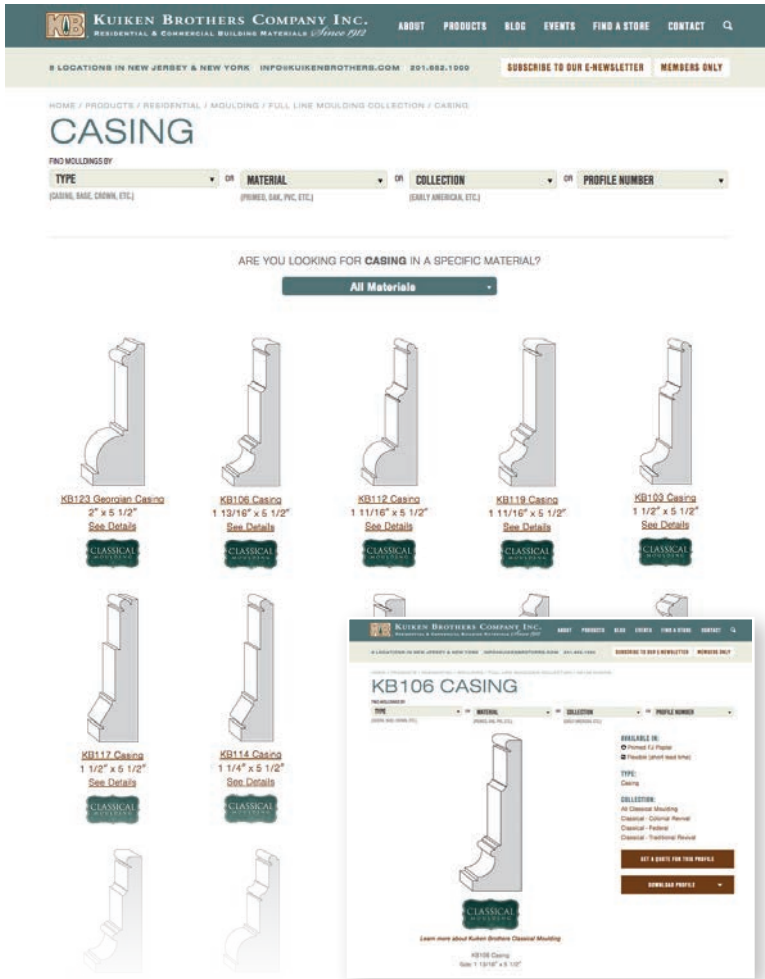
KB267

WWW.KUIKENBROTHERS.COM/MODERN_CRAFTSMAN

DOWNLOAD CAD FILES AT WWW.KUIKENBROTHERS.COM

ARCHITECTS AND INTERIOR DESIGNERS

Add detail to your plans by downloading specific moulding profiles to your blueprints. Download the CAD file that accompanies each profile. Pictured below is the online version of Kuiken Brothers stock moulding catalog.



INDEX

Volume 18, 2023

ORDERING KUIKEN BROTHERS MOULDINGS: 260

Casings: 16-43

Bases: 44-62

Crowns: 64-81

Combination Ideas: 63, 82-86, 104, 174-200

MDF Mouldings: 134-143

MOULDINGS

Astragal & Mullion Center	115-116
Back Band	20, 41
Baluster	111
Base Cap Moulding	54-57
Base Mouldings	44-63
Beadboard	160-162
Bed Mouldings	68-70, 77
Brick Moulding	120, 152
Bull Nose	108
Casings	16-43
Chair Rail Mouldings	94-98
Clam Stop	110
Classical Moulding	16-29, 41-48, 54-56, 64-70, 87, 90, 93-102, 115, 174-200
Colonial Stop	108-109
Corner Guard	117-118

Cove Mouldings	65, 71, 74, 75, 89-91, 151
Crown Mouldings	64-85, 87, 139-142, 144, 148-150
Dentil Mouldings	69, 87
Door & Window Casing	16-43
Drip Cap	120, 152
Extension Jamb	122-123
Exterior Surrounds	158
Exterior Trim	148-158
Floor Mouldings	61
Glass Bead	119
Half Round Mouldings	114
Hand Rails	106-107
Hardwood Boards	243
Historic Moulding	16-29, 41-48, 54-56, 64-70, 87, 90, 93-102, 115, 174-200
KB Ultra MDF Primed	134-142
Kleer TruEDGE	156

VISIT OUR SHOWROOMS TO VIEW MOULDING, WINDOW AND DOOR COMBINATIONS



INDEX *continued*

KleerWrap	157
Landing Tread	129
Lattice Mouldings	112
Mantel Combinations	174-177, 190-195
MDF Moulding	134-145
Modern Craftsman	30-33, 48-53, 71-74, 97
Moulding Design Guide	174-200
Mullion Center	115-116
Neck Moulding	81
Nose & Cove Mouldings	88
Nosing	129
Outside Corner	117-118
Panel Mouldings	99-103
Parting Strip	111
Pattern Boards	160-161
Picture Frame/Rail Moulding	119
Pilaster Mouldings	92-93
Plinth Blocks	131-132
Pole Mouldings	113
Prestige Line	144-146
PVC Mouldings	148-155
Quarter Round Mouldings	105
Quirk	101
Reeded Accent	92-93
Rosettes	132
Saddles	130
Sanitary Corner Guard	117
Shelf Edge	121
Shingle Band	150
Shiplap	160
Shoe Moulding	53, 61, 110
Siding	164-167
Sill	130, 154-155
Sill Nosing	154
Skewback	121
Skirl Siding	165
Solid Crown	80-81, 150
Stool	124-128
Stop Mouldings	108-110
Tongue & Groove Flooring	168-169

Tongue & Groove Siding	161
Wainscot	153, 160-162
Wainscot Cap	163
Window & Door Casing	16-43
Window Sill	128, 154, 155
Window Stool	124-128

PATTERN STOCK BOARDS

Beaded Ceiling/Wainscot	153, 160-162
Boards	158, 170, 244-246
Flooring	168-169
Paneling/Planking	160-162
Roof Decking	167
Shiplap	160
Siding	164-166
Standard Wood Boards	170
Stepping	169
Wainscot	153, 160-162

WINDOWS, DOORS CABINETRY & OTHER MILLWORK

Architectural Hardware	230
Cabinets	254-258
Columns	248-249
Door Hanging Instructions	232
Doors – Commercial	234-238
Doors – Hollow Metal	234, 238
Doors – Residential	220-229
Exterior Trim	148-158, 244-246
Flexible Moulding	242
Hardware	230-231, 235-237
Hardwood Millwork	243
Pocket Door Hardware	229
PVC Boards & Panels	244
Shutters	250-251
Windows	204-218

PATTERN INDEX

We have arrived at a numbering system for our mouldings by grouping like mouldings in a series. For example, the 100 series is casing related moulding; the 200 series is base related moulding and so on. You will find that this index is streamlined for ordering your mouldings.

PAT.	PAGE	PAT.	PAGE	PAT.	PAGE
KB100	34	KB195	120	KB267	52
KB102	21	KB196	20, 41	KB270	105
KB103	21	KB197	41	KB275	105
KB104	22	KB198	41	KB280	105
KB105	34	KB199	20, 41	KB285	105
KB106	22	KB200	58	KB290	61
KB107	29, 47	KB202	58	KB292	61
KB108	29, 47	KB205	35, 58	KB293	53
KB109	25	KB210	60	KB295	58
KB110	34	KB210U	138	KB300	91
KB111	29, 47	KB212	61	KB303	91
KB112	25	KB212U	137	KB305	91
KB113	24	KB215	60	KB307	89
KB114	24	KB215U	136	KB308	89
KB115	35	KB217	61	KB310	89
KB116	23	KB217U	137	KB311	68
KB117	23	KB220	59	KB312	77
KB118	26	KB221	56, 88, 101	KB313	68
KB119	26	KB222	45	KB314	64
KB120	39	KB223	46	KB315	79
KB122	27	KB224	53	KB316	67
KB123	28	KB225	59	KB317	66
KB125	39	KB226	46	KB318	66
KB126U	39, 135	KB227	44	KB319	69
KB130	36	KB228	48	KB320	79
KB130U	134	KB229	48	KB321	69
KB132	36	KB230	59	KB324	70
KB132U	134	KB231	44	KB325	78
KB133	38	KB232	45	KB325U	139
KB135	38	KB233	49	KB326	67
KB136	16	KB234	49	KB327	69, 87
KB137	16	KB235	57	KB329	68
KB138	17	KB240	57	KB330	78
KB139	17	KB241	56	KB331U	75, 142
KB140	38	KB242	56, 102	KB332	75
KB142	37	KB243	55, 90, 101	KB334U	75, 142
KB145	37	KB244	54, 102	KB335	77
KB145U	135	KB245	57	KB336	70
KB150	40	KB246	53, 101	KB340	76
KB155	40	KB247	57	KB340U	139
KB160	37	KB248U	57, 138	KB341	71
KB161	30	KB249	54, 102	KB342	71
KB162	30	KB250	110	KB345	76
KB163	31	KB251	55, 90, 102	KB345U	140
KB164	31	KB252	32, 50	KB350	76
KB165	93	KB253	32, 50	KB350U	140
KB170	92	KB254	32, 51	KB352	77
KB172	93	KB255	105	KB352U	141
KB175	92	KB256	51	KB353	65
KB180	40	KB260	105	KB354	64
KB185	40	KB265	105	KB355	81
KB190	120	KB266	52	KB357	90

PATTERN INDEX *continued*

PAT.	PAGE	PAT.	PAGE	PAT.	PAGE
KB358	90	KB605	110	KB879	100
KB359	90	KB610	110	KB880	101
KB360	81	KB615	110	KB881	99
KB361	65	KB630	109	KB882	99
KB362	81	KB635	109	KB883	53, 101
KB365	81	KB640	109	KB895	129
KB368	81	KB645	108	KB900	161
KB370	80	KB650	108	KB902	161
KB375	80	KB654	100, 115	KB904	161
KB376	33, 97	KB655	108	KB904PVC	153
KB378	74	KB657	115	KB906	161
KB379	74	KB658	108	KB908	160
KB380	80	KB660	116	KB908PVC	153
KB381	73	KB665	116	KB910	161
KB384	73	KB670	116	KB912	161
KB385	87	KB685	115	KB914	160
KB386	72	KB686	115	KB915	160
KB387	72	KB700	122	KB916	164
KB389	88	KB705	122	KB918	164
KB390	88	KB710	122	KB920	164
KB392	88	KB715	123	KB922	165
KB393	88	KB720	123	KB924	165
KB394	88	KB725	126	KB925	165
KB400	98	KB730	127	KB926	166
KB401	18, 95	KB735	127	KB927	166
KB402	20, 94	KB740	127	KB928	166
KB403	95	KB745	126	KB930	160
KB404	19, 94	KB750	126	KB932	167
KB405	98	KB755	124	KB934	168
KB406	18, 96	KB760	124	KB935OAK	168
KB407	19, 97	KB765	124	KB936	168
KB409U	98, 136	KB770	124	KB938	169
KB410	98	KB775	125	KB938MAH	169
KB415	106	KB780	125	KB940	169
KB420	107	KB785	130	KB942	169
KB425	107	KB786	130	PB518	131
KB430OAK	106	KB787	130	PB550	131
KB445	117	KB790	128	PVC5041	148
KB450	117	KB795	128	PVC5045	149
KB455	117	KB796	129	PVC5047	149
KB465	118	KB797	129	PVC5049	148
KB470	118	KB799	130	PVC5063	149
KB480	113	KB805	163	PVC5075	151
KB485	113	KB808	41, 163	PVC5150	151
KB500	112	KB810	163	PVC5158	150
KB505	112	KB815	120	PVC5164	151
KB510	112	KB825	119	PVC5168	151
KB515	112	KB840	119	PVC5180	152
KB520	112	KB845	103	PVC5210	150
KB525	112	KB855	121	PVC5234	152
KB530	112	KB860	121	PVC5245	151
KB535	111	KB865	121	PVC5283	152
KB540	111	KB870	103	PVC5287	150
KB545	111	KB871	100	PVC5311	154
KB550	111	KB872	103	PVC7435	154
KB555	111	KB873	100	PVC7650	154
KB560	114	KB874	55, 99	PVC7931	152
KB565	114	KB875	103	PVC7962	150
KB570	114	KB876	54, 99	PVC9608	155
KB600	110	KB878	100	Skirl Wavy Edge Siding	165

MOULDINGS

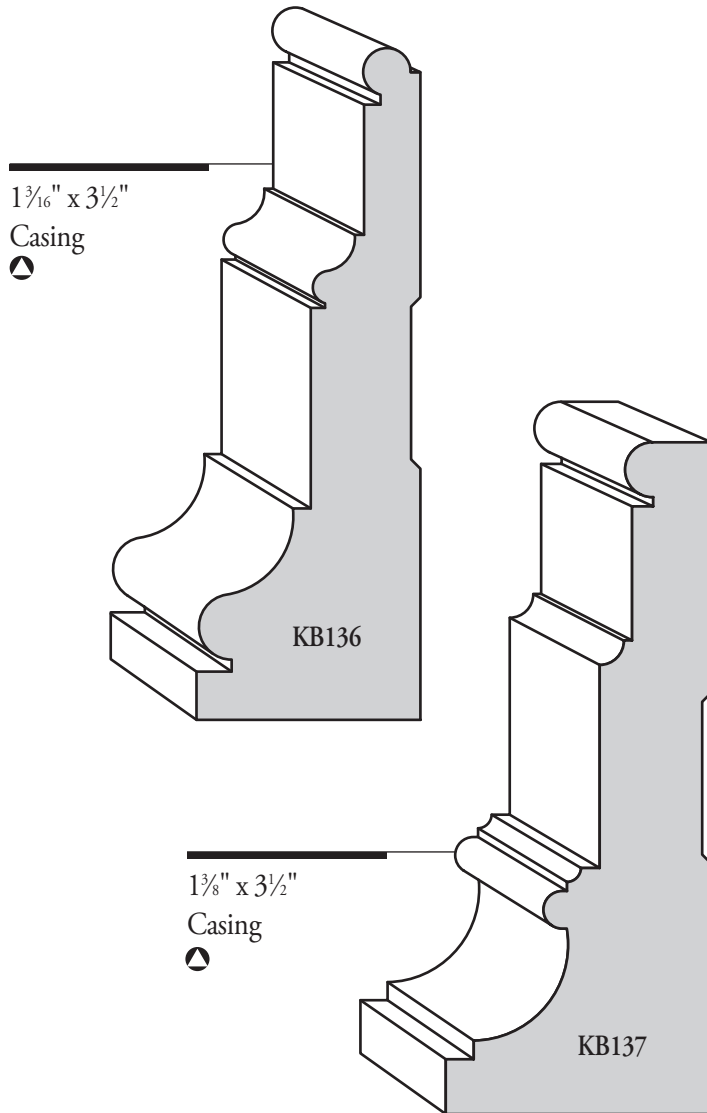
The following moulding section represents our stock patterns and indicates the various species and types of wood in-stock or readily available. For radiused or arched applications, we offer Duraflex flexible moulding or can custom mill from MDF or poplar. We have made every attempt to show the profiles as accurately as possible in our continuing goal of excellence.

While we show and offer many different moulding patterns in our catalog, we realize there may be occasions when the individual preference is for something slightly different. Custom made mouldings are available in different profiles and different species of wood. We can certainly accommodate your requirements.





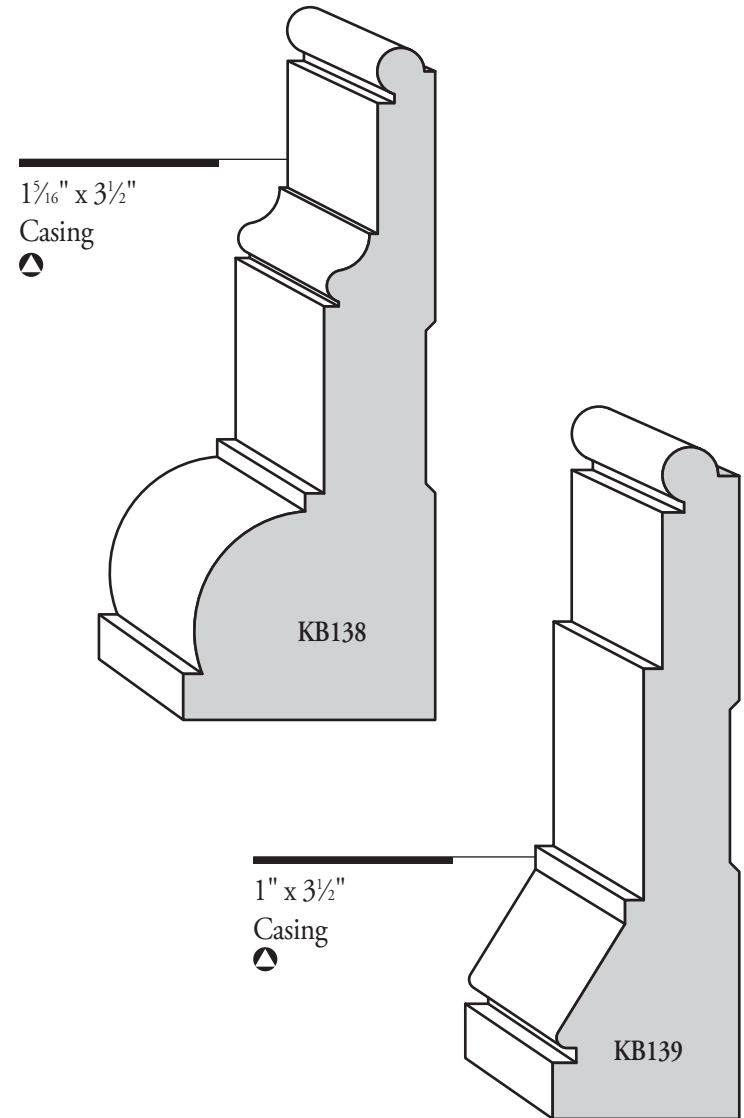
Door & Window Casing



● Clear Pine ○ Primed FJ Pine ▲ Primed FJ Poplar 🍃 Lightweight Primed MDF



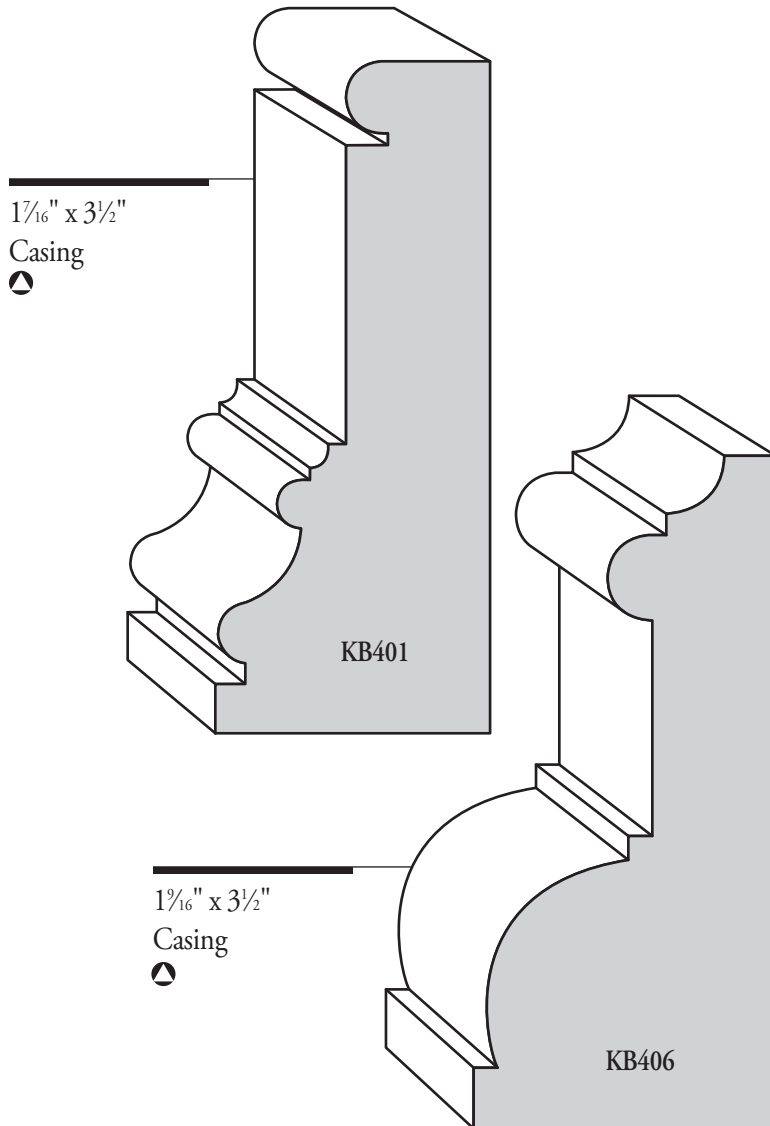
Door & Window Casing



● Clear Pine ○ Primed FJ Pine ▲ Primed FJ Poplar 🍃 Lightweight Primed MDF



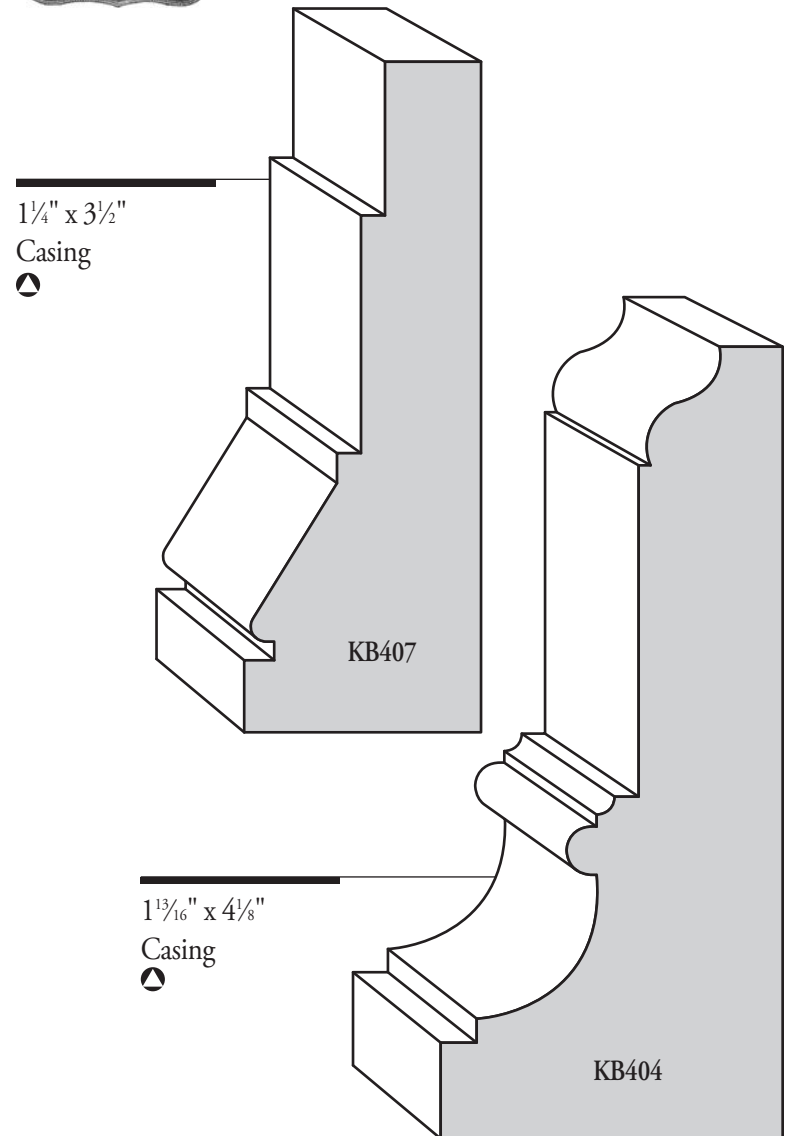
Door & Window Casing



● Clear Pine ○ Primed FJ Pine ▲ Primed FJ Poplar 🍃 Lightweight Primed MDF



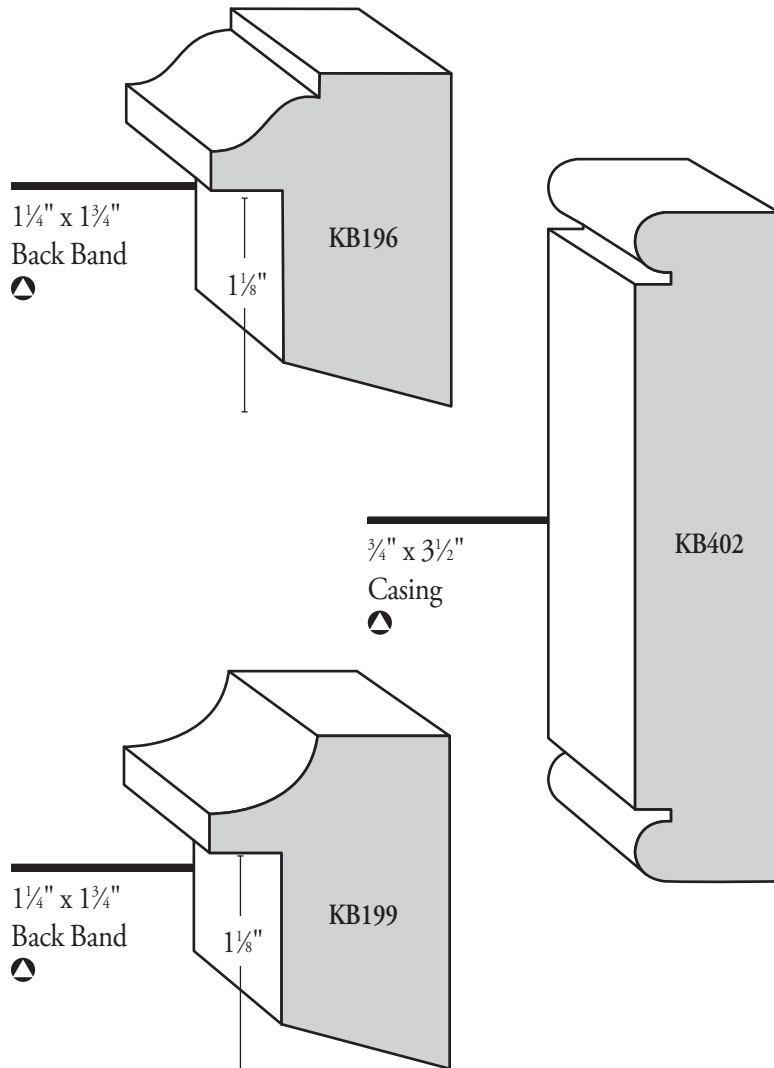
Door & Window Casing



● Clear Pine ○ Primed FJ Pine ▲ Primed FJ Poplar 🍃 Lightweight Primed MDF



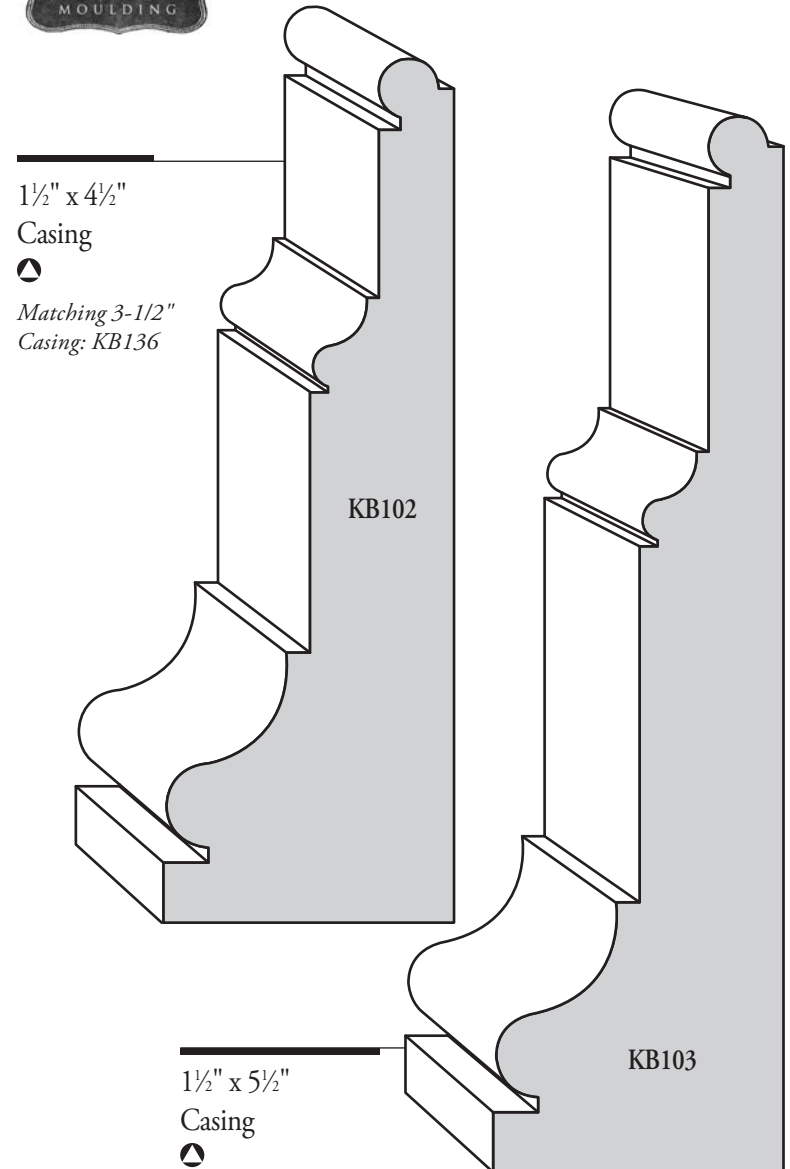
Door & Window Casing



● Clear Pine
 ○ Primed FJ Pine
 ▲ Primed FJ Poplar
 ☛ Lightweight Primed MDF



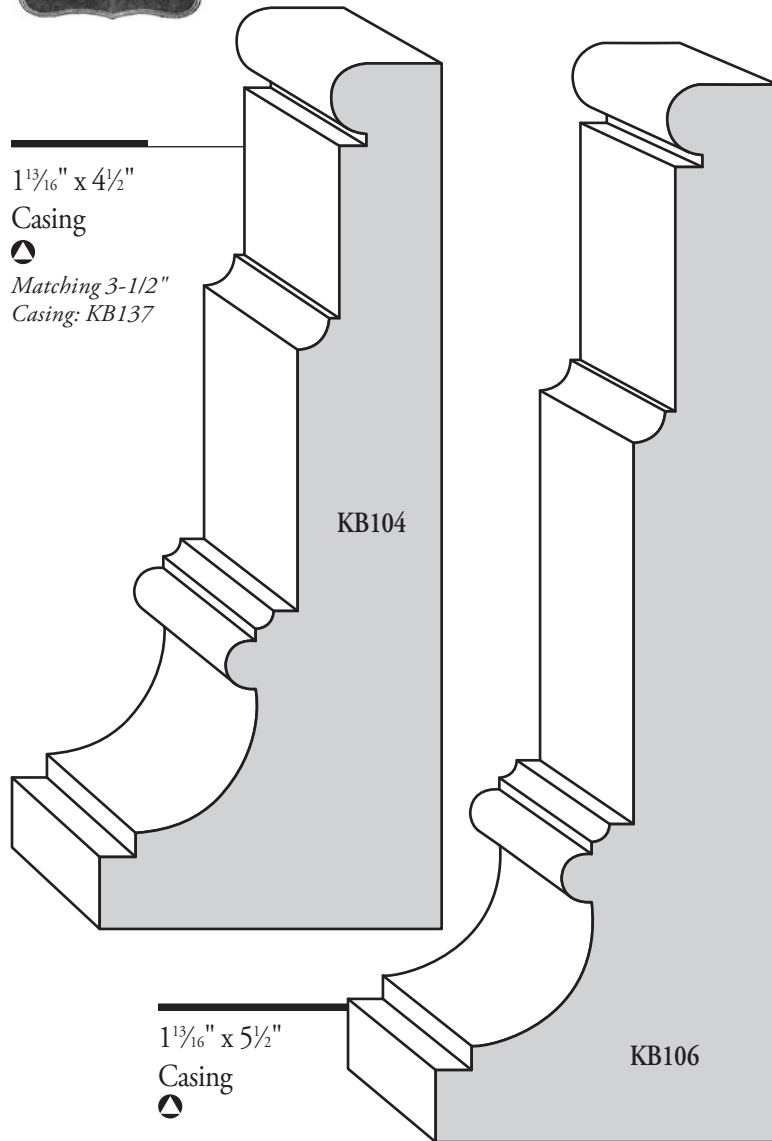
Door & Window Casing



● Clear Pine
 ○ Primed FJ Pine
 ▲ Primed FJ Poplar
 ☛ Lightweight Primed MDF



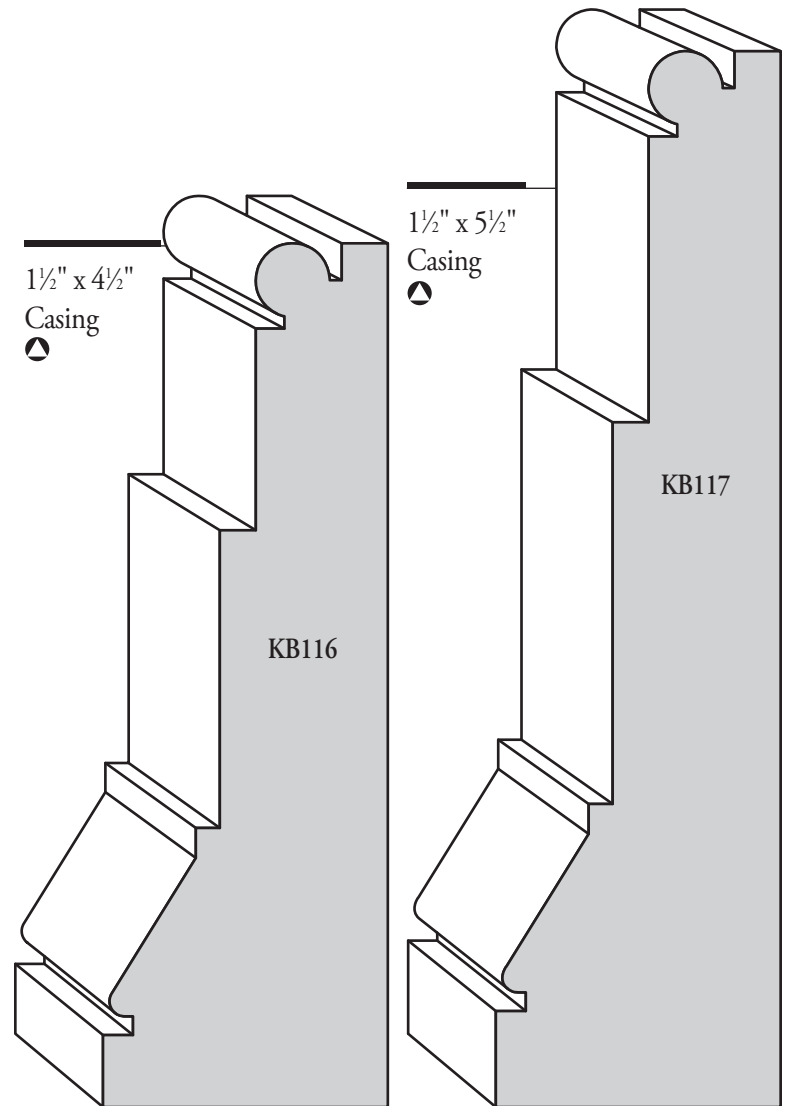
Door & Window Casing



● Clear Pine ○ Primed FJ Pine ▲ Primed FJ Poplar 🍃 Lightweight Primed MDF



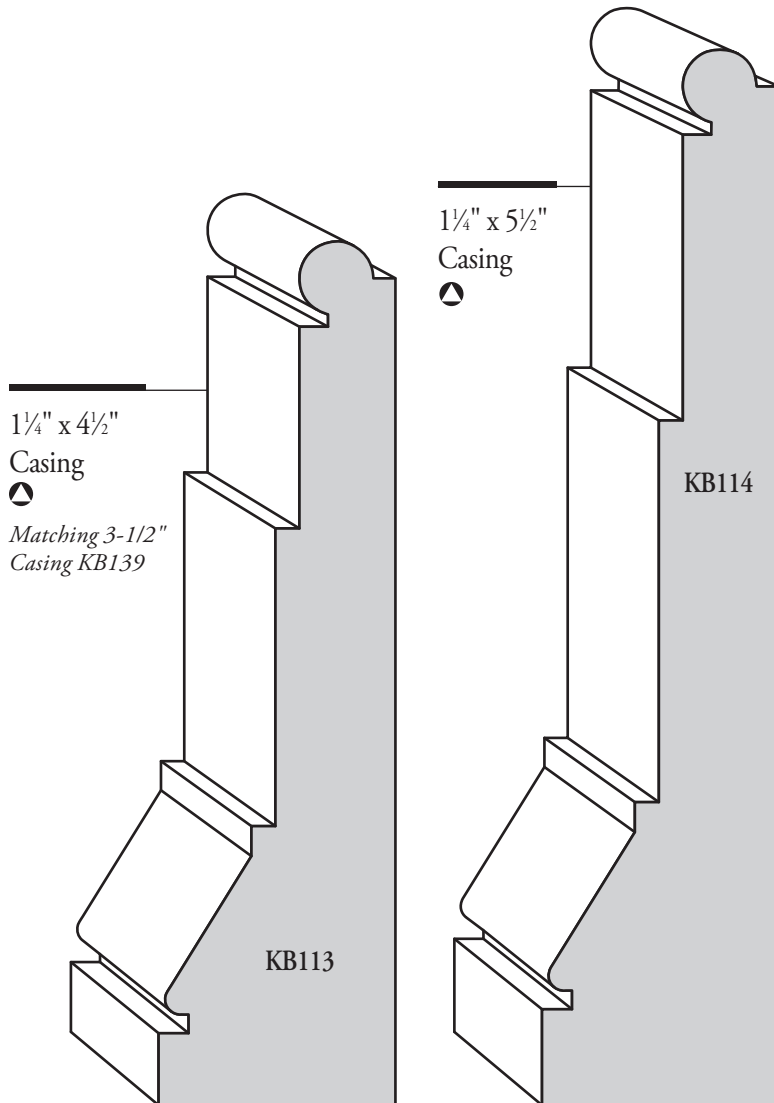
Door & Window Casing



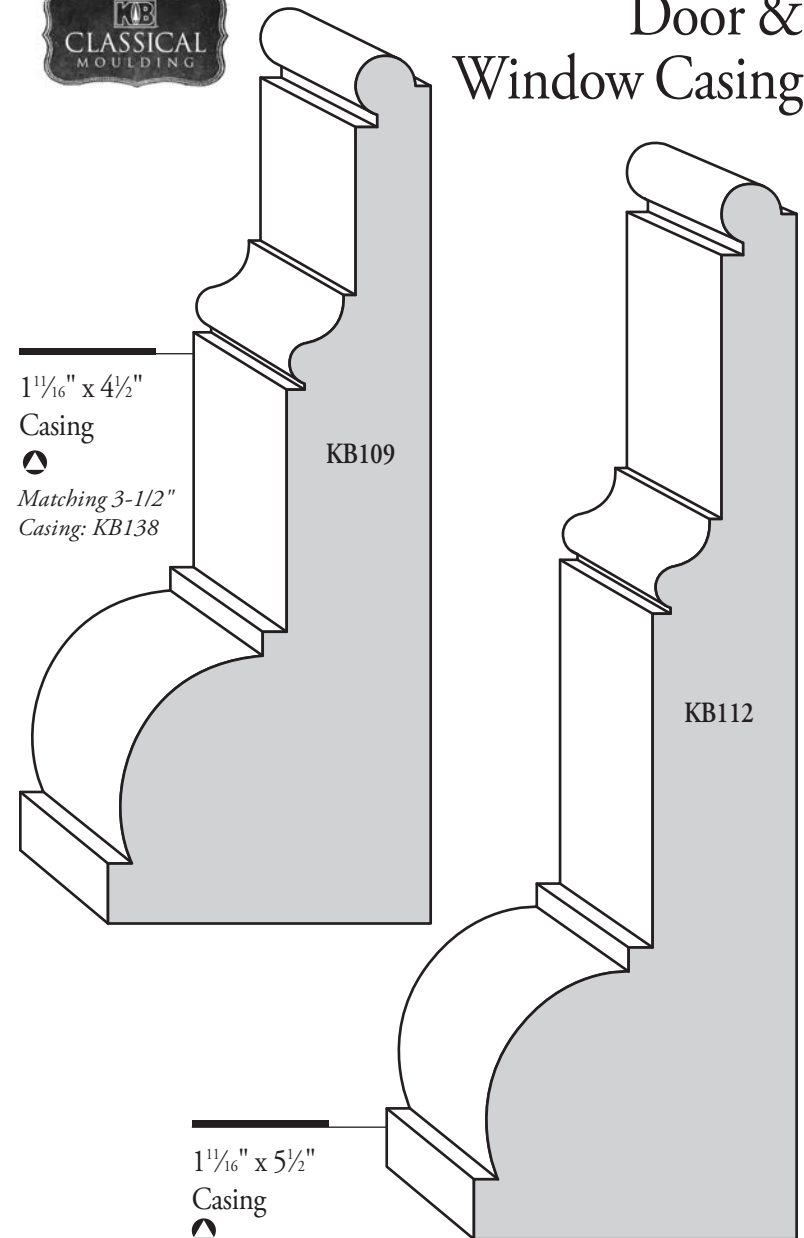
● Clear Pine ○ Primed FJ Pine ▲ Primed FJ Poplar 🍃 Lightweight Primed MDF



Door & Window Casing

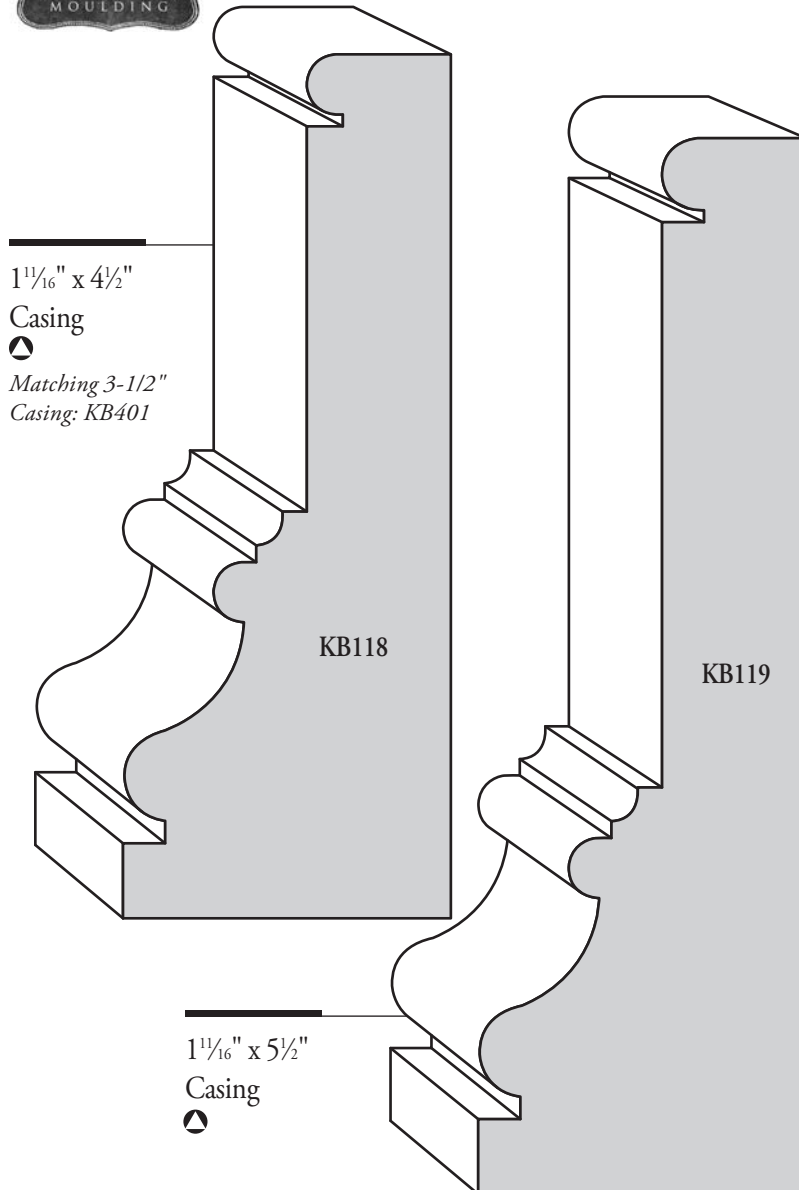


Door & Window Casing





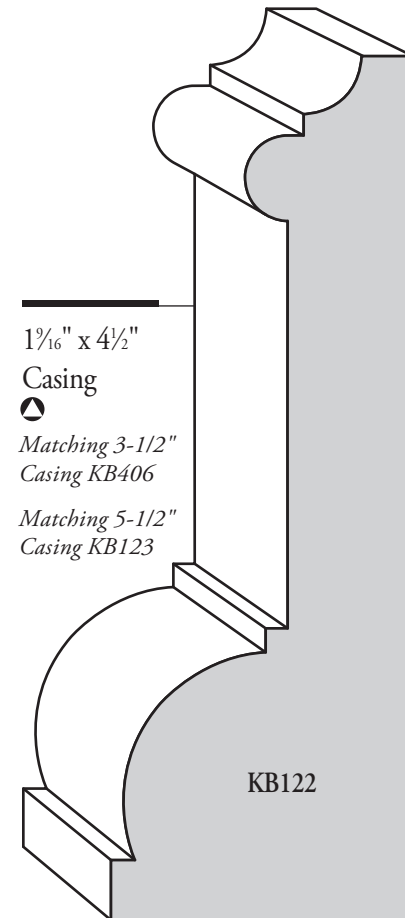
Door & Window Casing



● Clear Pine ○ Primed FJ Pine ▲ Primed FJ Poplar 🍃 Lightweight Primed MDF



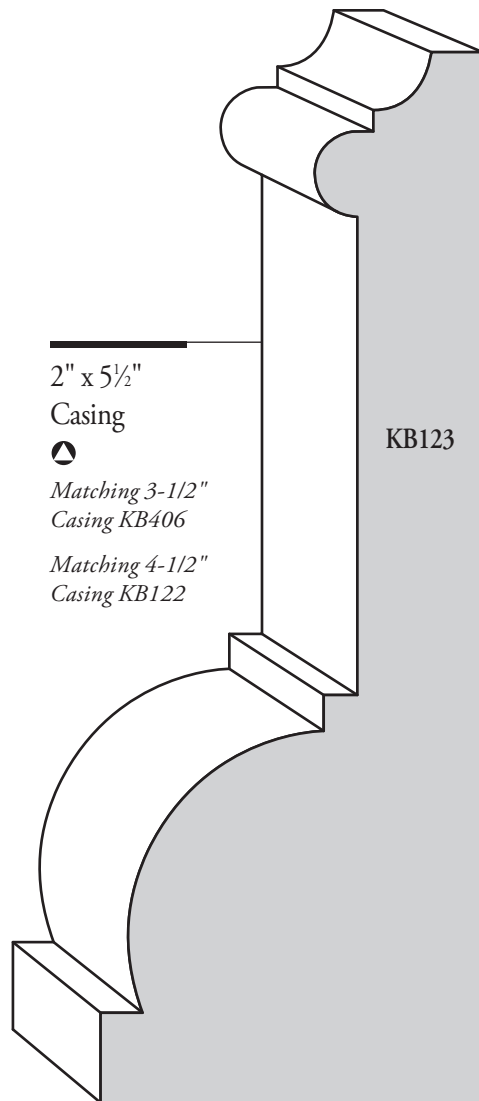
Door & Window Casing



● Clear Pine ○ Primed FJ Pine ▲ Primed FJ Poplar 🍃 Lightweight Primed MDF



Door & Window Casing



2" x 5½"

Casing



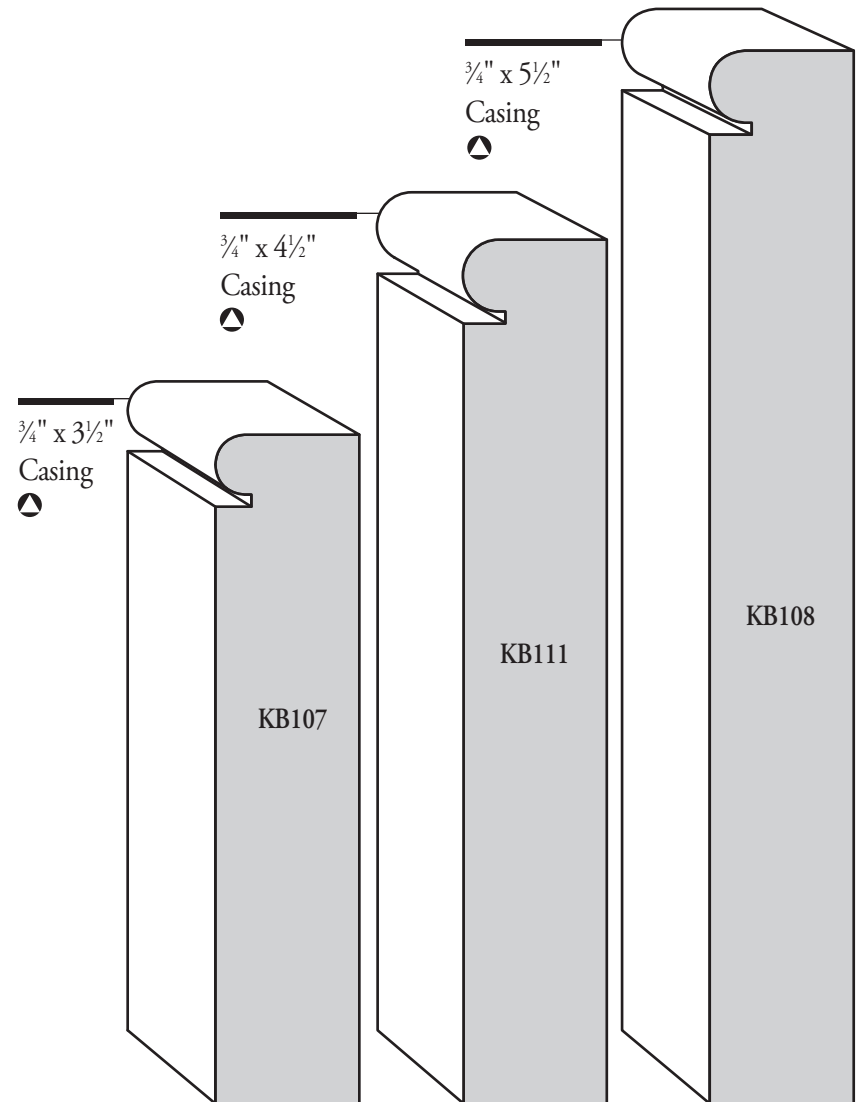
Matching 3-1/2"
Casing KB406

Matching 4-1/2"
Casing KB122

KB123



Door & Window Casing



¾" x 3½"

Casing



¾" x 4½"

Casing



¾" x 5½"

Casing

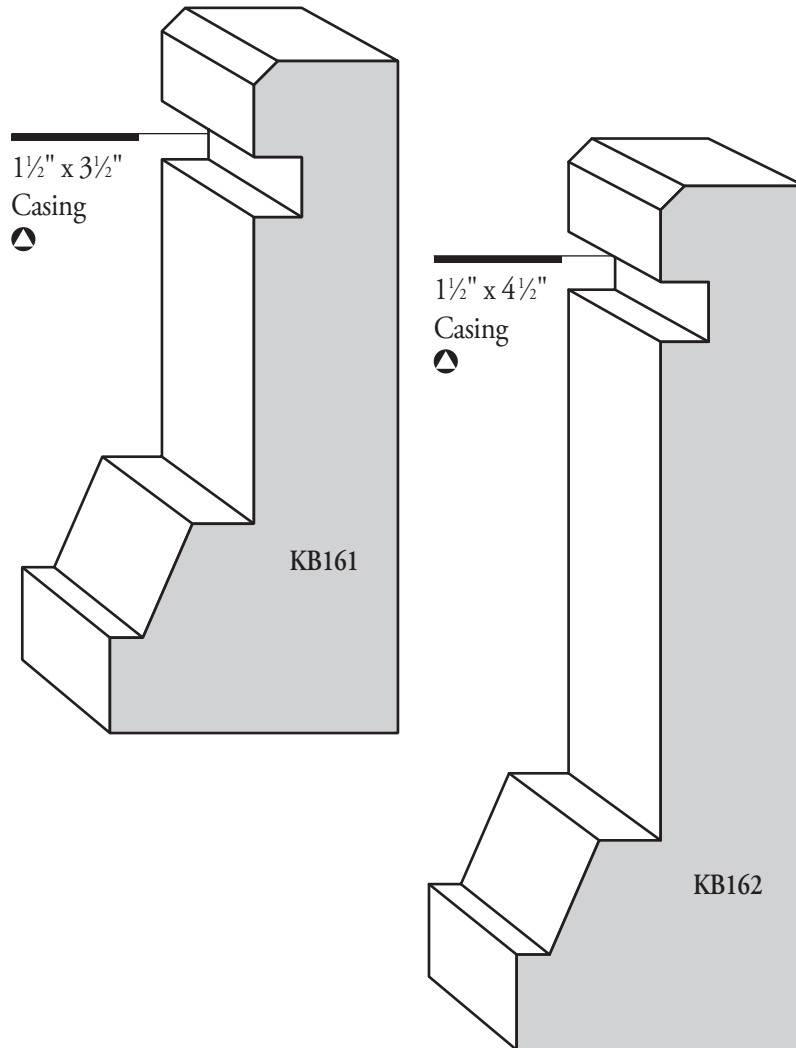


KB107

KB111

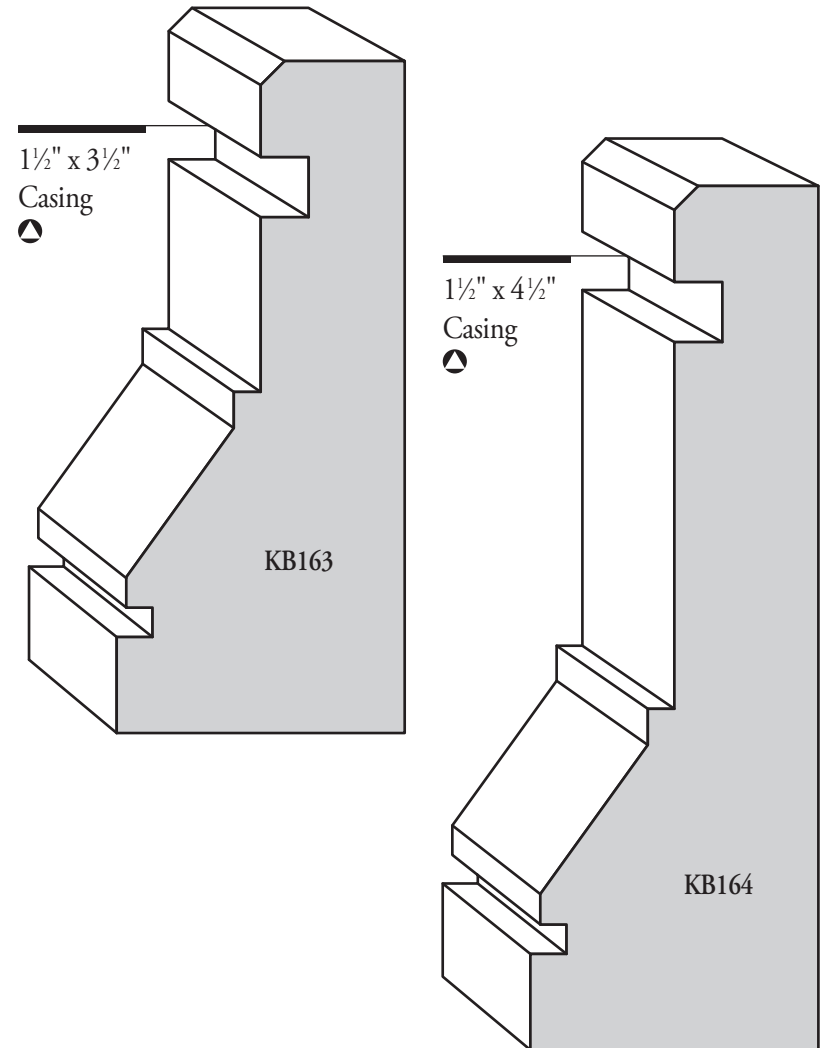
KB108

Door & Window Casing



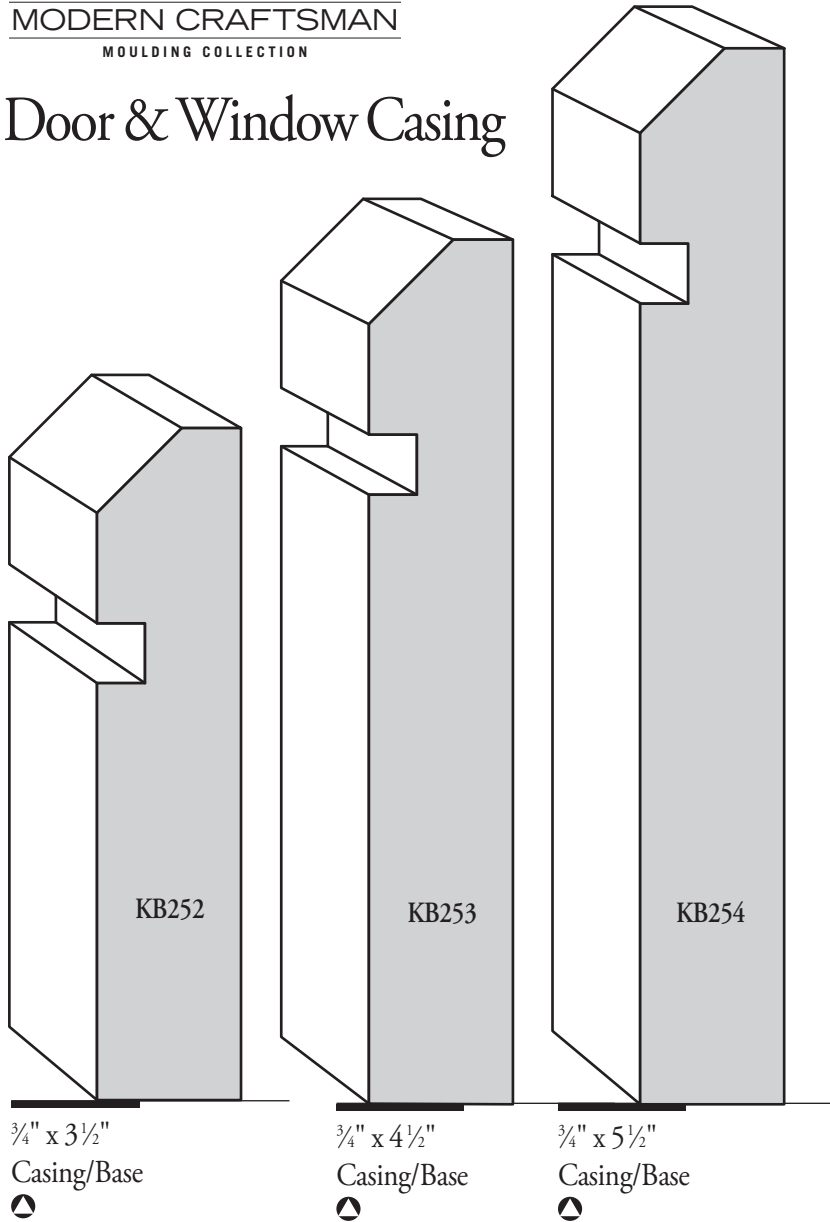
● Clear Pine ○ Primed FJ Pine ▲ Primed FJ Poplar 🍃 Lightweight Primed MDF

Door & Window Casing

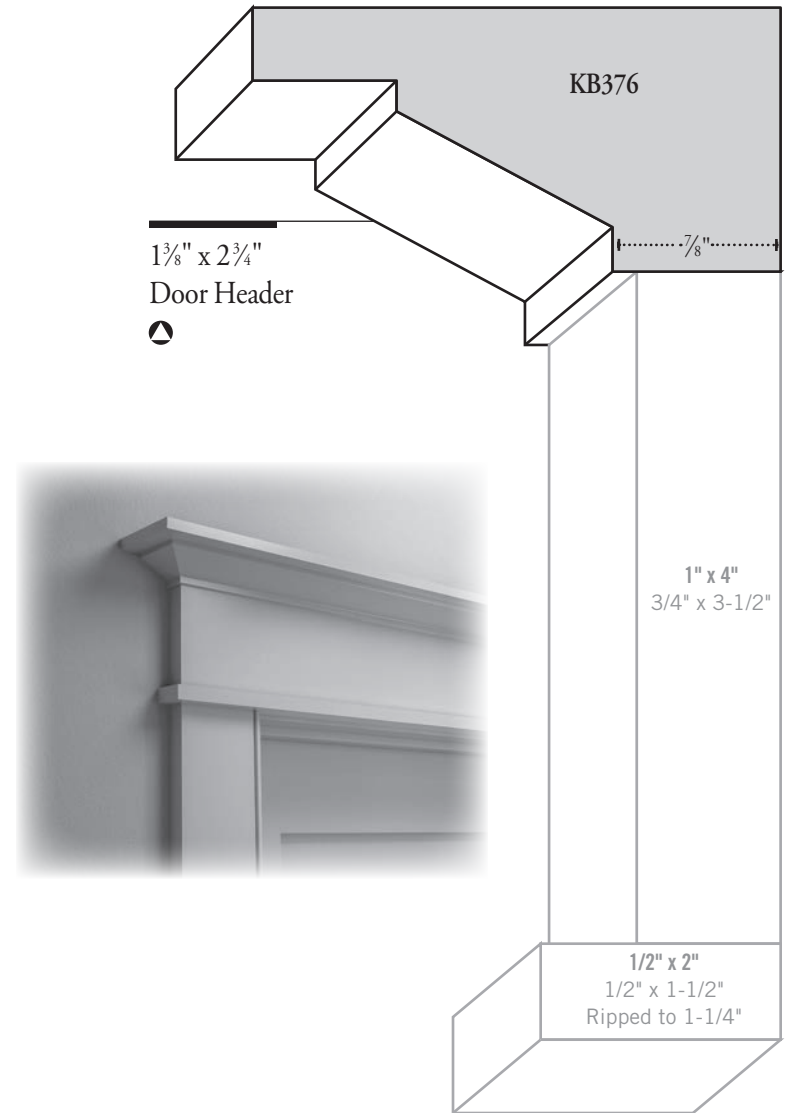


● Clear Pine ○ Primed FJ Pine ▲ Primed FJ Poplar 🍃 Lightweight Primed MDF

Door & Window Casing



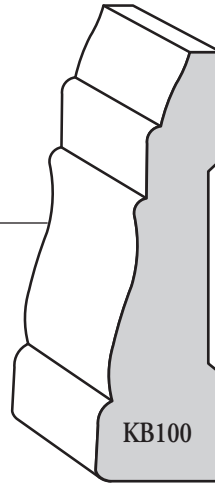
● Clear Pine ○ Primed FJ Pine ▲ Primed FJ Poplar 🍃 Lightweight Primed MDF



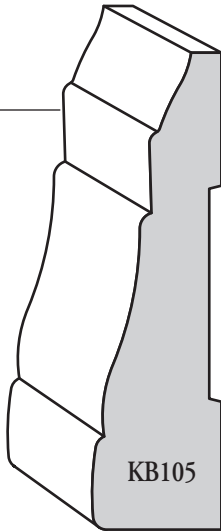
● Clear Pine ○ Primed FJ Pine ▲ Primed FJ Poplar 🍃 Lightweight Primed MDF

Door & Window Casing

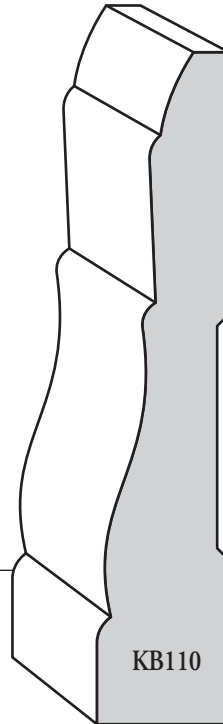
$\frac{11}{16}" \times 2\frac{1}{4}"$
Colonial Casing
● ○



$\frac{11}{16}" \times 2\frac{1}{2}"$
Colonial Casing
● ○

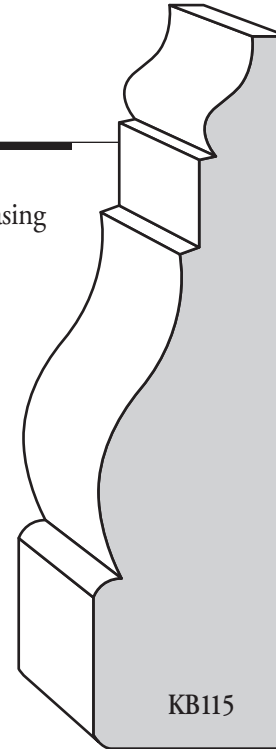


$\frac{11}{16}" \times 3\frac{1}{2}"$
Colonial Casing
● ○

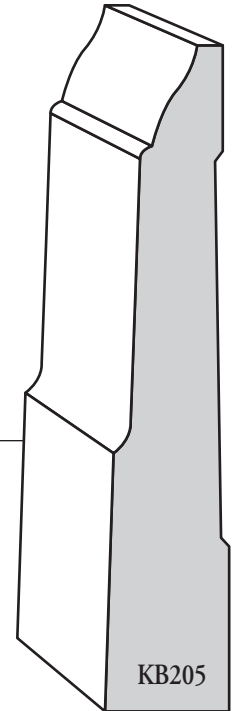


Door & Window Casing

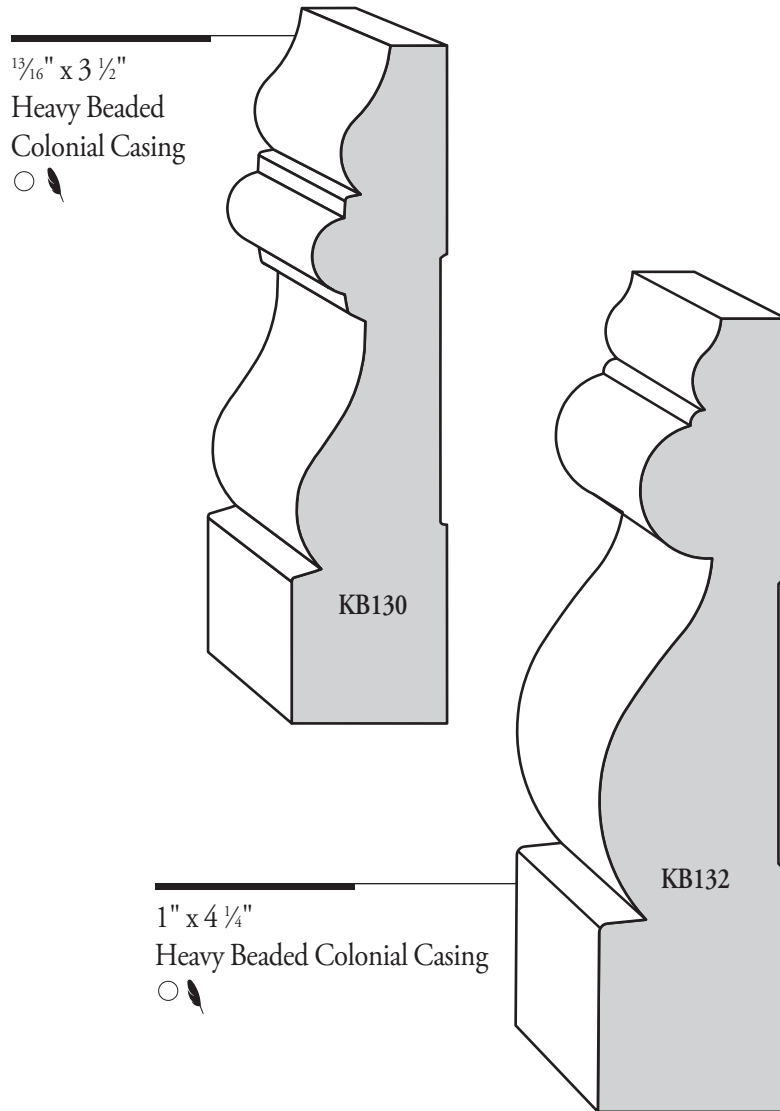
$1" \times 3\frac{3}{4}"$
Colonial Casing
○



$\frac{11}{16}" \times 3\frac{1}{2}"$
Colonial Casing/Base
○

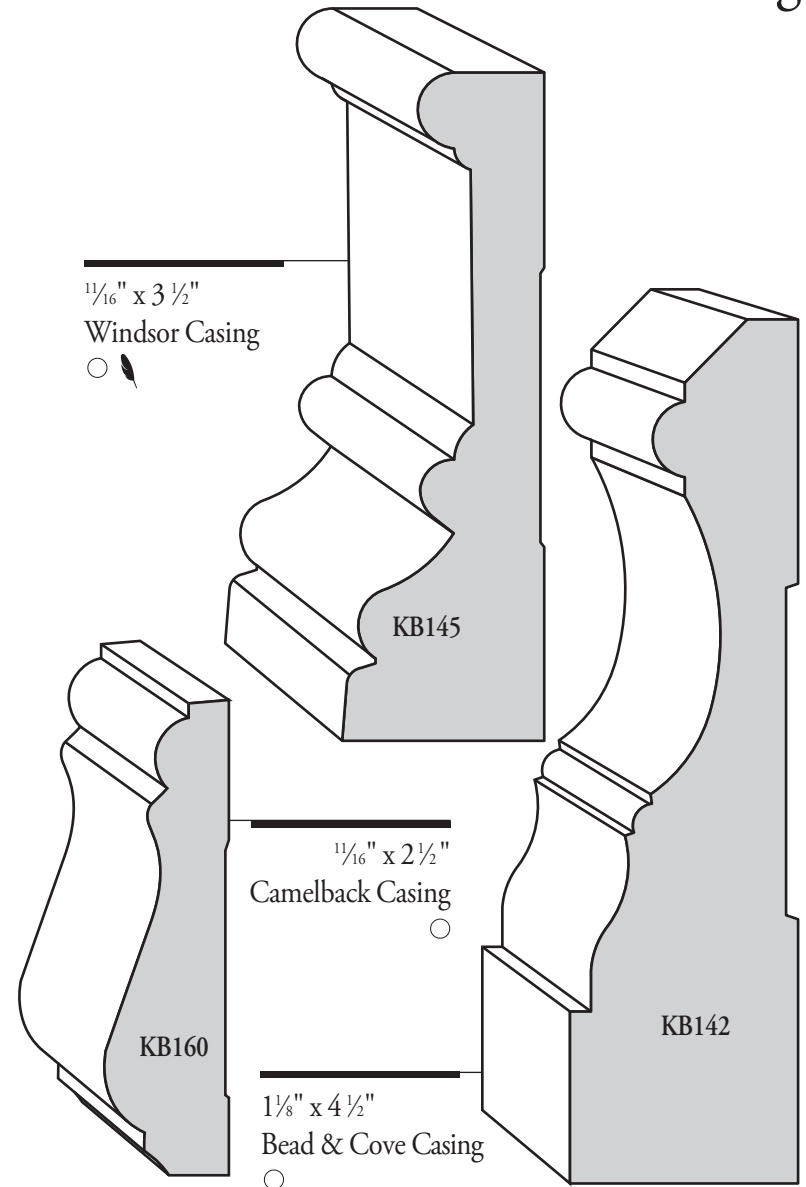


Door & Window Casing



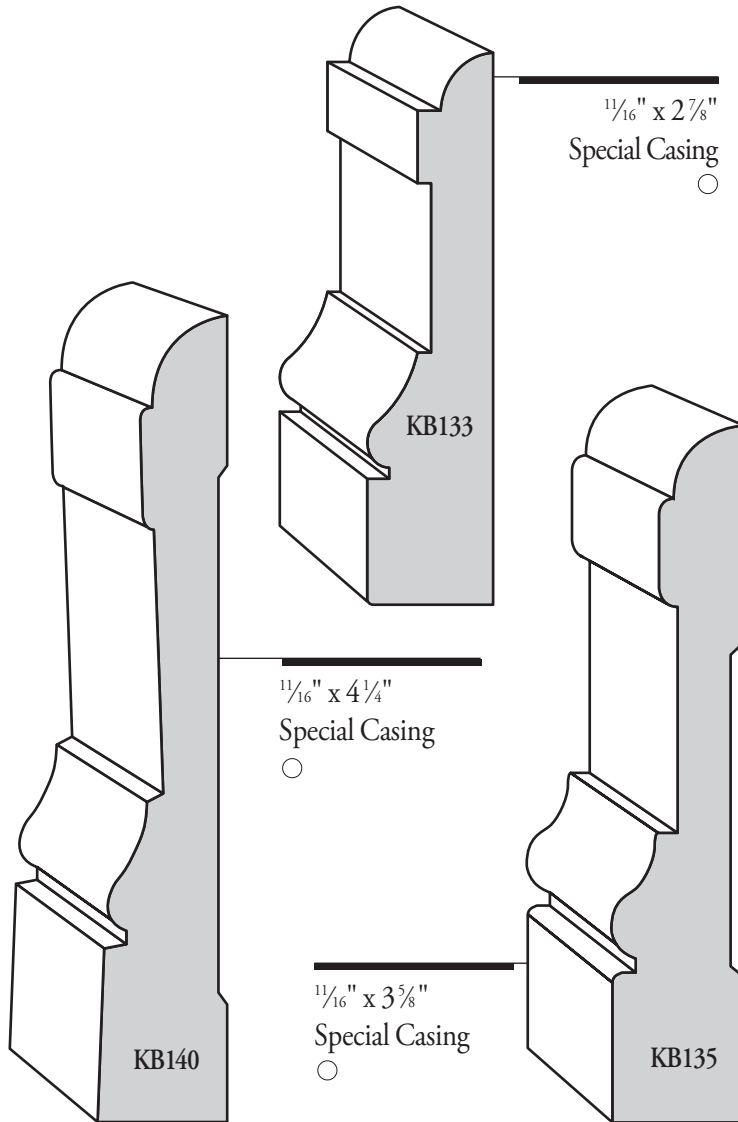
● Clear Pine ○ Primed FJ Pine ▲ Primed FJ Poplar ■ Lightweight Primed MDF

Door & Window Casing

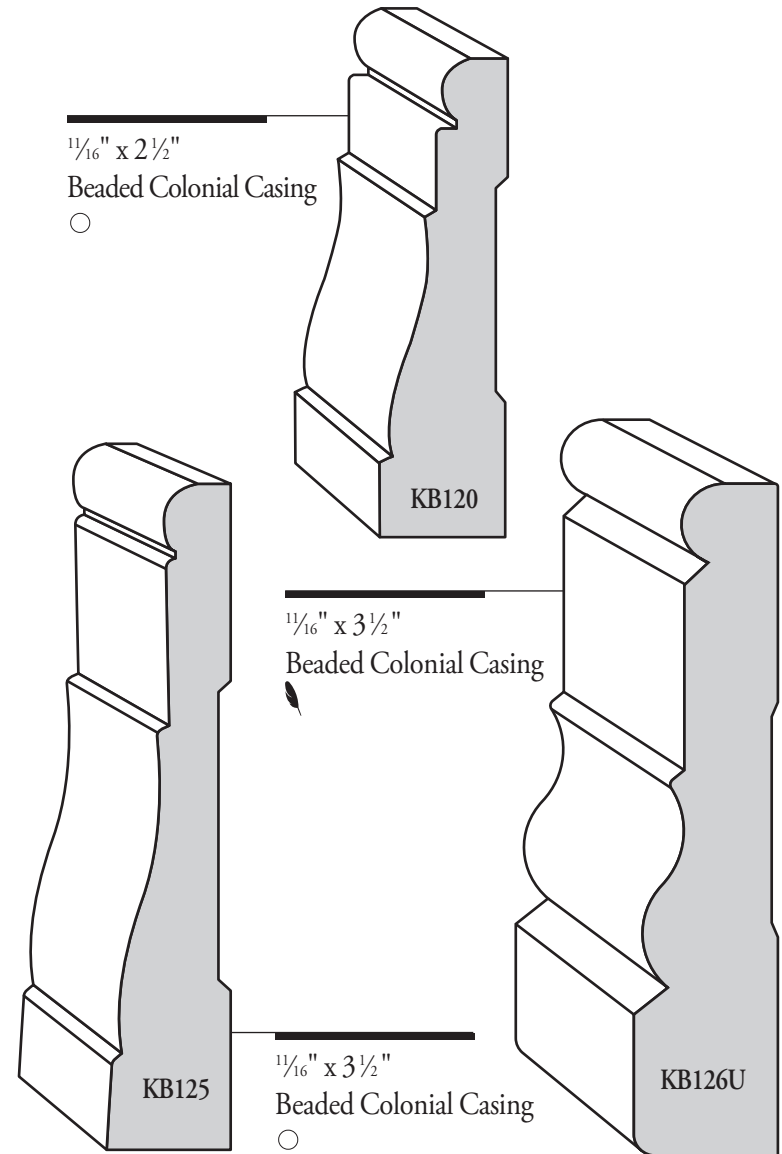


● Clear Pine ○ Primed FJ Pine ▲ Primed FJ Poplar ■ Lightweight Primed MDF

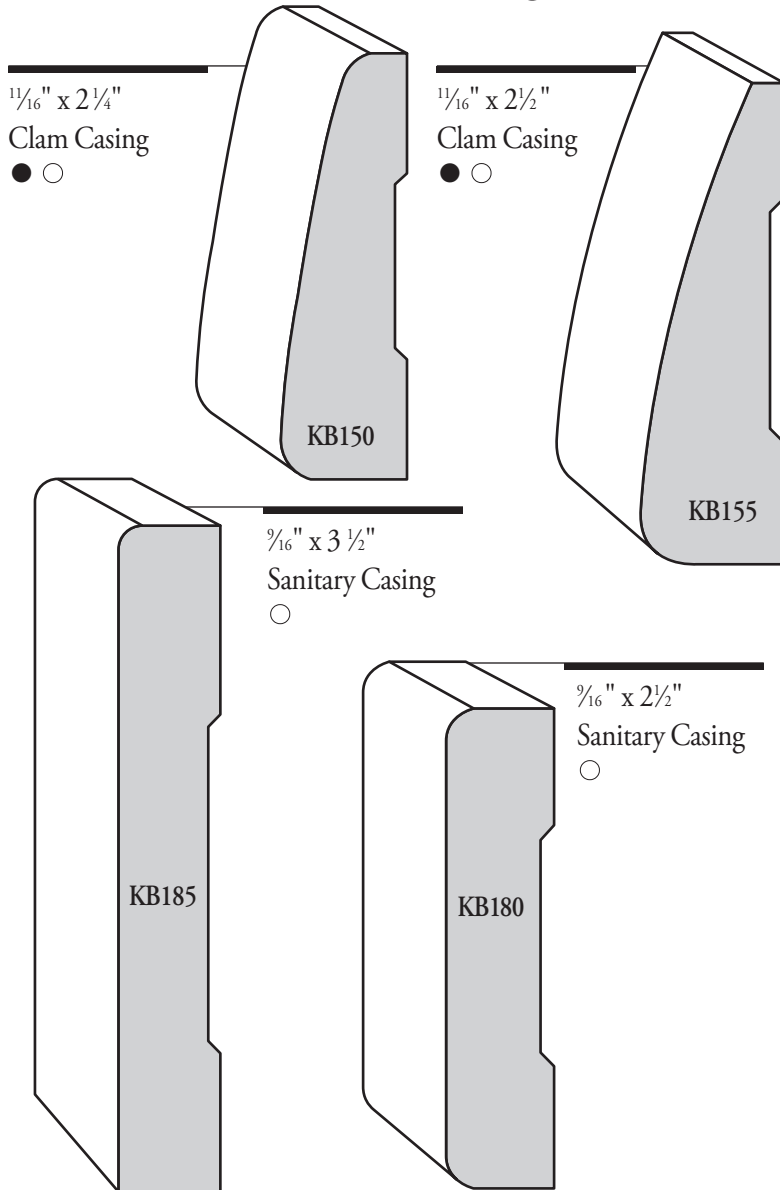
Door & Window Casing



Door & Window Casing

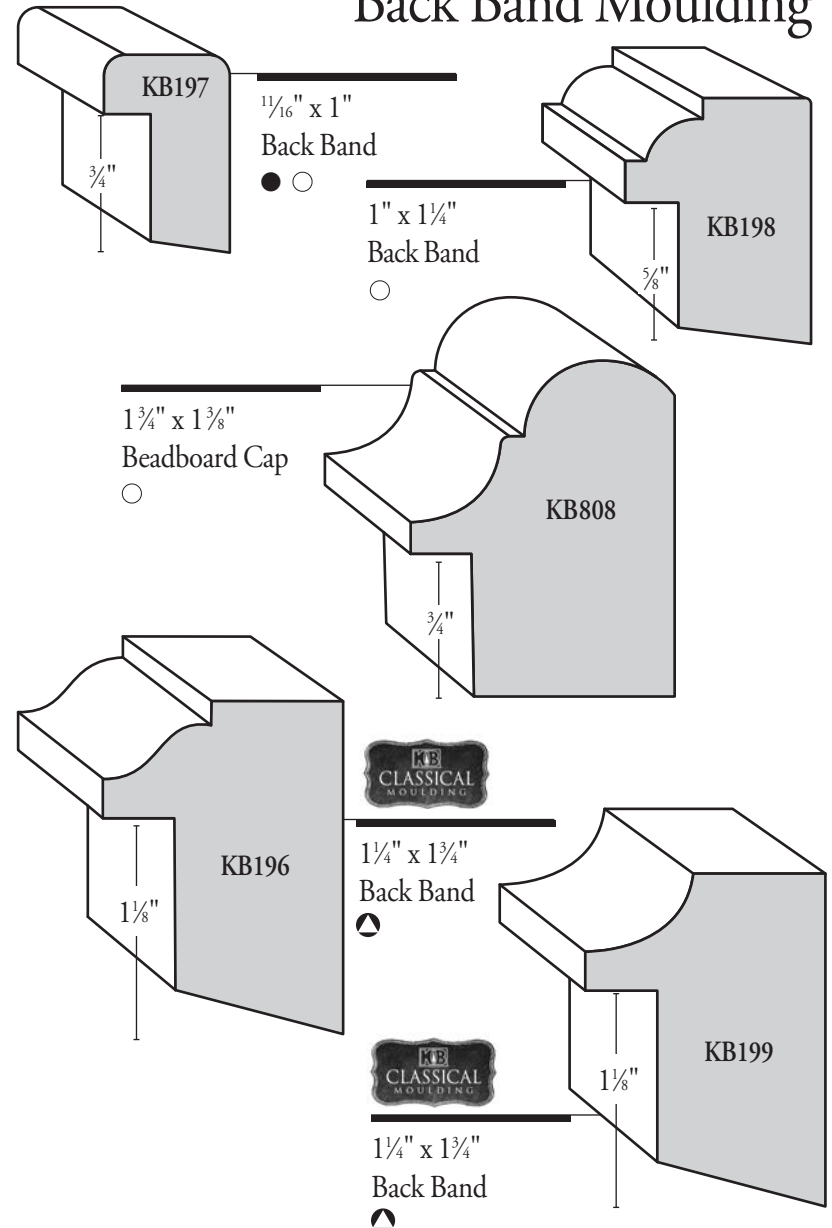


Door & Window Casing



● Clear Pine ○ Primed FJ Pine ▲ Primed FJ Poplar 🌿 Lightweight Primed MDF

Back Band Moulding




● Clear Pine ○ Primed FJ Pine ▲ Primed FJ Poplar 🌿 Lightweight Primed MDF

Classical Casing




KB138 Georgian Casing (1-5/16" x 3-1/2" Poplar)




KB137 Federal Casing (1-3/8" x 3-1/2" Poplar)

Classical Casing



KB139 Greek Revival Casing (1" x 3-1/2" Poplar)



KB401 Colonial Revival Casing (1-7/16" x 3-1/2" Poplar)




Base Mouldings

1 1/16" x 9"

Base



Matching
Base Cap:
KB249




KB231

3/4" x 7 1/2"

Base



Matching
Base Cap:
KB244



KB227

● Clear Pine ○ Primed FJ Pine ▲ Primed FJ Poplar 🌿 Lightweight Primed MDF



Base Mouldings


Matching Base Cap:
KB241 *not identical

1" x 6 1/2"

Base




Matching
Base Cap:
KB243



KB222

1 1/4" x 5 1/2"

Base

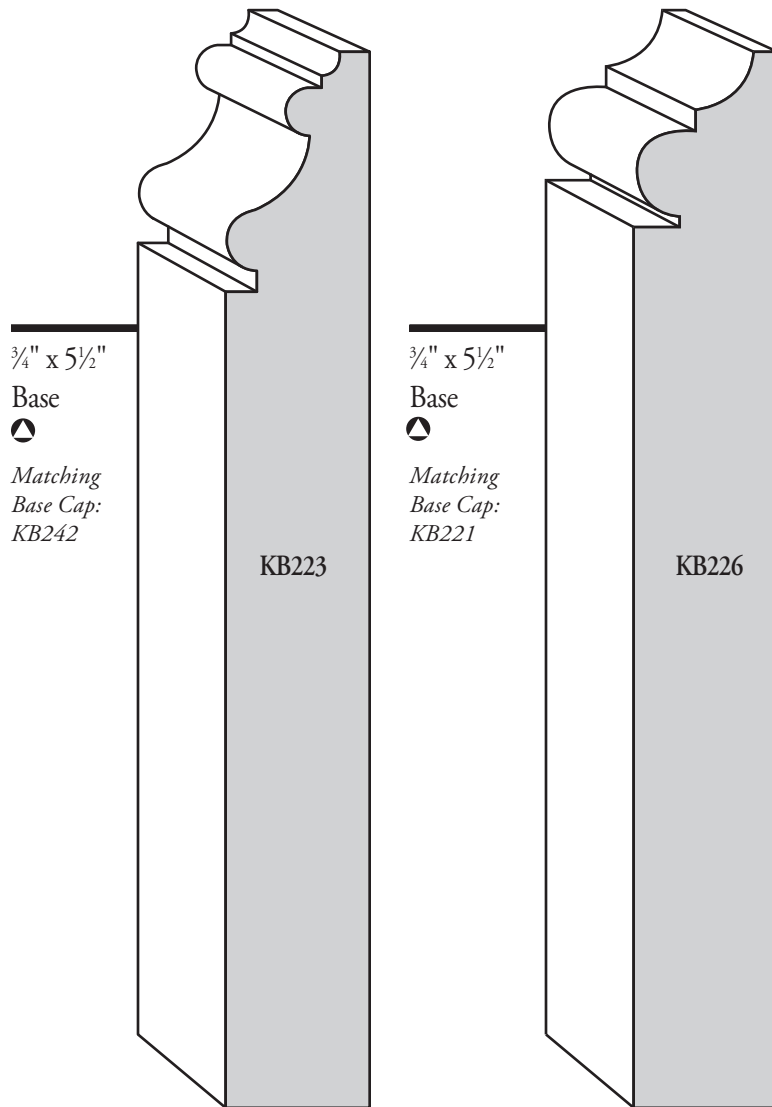


KB232

● Clear Pine ○ Primed FJ Pine ▲ Primed FJ Poplar 🌿 Lightweight Primed MDF



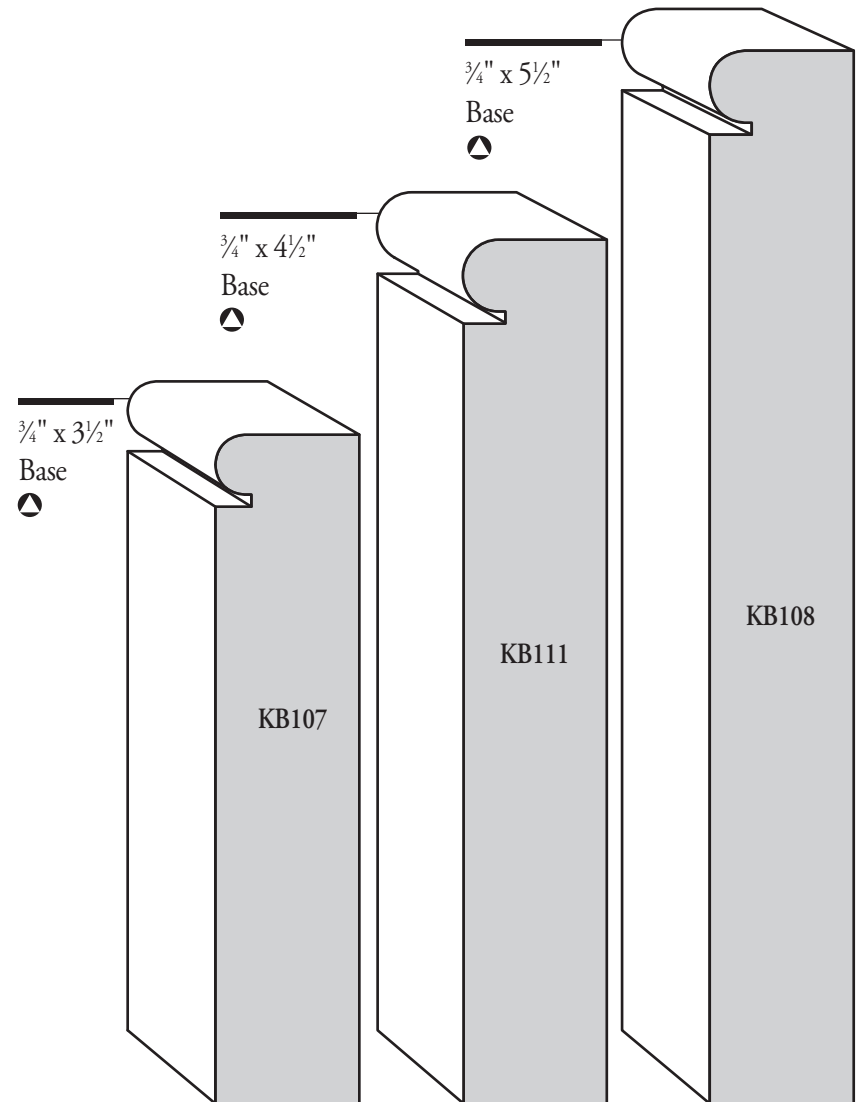
Base Mouldings



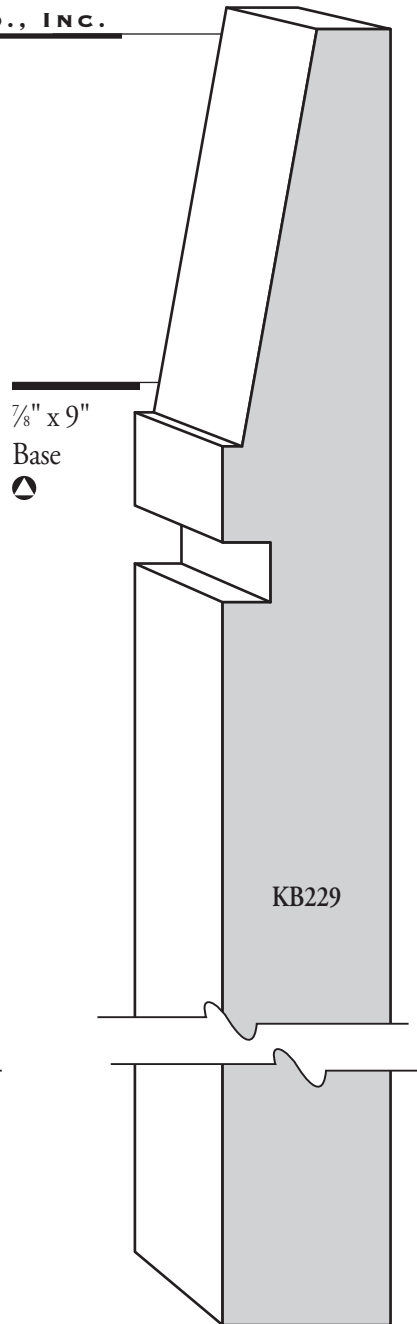
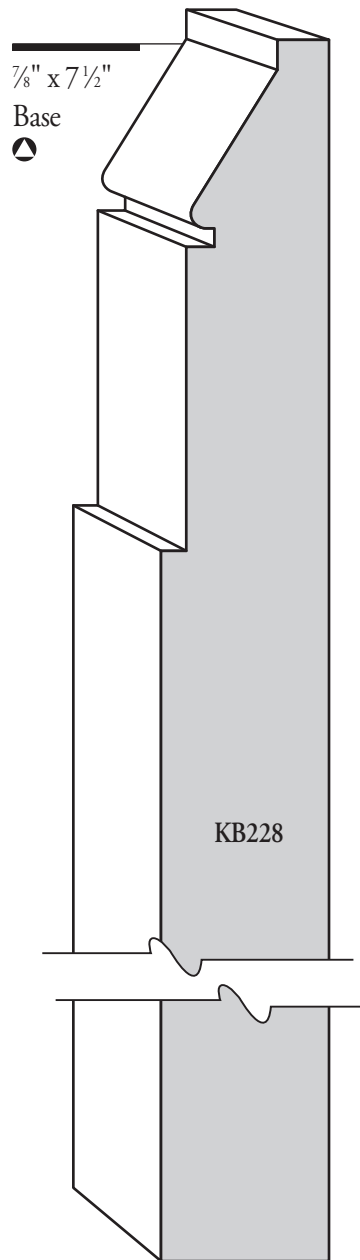
● Clear Pine
 ○ Primed FJ Pine
 ▲ Primed FJ Poplar
 ☙ Lightweight Primed MDF



Base Mouldings

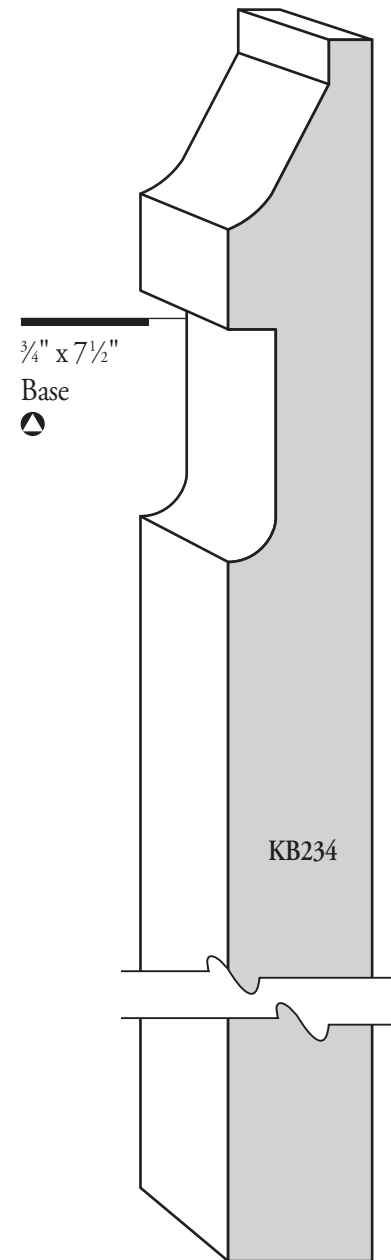
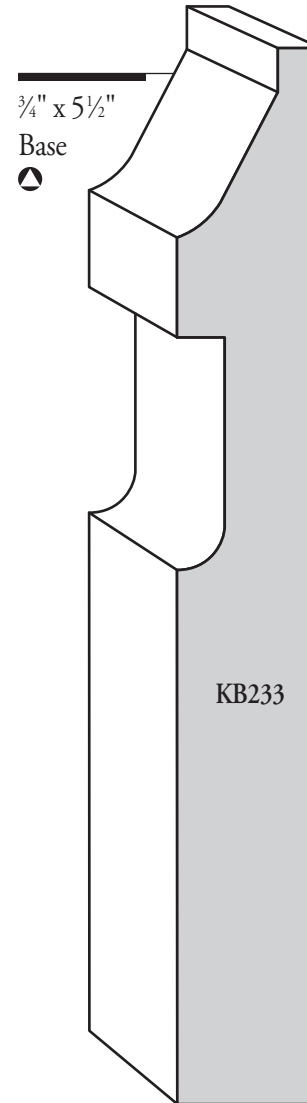


● Clear Pine
 ○ Primed FJ Pine
 ▲ Primed FJ Poplar
 ☙ Lightweight Primed MDF



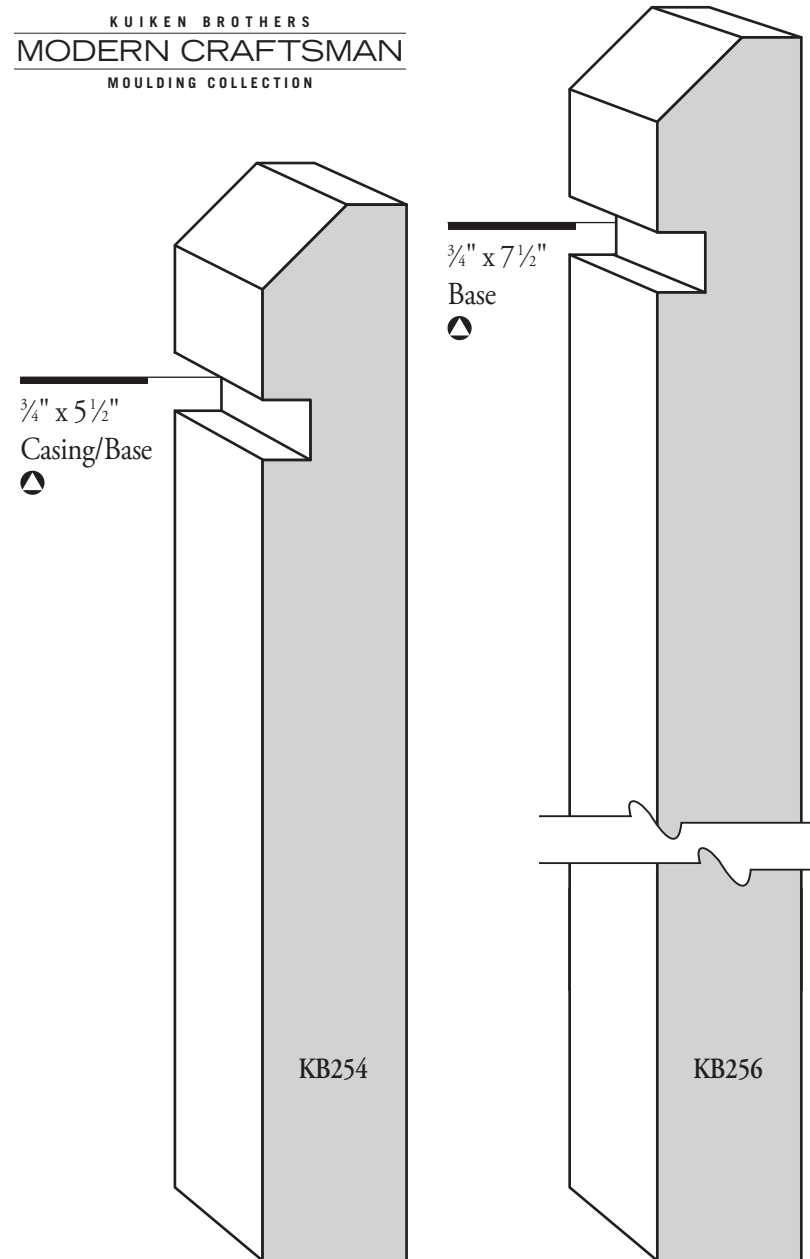
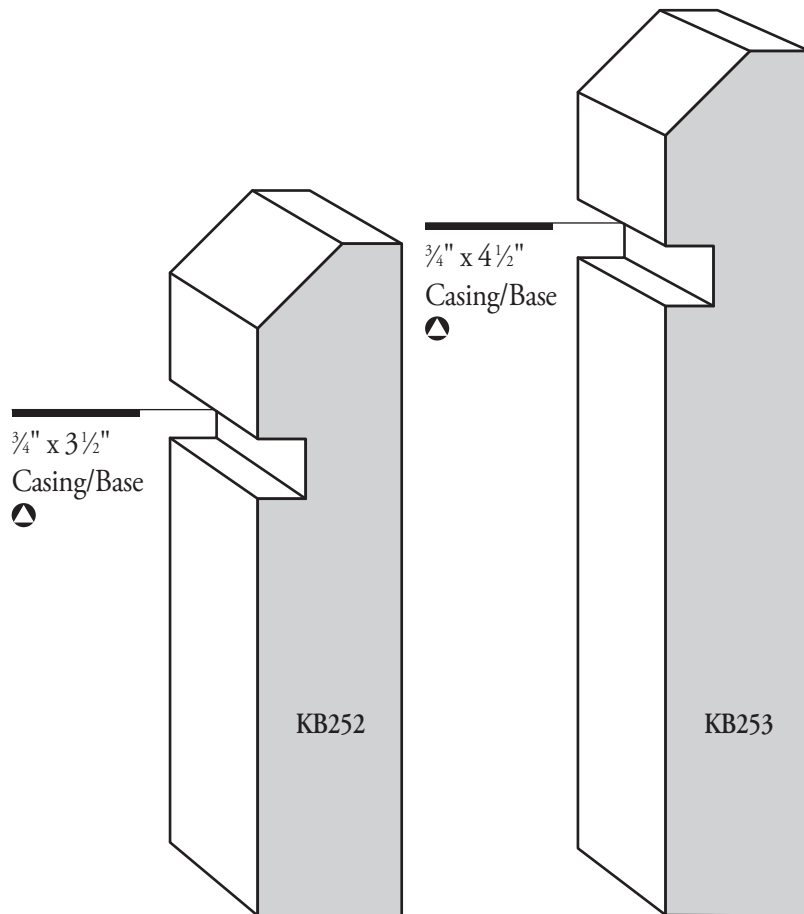
● Clear Pine ○ Primed FJ Pine ▲ Primed FJ Poplar 🍃 Lightweight Primed MDF

KUIKEN BROTHERS
MODERN CRAFTSMAN
MOULDING COLLECTION

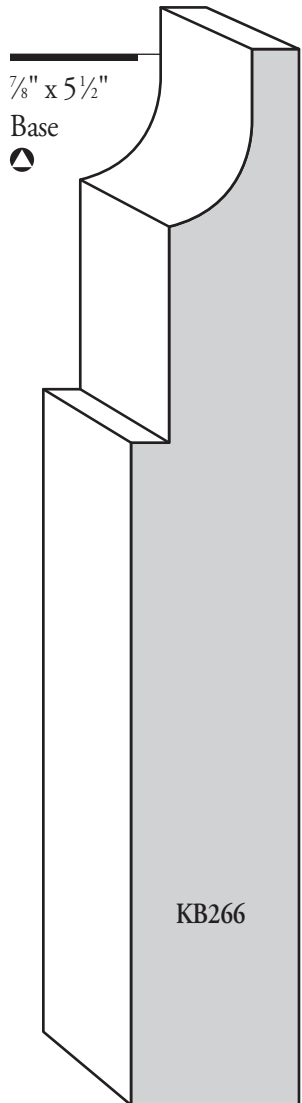


● Clear Pine ○ Primed FJ Pine ▲ Primed FJ Poplar 🍃 Lightweight Primed MDF

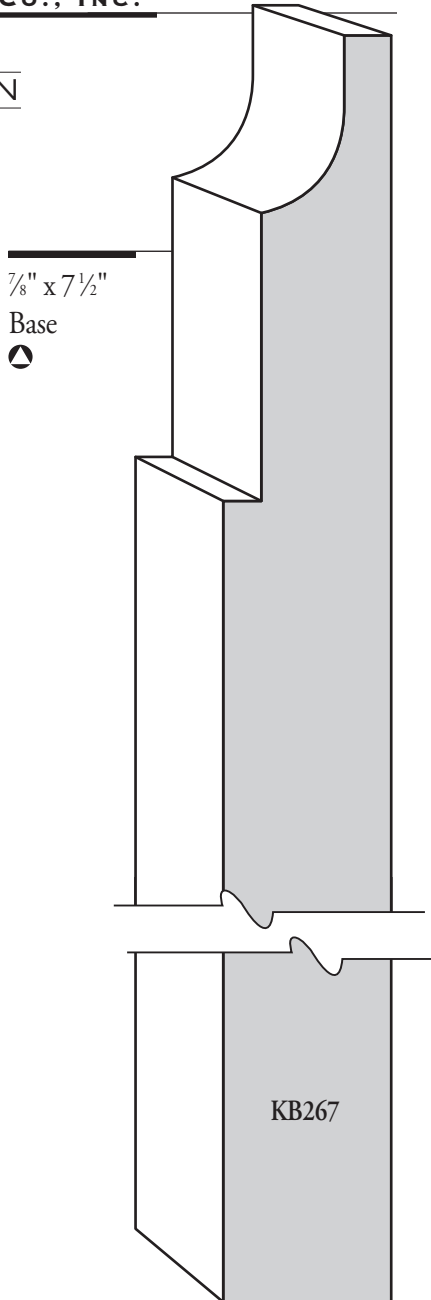
Base Mouldings



KUIKEN BROTHERS
MODERN CRAFTSMAN
MOULDING COLLECTION



$\frac{7}{8}'' \times 5\frac{1}{2}''$
Base
●

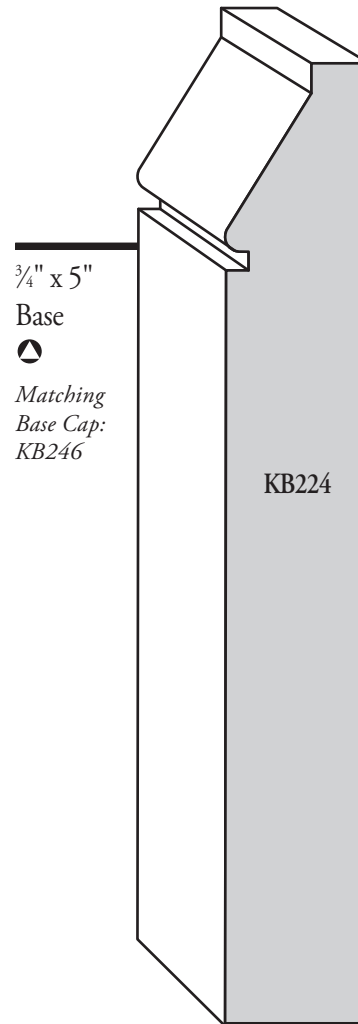


$\frac{7}{8}'' \times 7\frac{1}{2}''$
Base
●

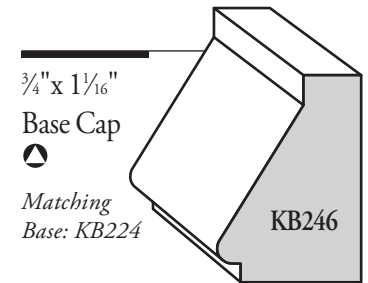
● Clear Pine ○ Primed FJ Pine ● Primed FJ Poplar 🍃 Lightweight Primed MDF

KUIKEN BROTHERS
MODERN CRAFTSMAN
MOULDING COLLECTION

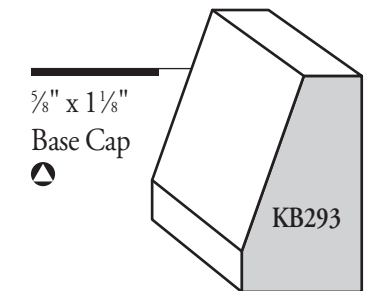
Base Mouldings



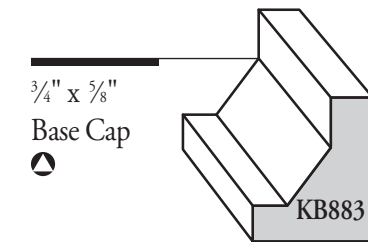
$\frac{3}{4}'' \times 5''$
Base
●
*Matching
Base Cap:
KB246*



$\frac{3}{4}'' \times 1\frac{1}{16}''$
Base Cap
●
*Matching
Base: KB224*



$\frac{5}{8}'' \times 1\frac{1}{8}''$
Base Cap
●



$\frac{3}{4}'' \times \frac{5}{8}''$
Base Cap
●

● Clear Pine ○ Primed FJ Pine ● Primed FJ Poplar 🍃 Lightweight Primed MDF



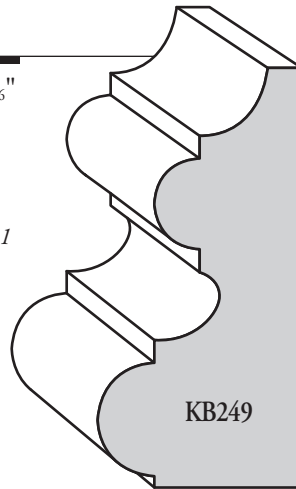
Base Cap Mouldings

1 1/16" x 2 3/16"

Base Cap



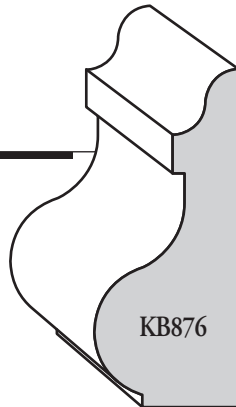
Matching
Base: KB231



KB249

3/4" x 1 3/4"

Base Cap



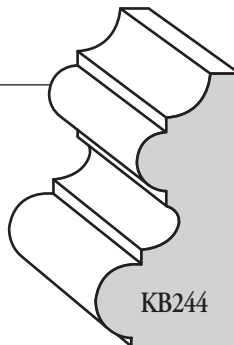
KB876

3/4" x 1 1/16"

Base Cap



Matching
Base: KB227




KB244



Base Cap Mouldings

3/4" x 1 3/8"

Base Cap



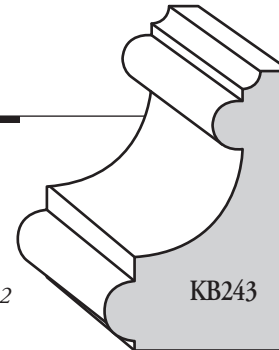
KB874

1" x 1 1/16"

Base Cap



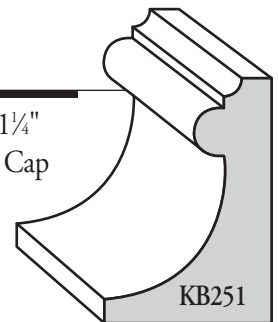
Matching
Base: KB222



KB243

7/8" x 1 1/4"

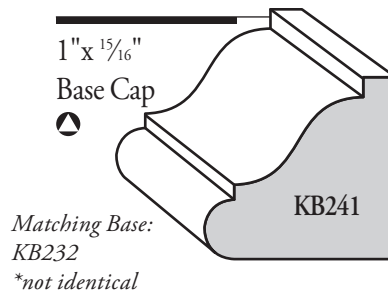
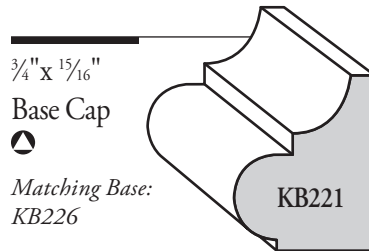
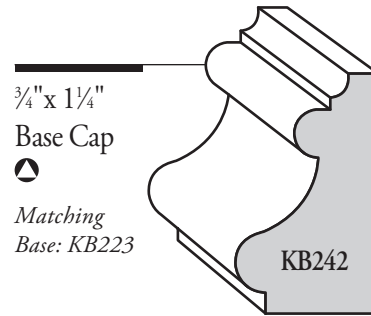
Base Cap



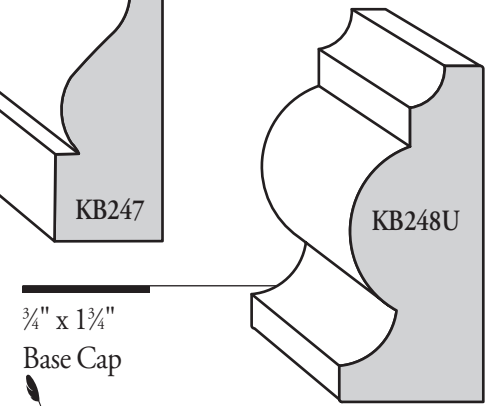
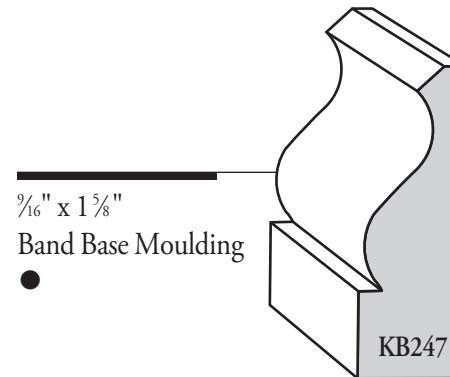
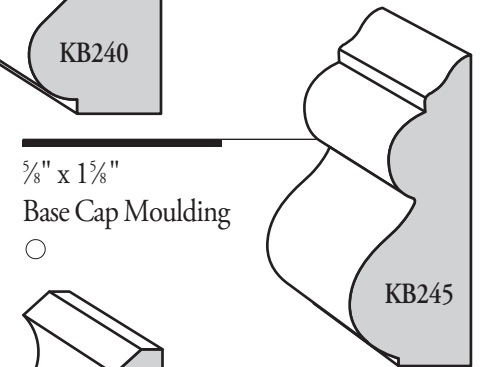
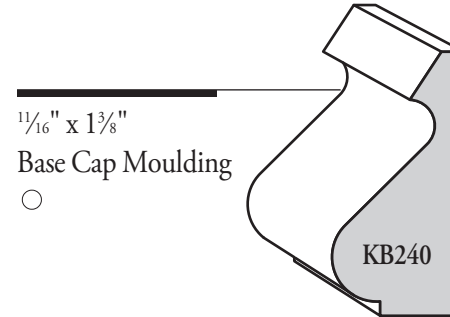
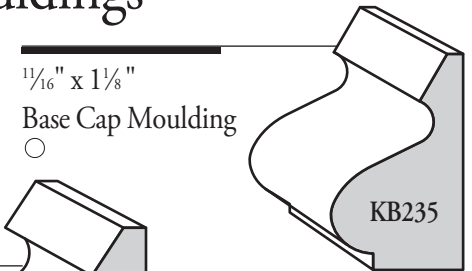
KB251



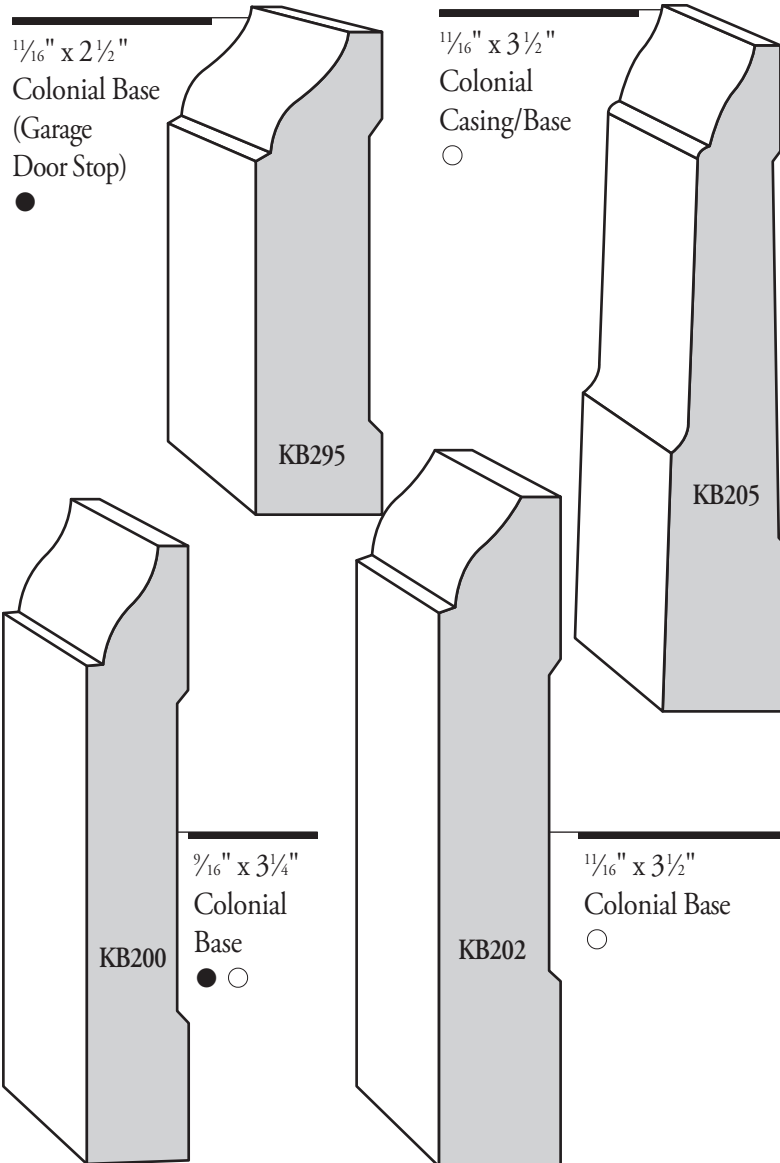
Base Cap Mouldings



Base Cap Mouldings

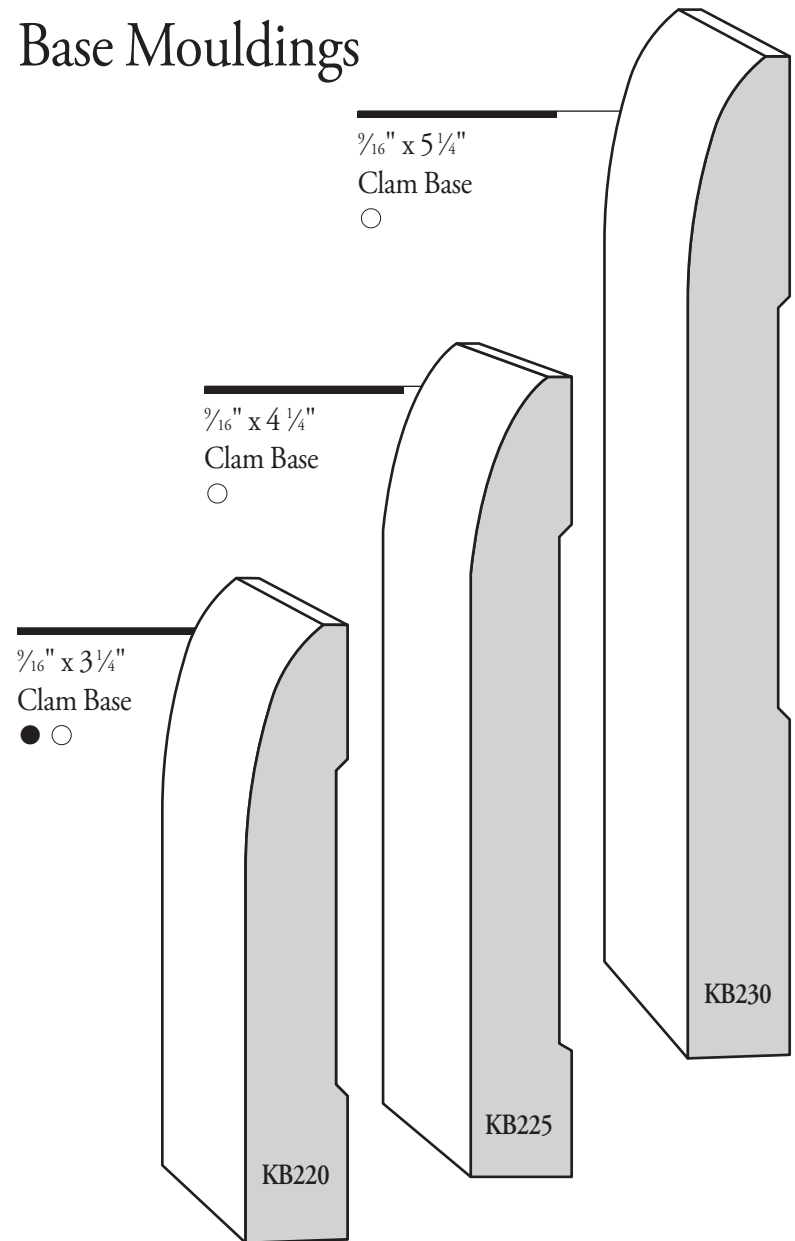


Base Mouldings



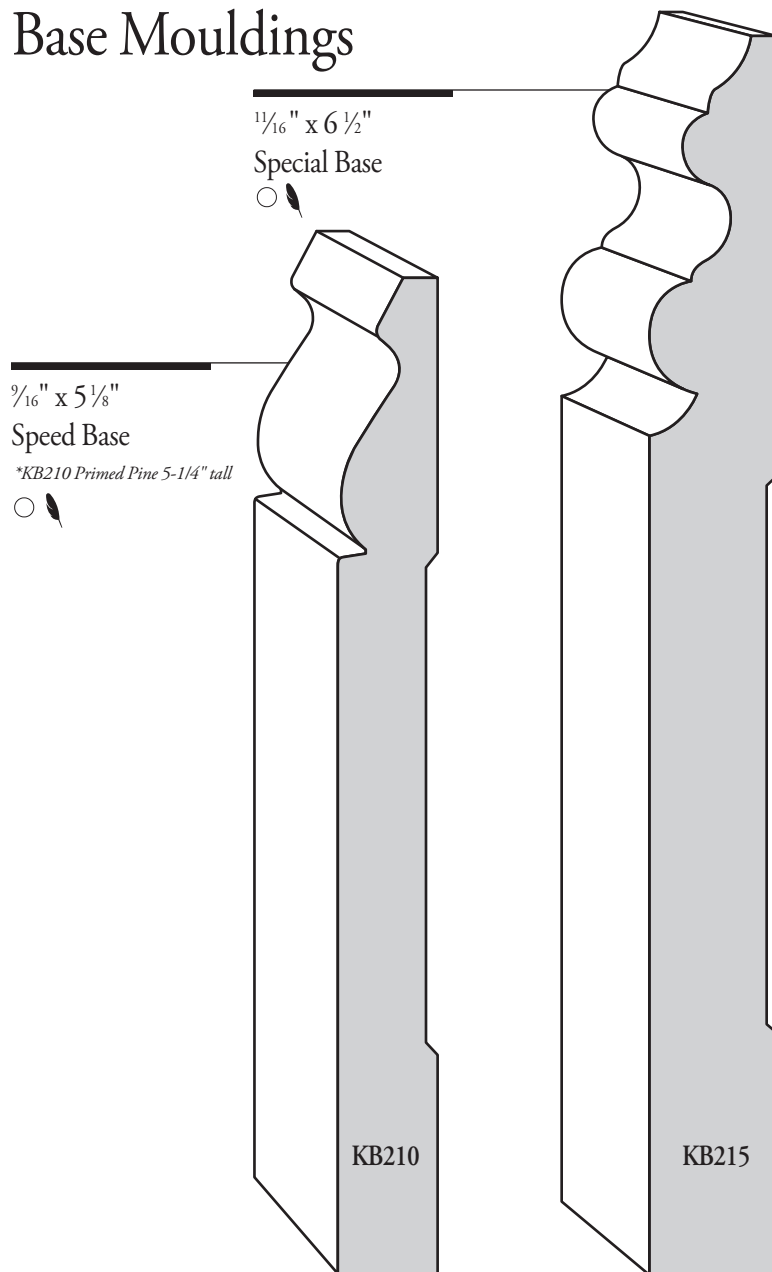
● Clear Pine ○ Primed FJ Pine ▲ Primed FJ Poplar 🍃 Lightweight Primed MDF

Base Mouldings



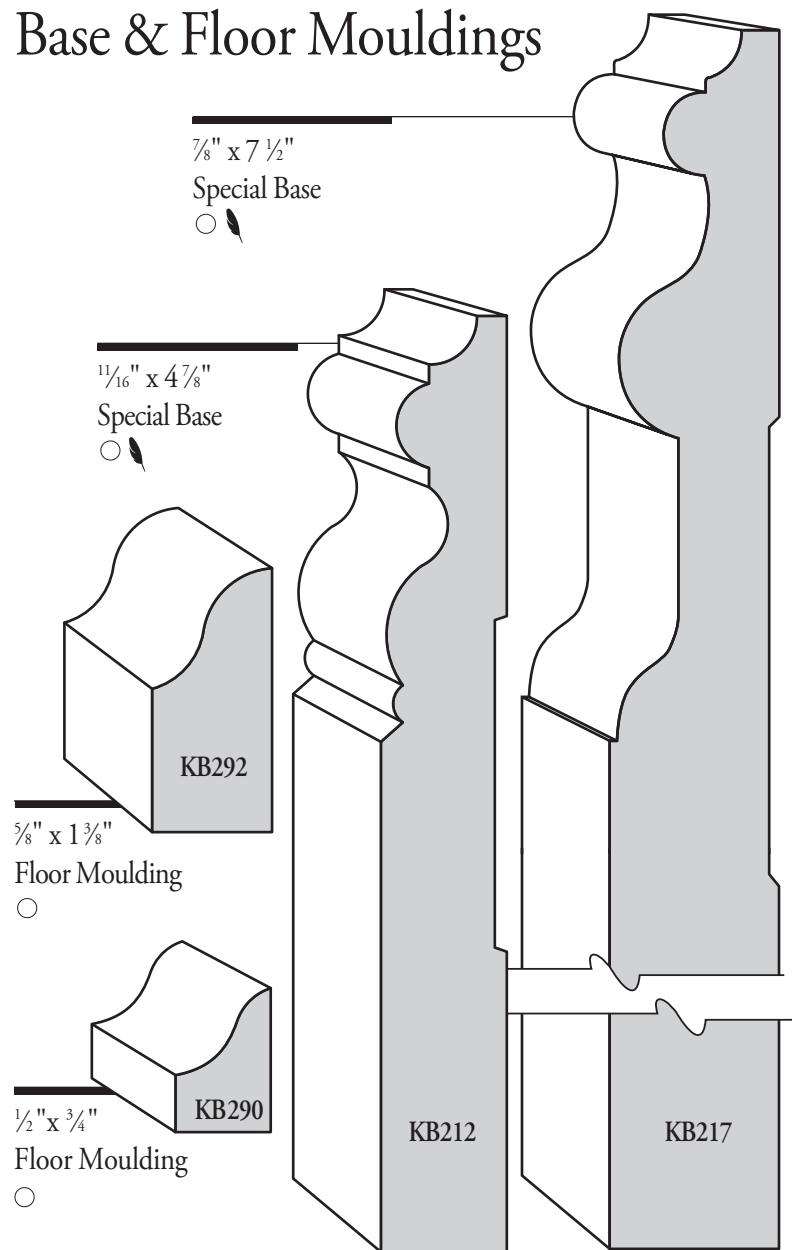
● Clear Pine ○ Primed FJ Pine ▲ Primed FJ Poplar 🍃 Lightweight Primed MDF

Base Mouldings




● Clear Pine ○ Primed FJ Pine ▲ Primed FJ Poplar ◆ Lightweight Primed MDF

Base & Floor Mouldings




● Clear Pine ○ Primed FJ Pine ▲ Primed FJ Poplar ◆ Lightweight Primed MDF

Base Mouldings

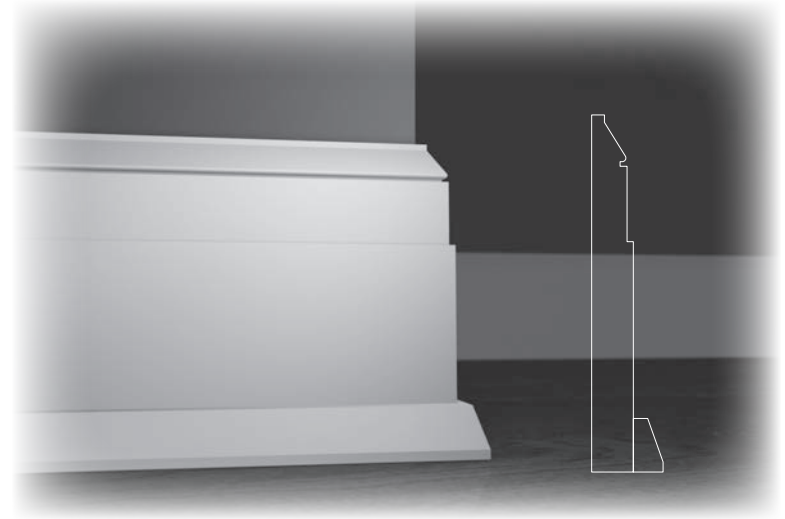


KB227 Base 3/4" x 7-1/2"




KB232 Base 1-1/4" x 5-1/2"

Base Moulding Combinations



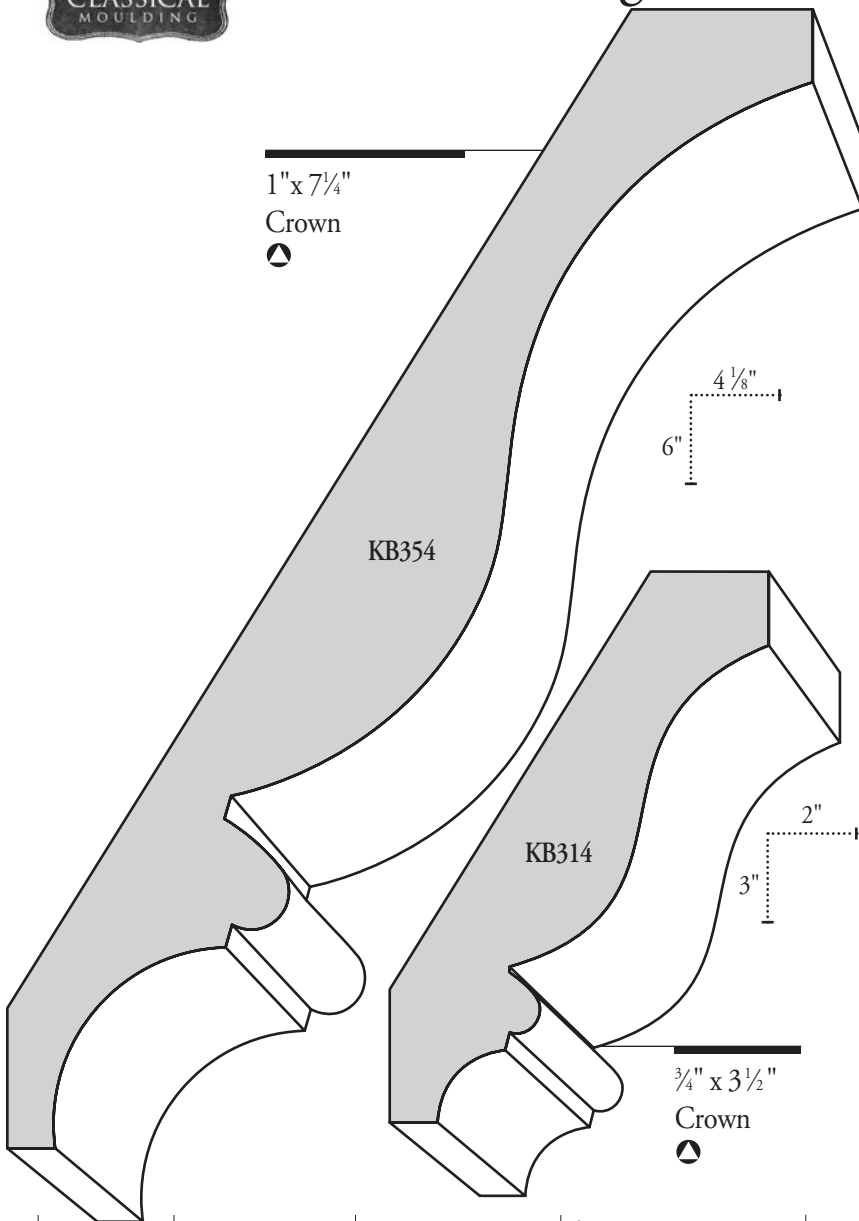
KB228 7/8" x 7-1/2" Base & KB293 5/8" x 1-1/8" Shoe



KB222 1" x 6-1/2" Base & KB635 3/8" x 1-1/8" Colonial Shoe



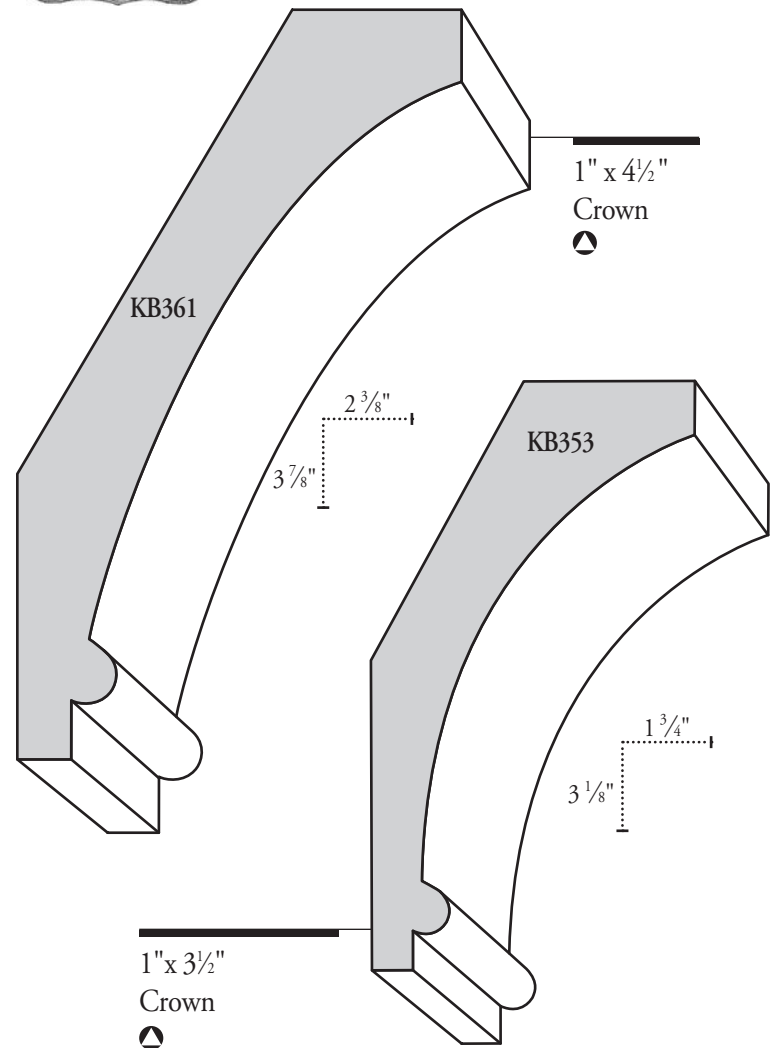
Crown Mouldings



● Clear Pine ○ Primed FJ Pine ▲ Primed FJ Poplar 🍃 Lightweight Primed MDF



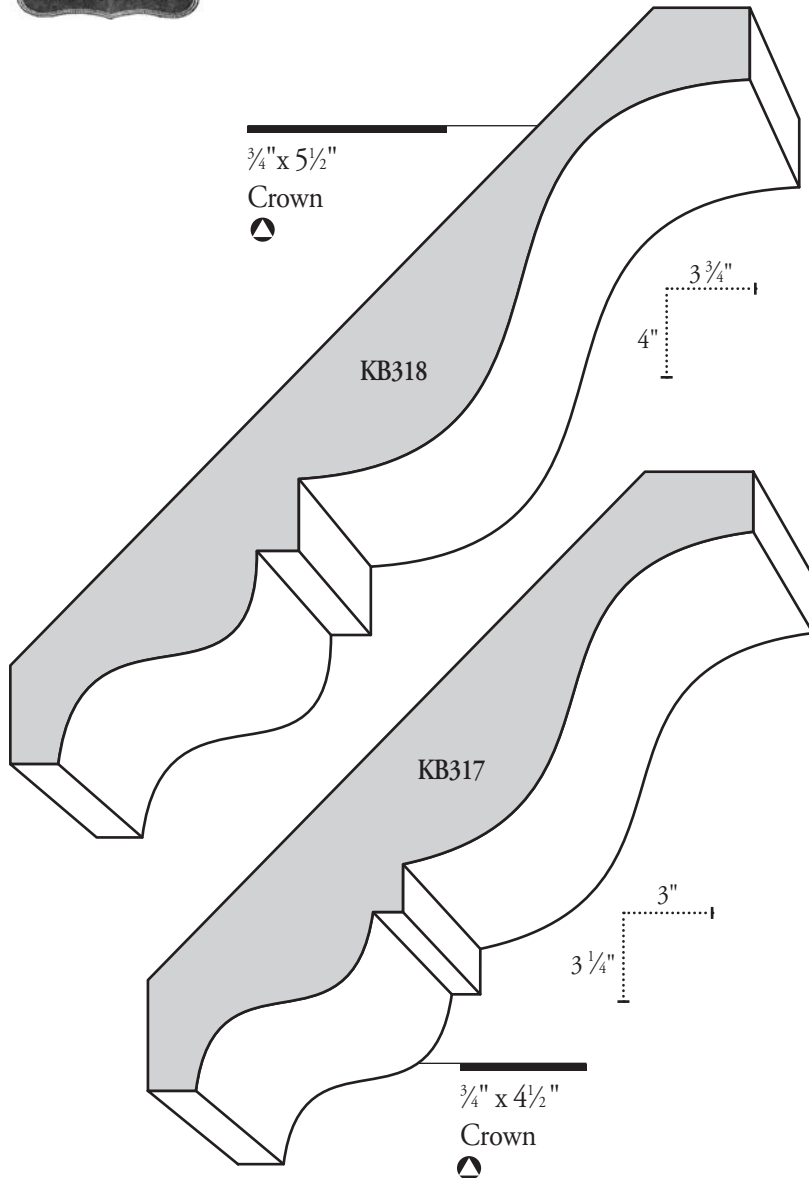
Crown Mouldings



● Clear Pine ○ Primed FJ Pine ▲ Primed FJ Poplar 🍃 Lightweight Primed MDF



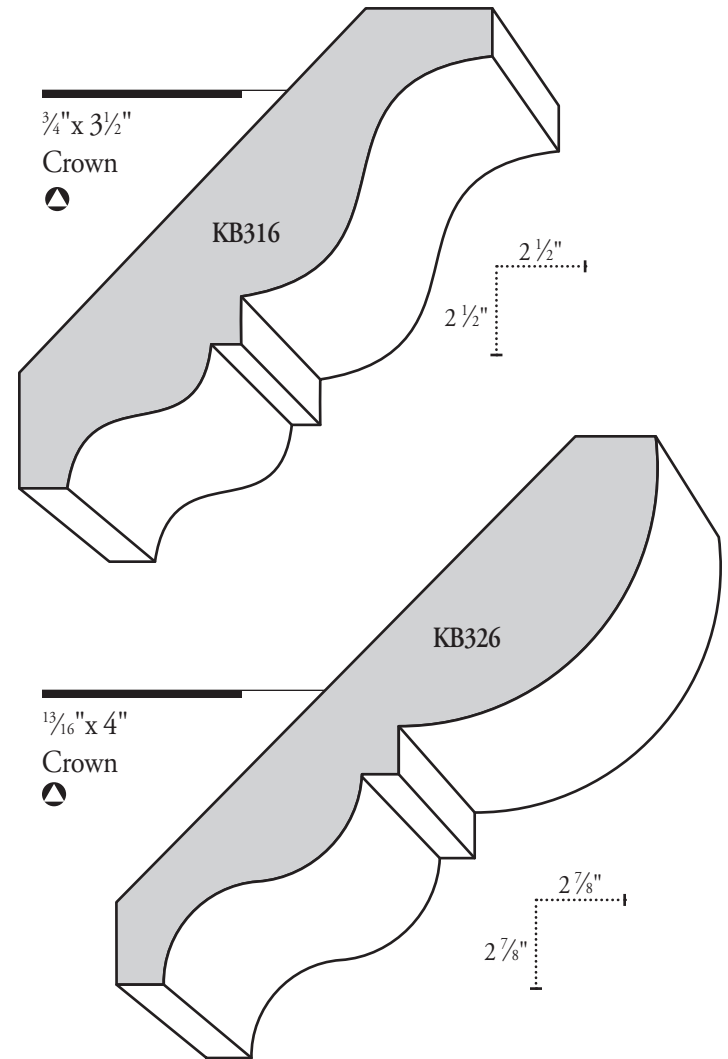
Crown Mouldings



● Clear Pine ○ Primed FJ Pine ▲ Primed FJ Poplar 🍃 Lightweight Primed MDF



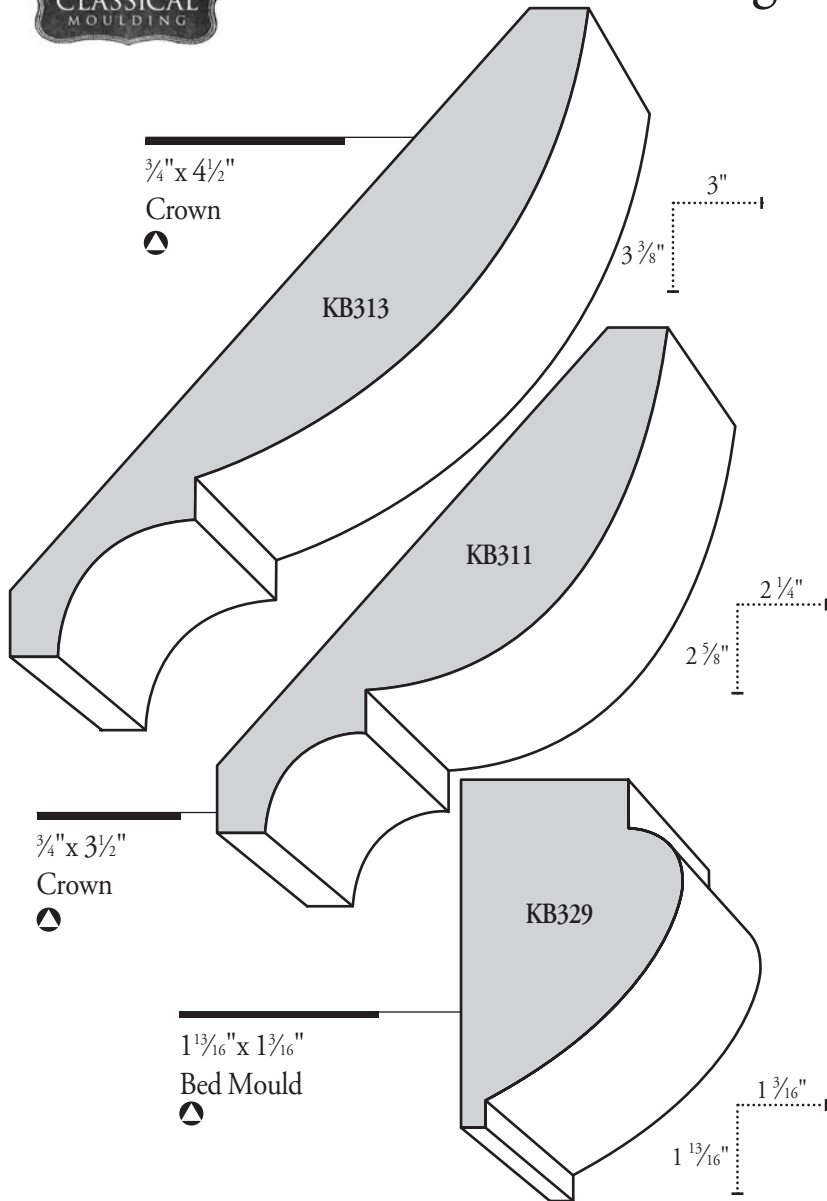
Crown Mouldings



● Clear Pine ○ Primed FJ Pine ▲ Primed FJ Poplar 🍃 Lightweight Primed MDF



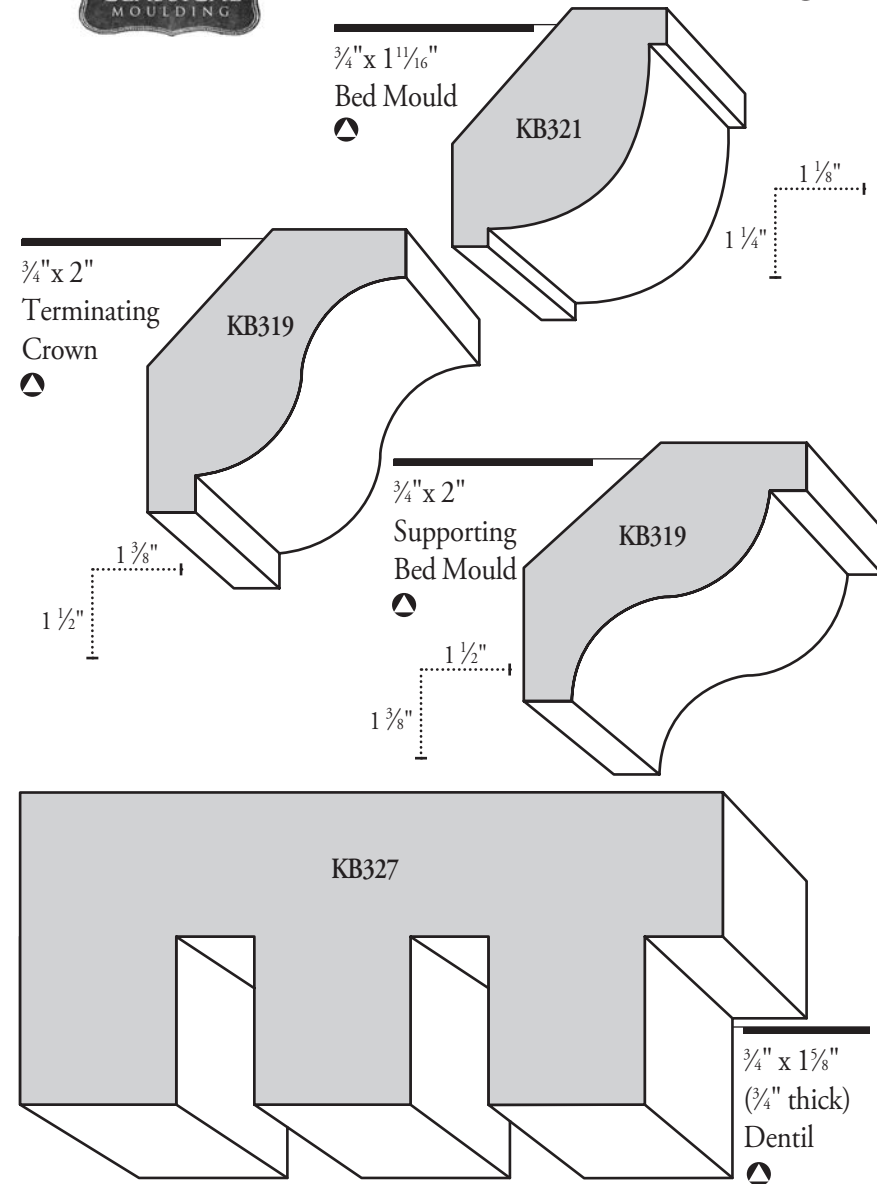
Crown Mouldings



● Clear Pine ○ Primed FJ Pine ▲ Primed FJ Poplar 🍃 Lightweight Primed MDF



Crown Mouldings




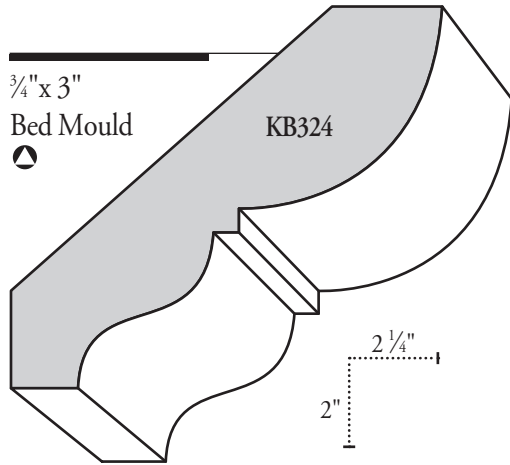
● Clear Pine ○ Primed FJ Pine ▲ Primed FJ Poplar 🍃 Lightweight Primed MDF



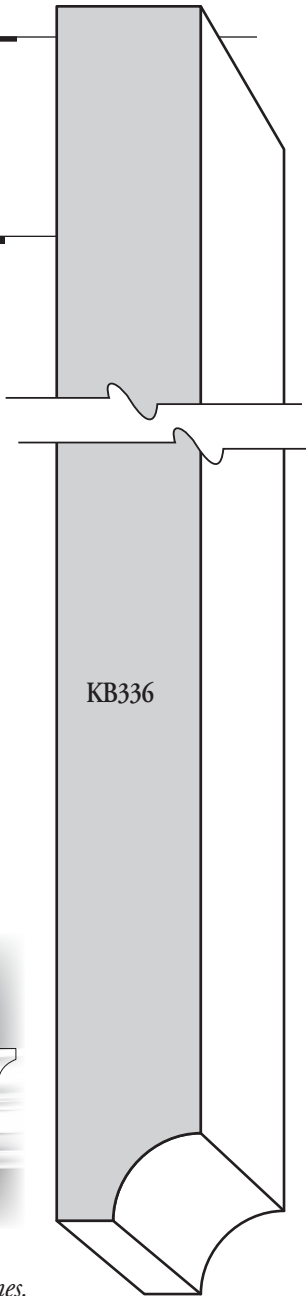
Crown Mouldings

$\frac{3}{4}" \times 7\frac{1}{4}"$
Fascia
●

$\frac{3}{4}" \times 3"$
Bed Mould
●



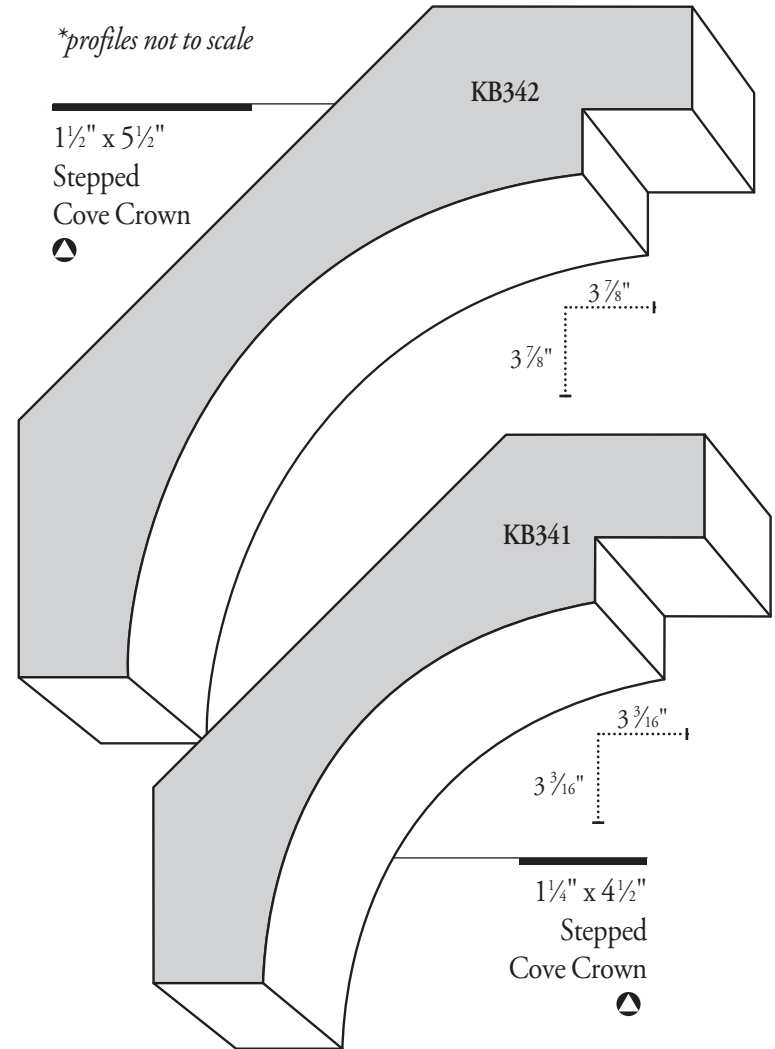
Use the KB336 Fascia in crown combination applications to create depth and stronger shadow lines.



● Clear Pine ○ Primed FJ Pine ● Primed FJ Poplar ● Lightweight Primed MDF

**profiles not to scale*

$1\frac{1}{2}" \times 5\frac{1}{2}"$
Stepped
Cove Crown
●



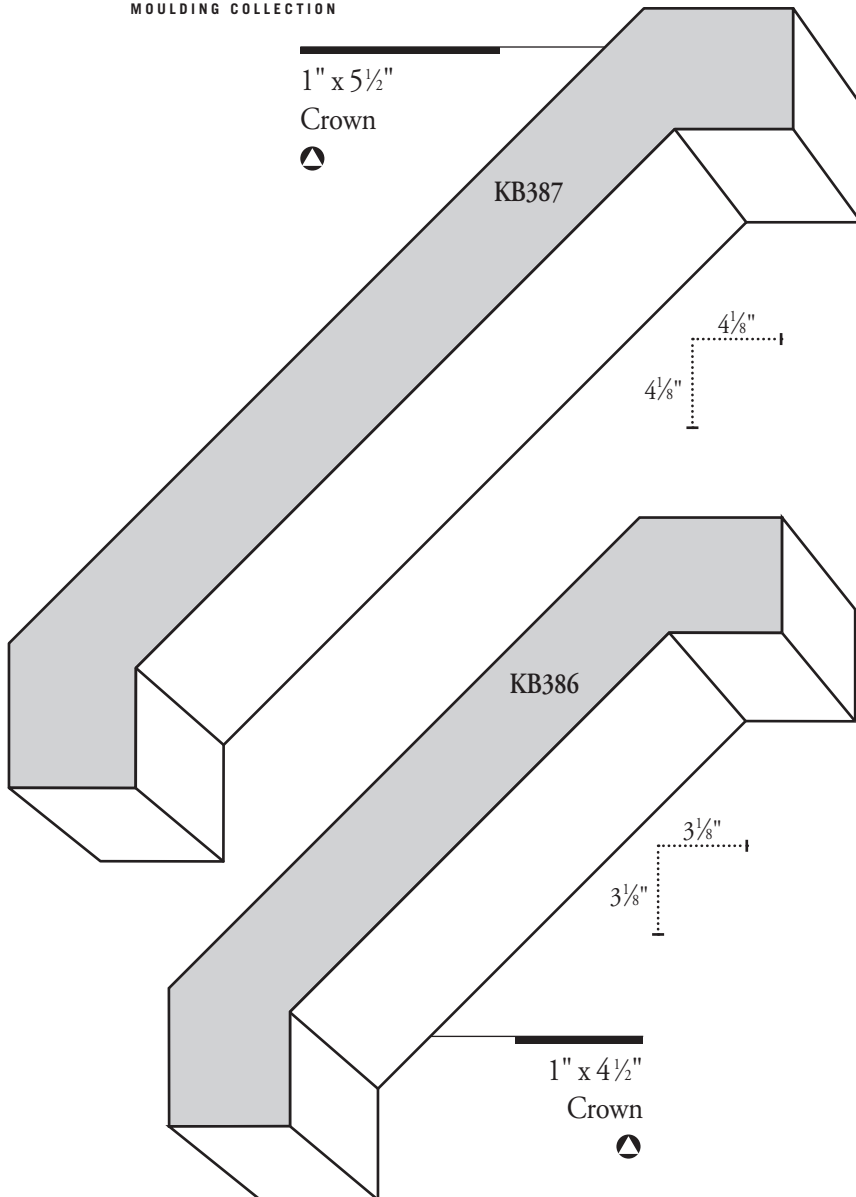
$1\frac{1}{4}" \times 4\frac{1}{2}"$
Stepped
Cove Crown
●



KB342 and KB341 can be installed with the step applied to the wall as well.

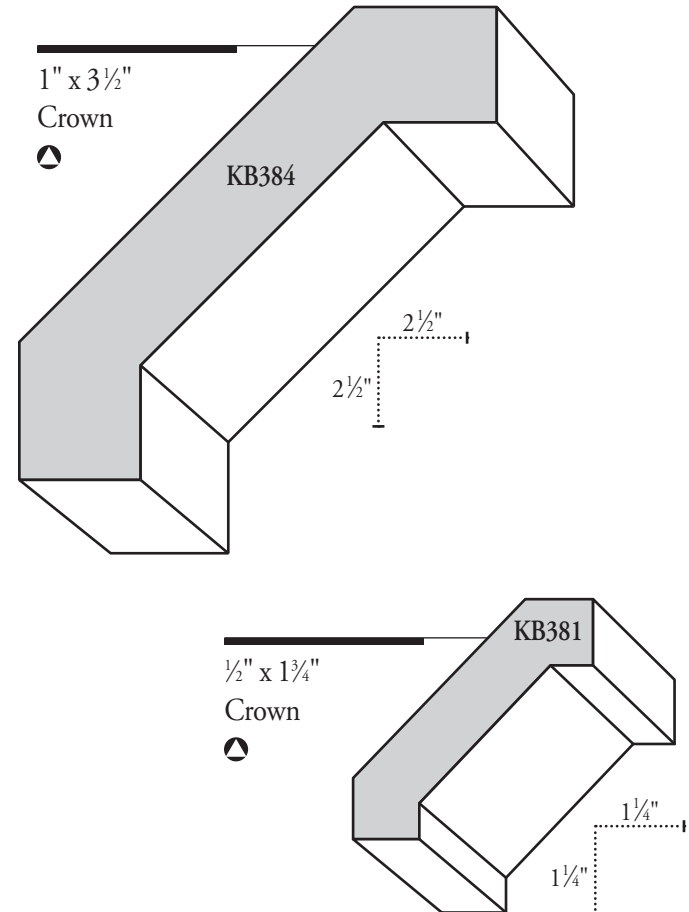
● Clear Pine ○ Primed FJ Pine ● Primed FJ Poplar ● Lightweight Primed MDF

KUIKEN BROTHERS
MODERN CRAFTSMAN
MOULDING COLLECTION



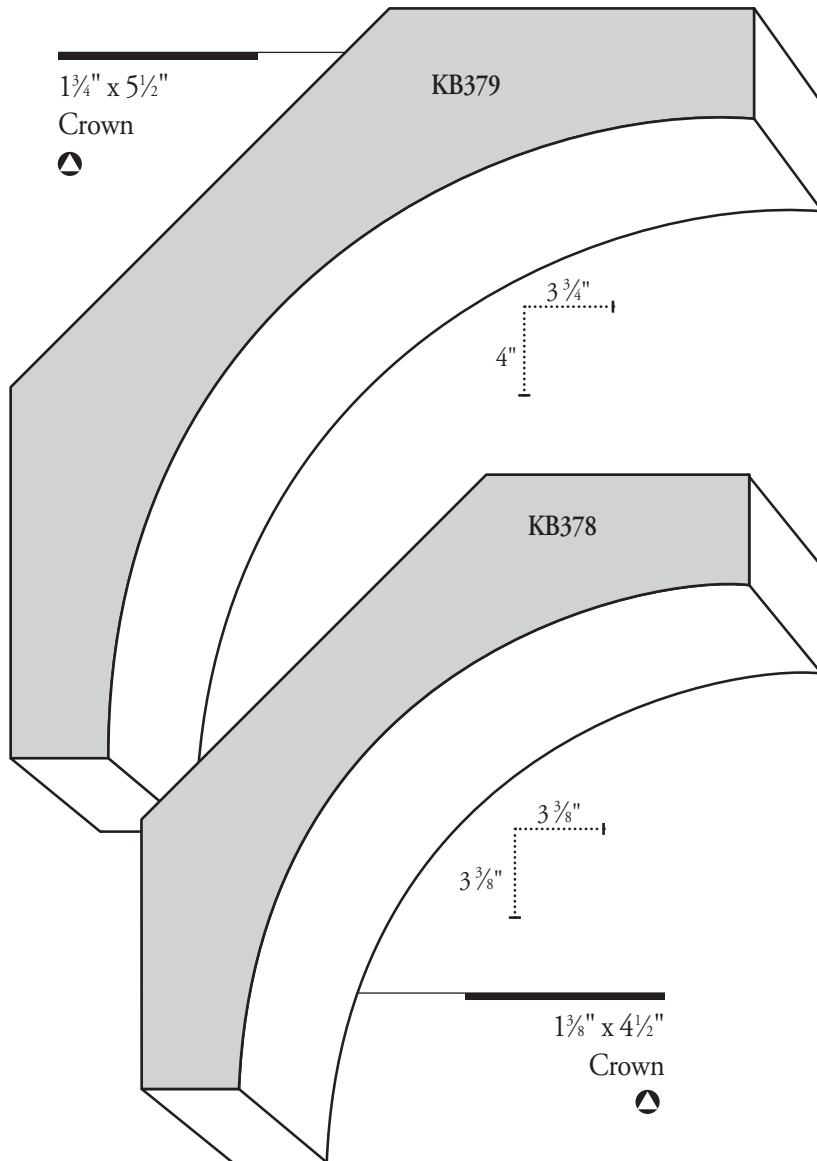
● Clear Pine ○ Primed FJ Pine ▲ Primed FJ Poplar 🍃 Lightweight Primed MDF

KUIKEN BROTHERS
MODERN CRAFTSMAN
MOULDING COLLECTION



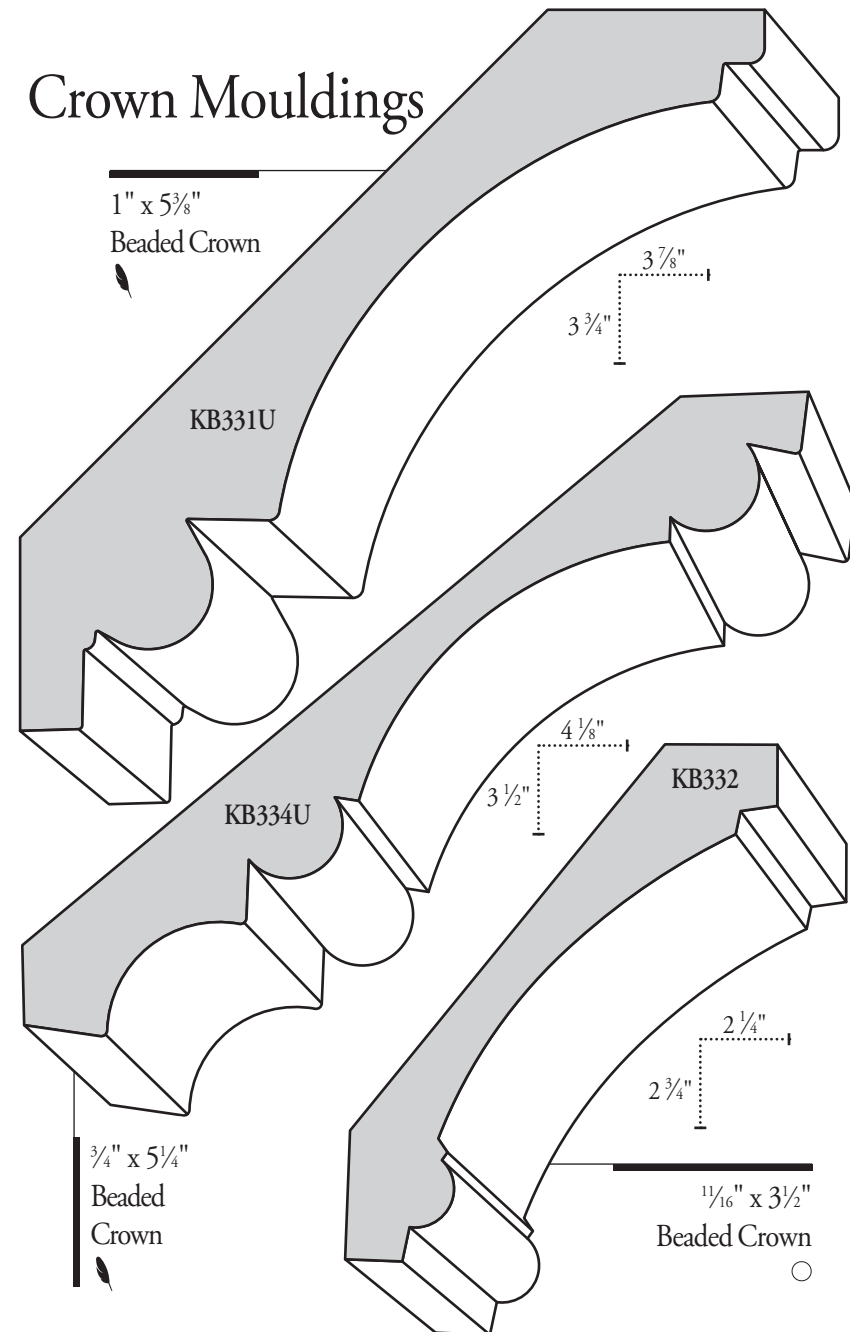
● Clear Pine ○ Primed FJ Pine ▲ Primed FJ Poplar 🍃 Lightweight Primed MDF

KUIKEN BROTHERS
MODERN CRAFTSMAN
MOULDING COLLECTION



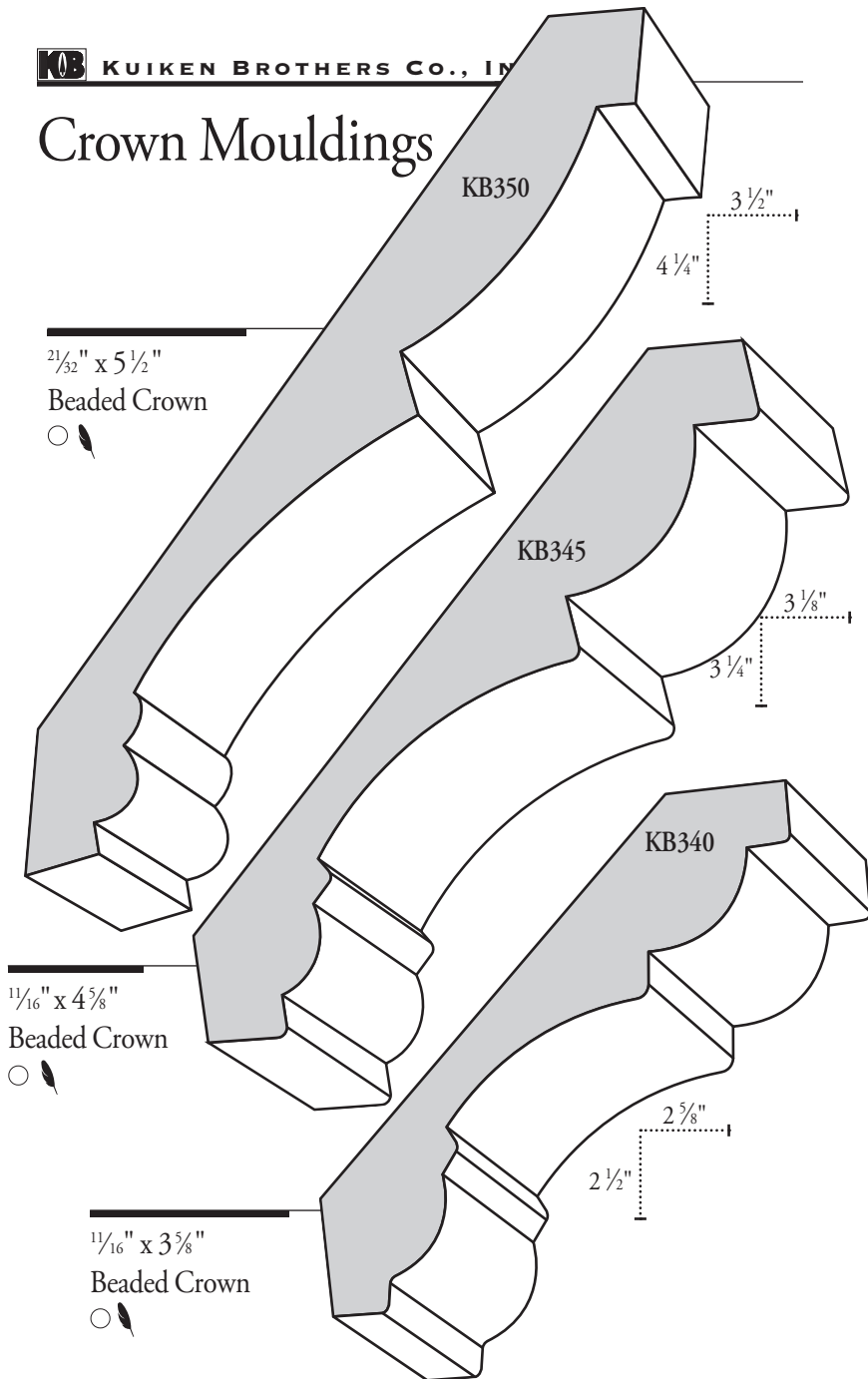
● Clear Pine ○ Primed FJ Pine ▲ Primed FJ Poplar ■ Lightweight Primed MDF

Crown Mouldings

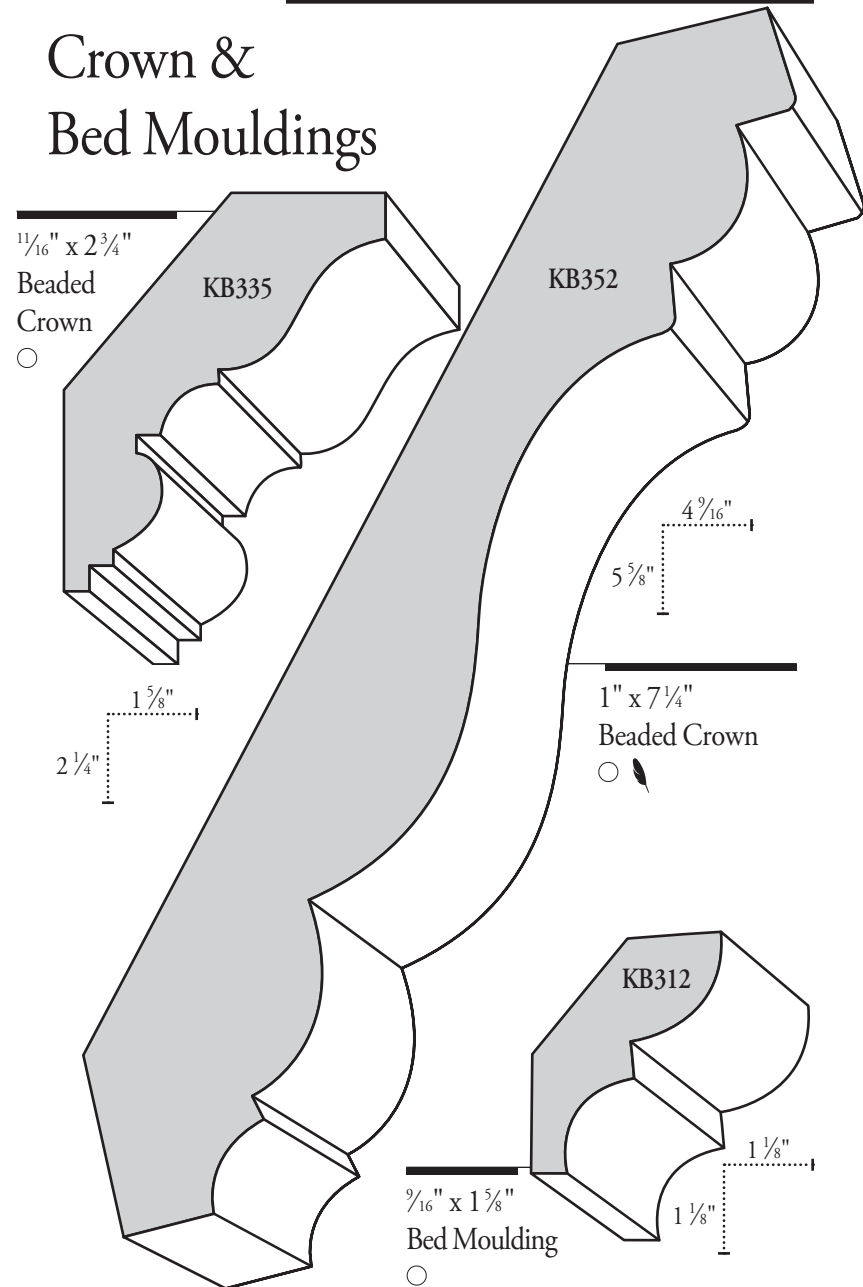


● Clear Pine ○ Primed FJ Pine ▲ Primed FJ Poplar ■ Lightweight Primed MDF

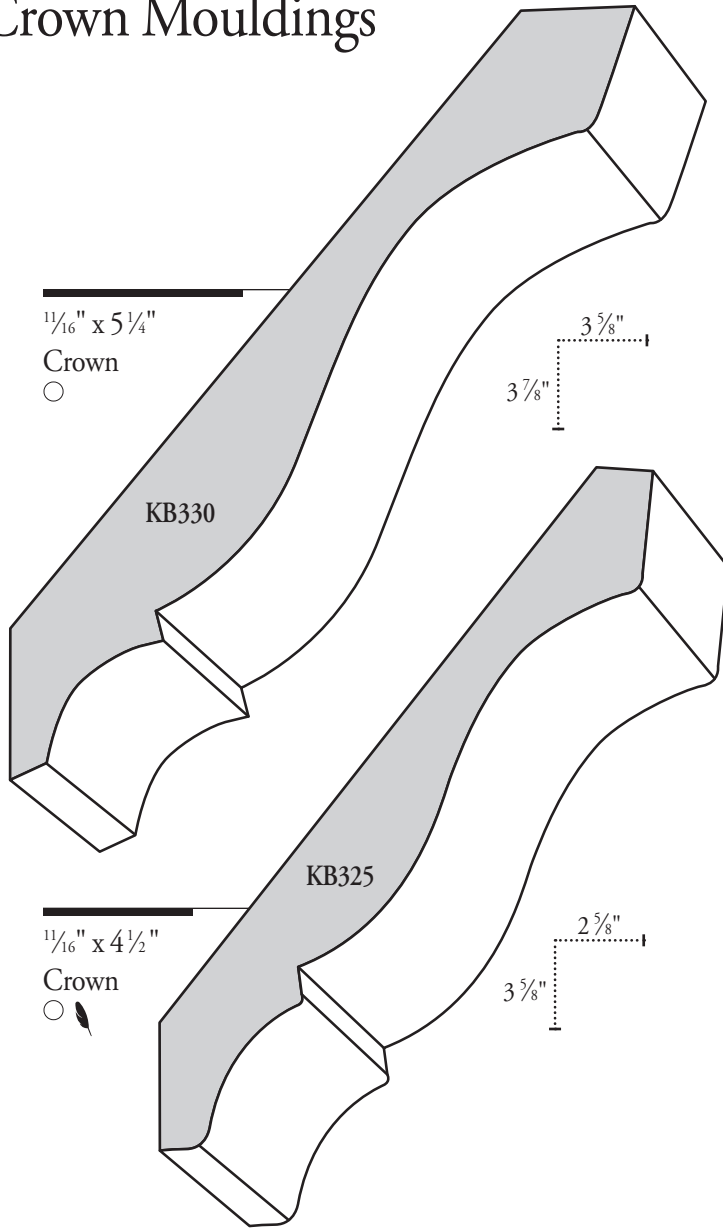
Crown Mouldings



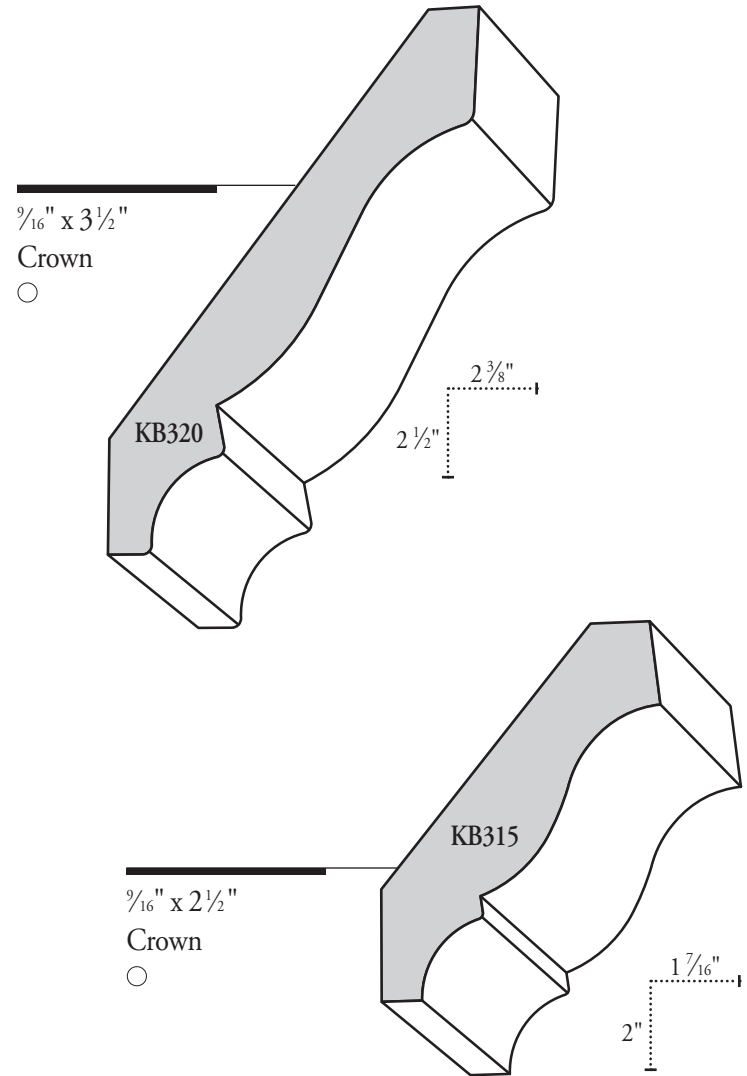
Crown & Bed Mouldings



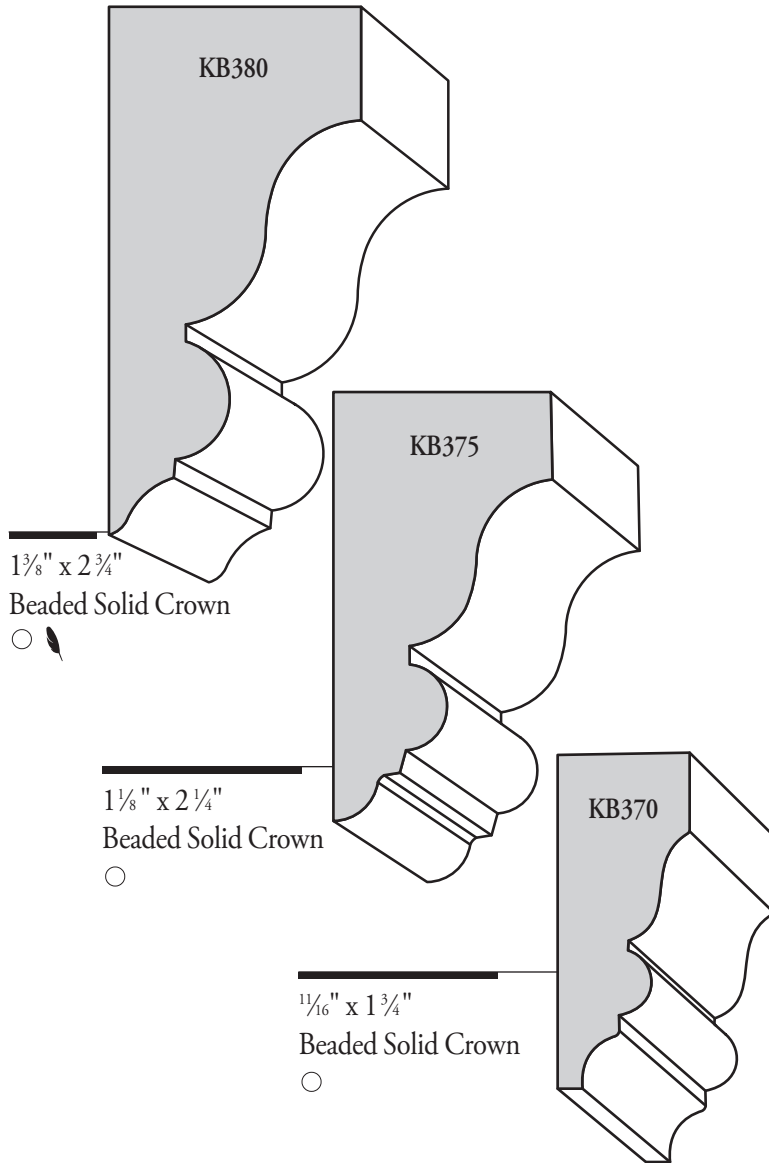
Crown Mouldings



Crown Mouldings

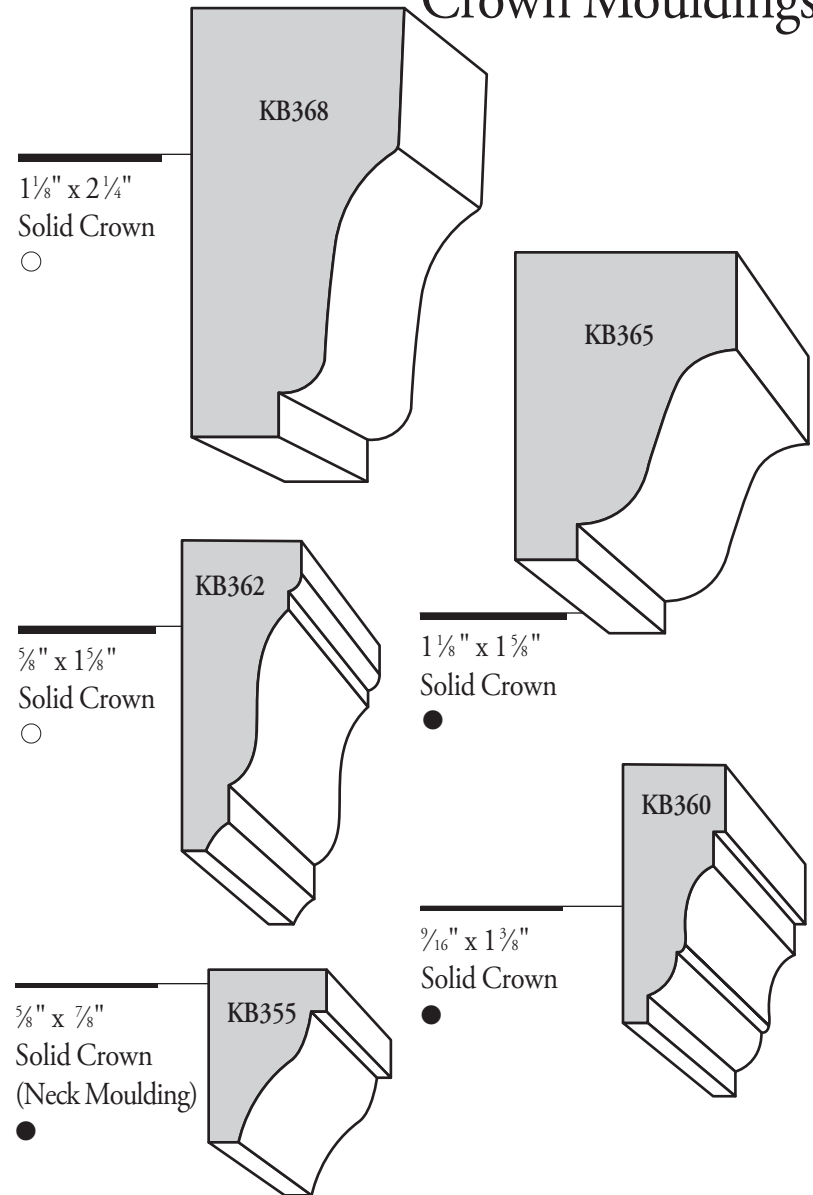


Crown Mouldings



● Clear Pine ○ Primed FJ Pine ▲ Primed FJ Poplar ◆ Lightweight Primed MDF


Crown Mouldings



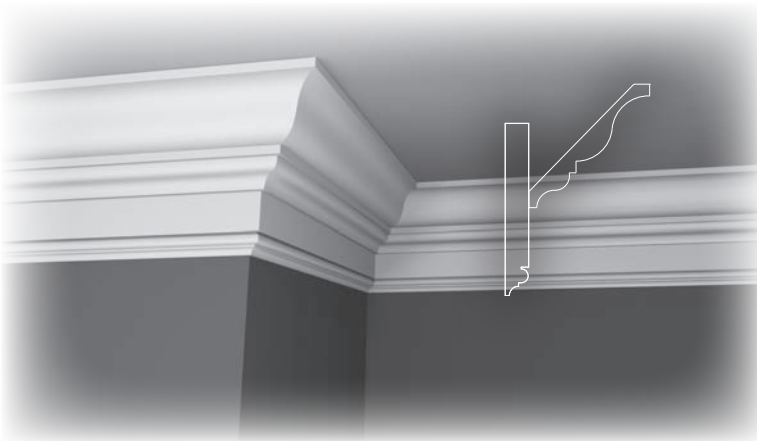
● Clear Pine ○ Primed FJ Pine ▲ Primed FJ Poplar ◆ Lightweight Primed MDF



Crown Combinations



Crown Combination featuring KB317, KB336, KB324




Crown Combination featuring KB318, KB226


● Clear Pine ○ Primed FJ Pine ▲ Primed FJ Poplar 🍃 Lightweight Primed MDF



Crown Combinations



Crown Combination featuring KB314, KB336, KB324, 1x4S4S




KB317 Crown (3/4" x 4-1/2")


● Clear Pine ○ Primed FJ Pine ▲ Primed FJ Poplar 🍃 Lightweight Primed MDF



Crown Combinations



Early American Crown Combination featuring KB308, KB321 & Flat Stock Beam

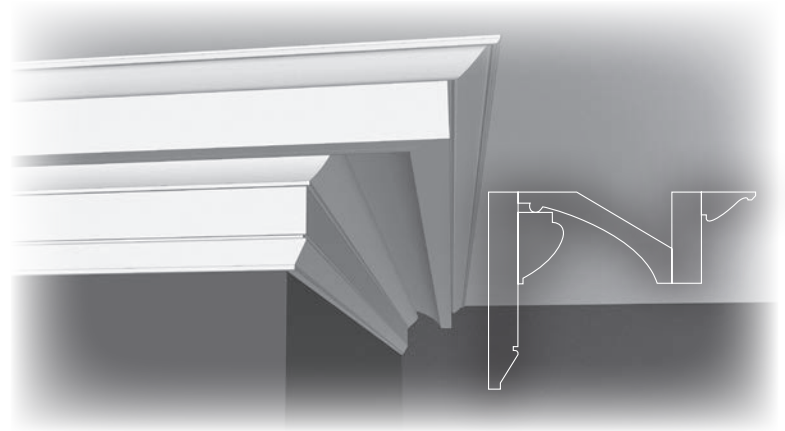


Federal Crown Combination featuring KB314, KB336, KB319 & Flat Stock Beam

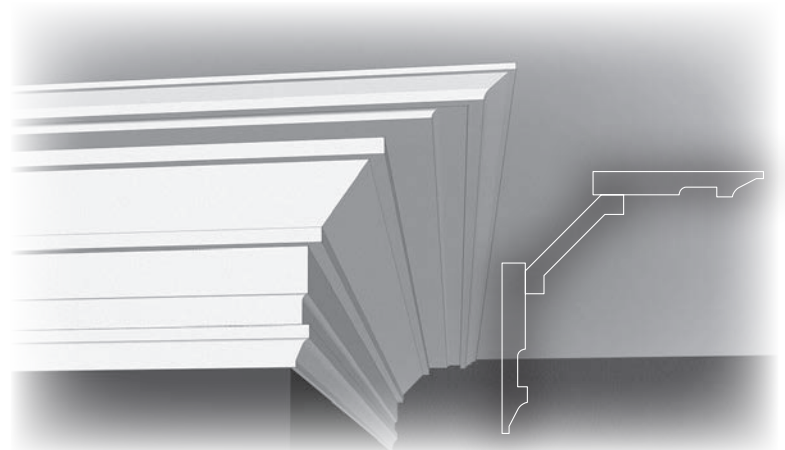
● Clear Pine ○ Primed FJ Pine ▲ Primed FJ Poplar 🍃 Lightweight Primed MDF



Crown Combinations



Greek Revival Crown Combination featuring KB874, KB361, KB329, KB224

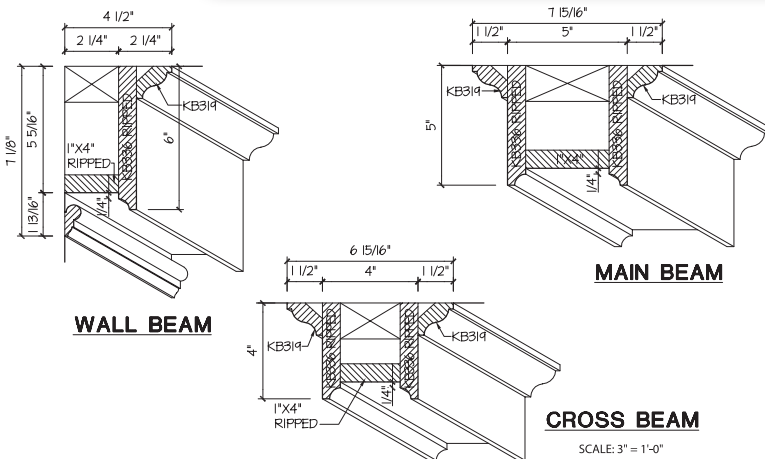
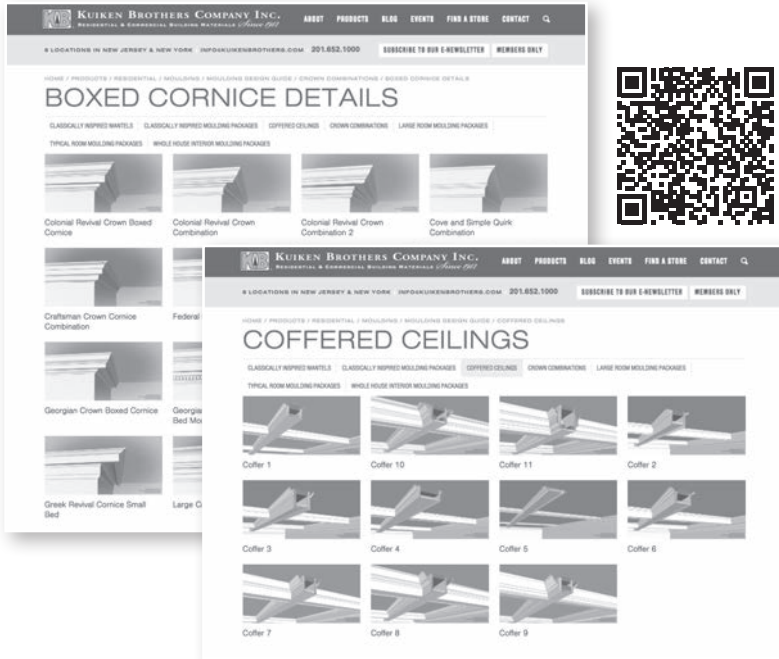


Modern Craftsman Crown Combination featuring KB386, KB233

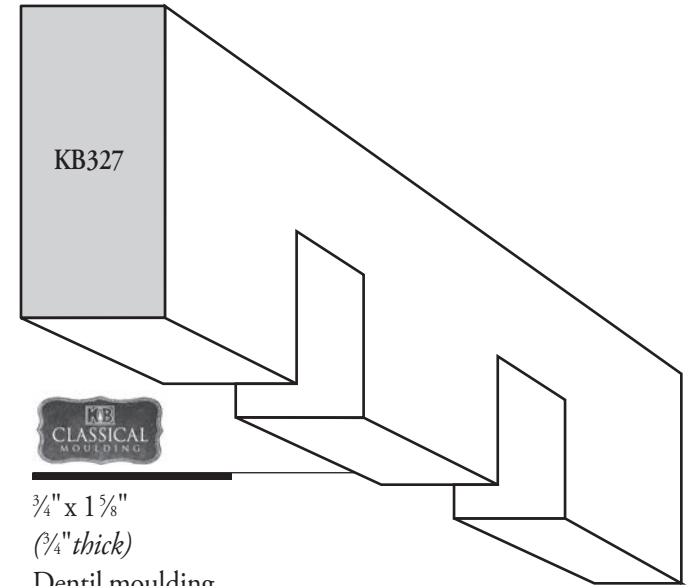
● Clear Pine ○ Primed FJ Pine ▲ Primed FJ Poplar 🍃 Lightweight Primed MDF

MOULDING DESIGN GUIDE

Go to kuikenbrothers.com/mouldingdesignguide to view our ever-expanding library of Crown and Coffered Ceiling combinations. View and download CAD files of detailed diagrams for your specifications.



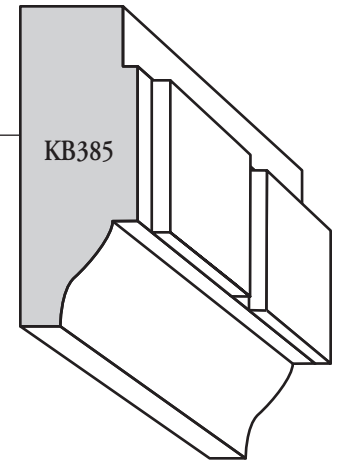
Dentil Mouldings



$\frac{3}{4}$ " x $1\frac{5}{8}$ "

($\frac{3}{4}$ " thick)

Dentil moulding



$\frac{3}{4}$ " x $1\frac{5}{8}$ "

Combination Dentil Moulding



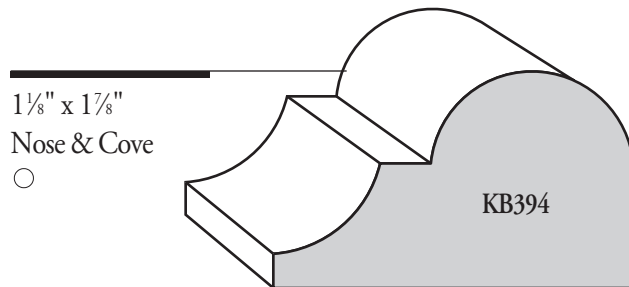
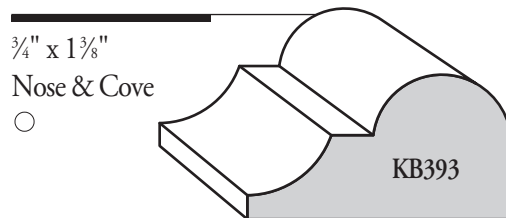
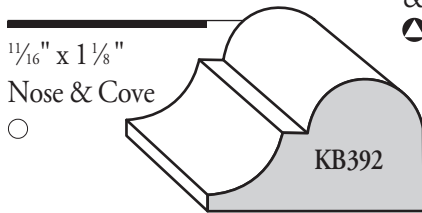
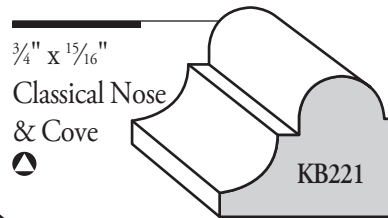
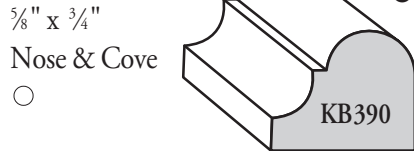
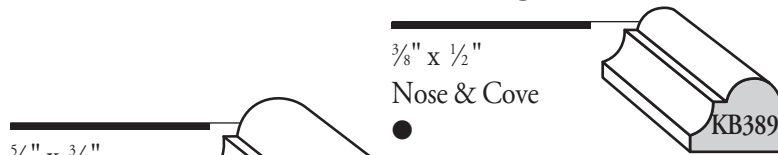
● Clear Pine

○ Primed FJ Pine

◐ Primed FJ Poplar

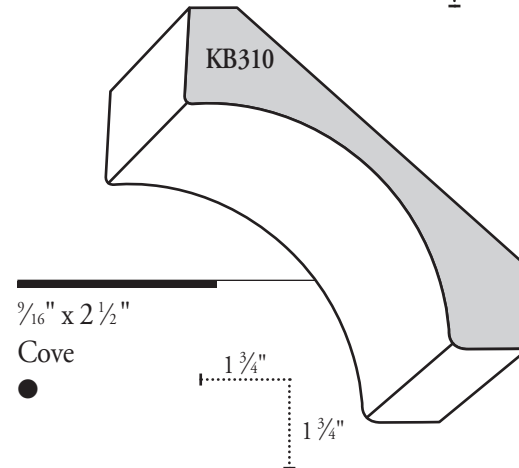
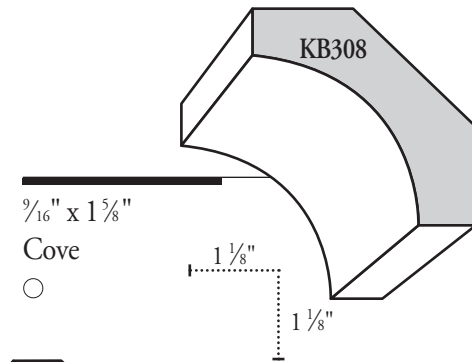
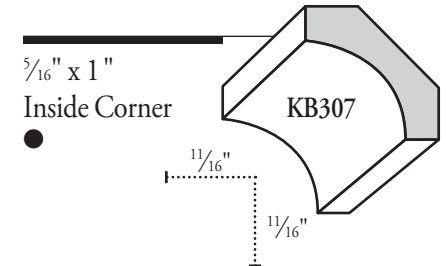
◑ Lightweight Primed MDF

Nose & Cove Mouldings



● Clear Pine ○ Primed FJ Pine ◐ Primed FJ Poplar ◑ Lightweight Primed MDF

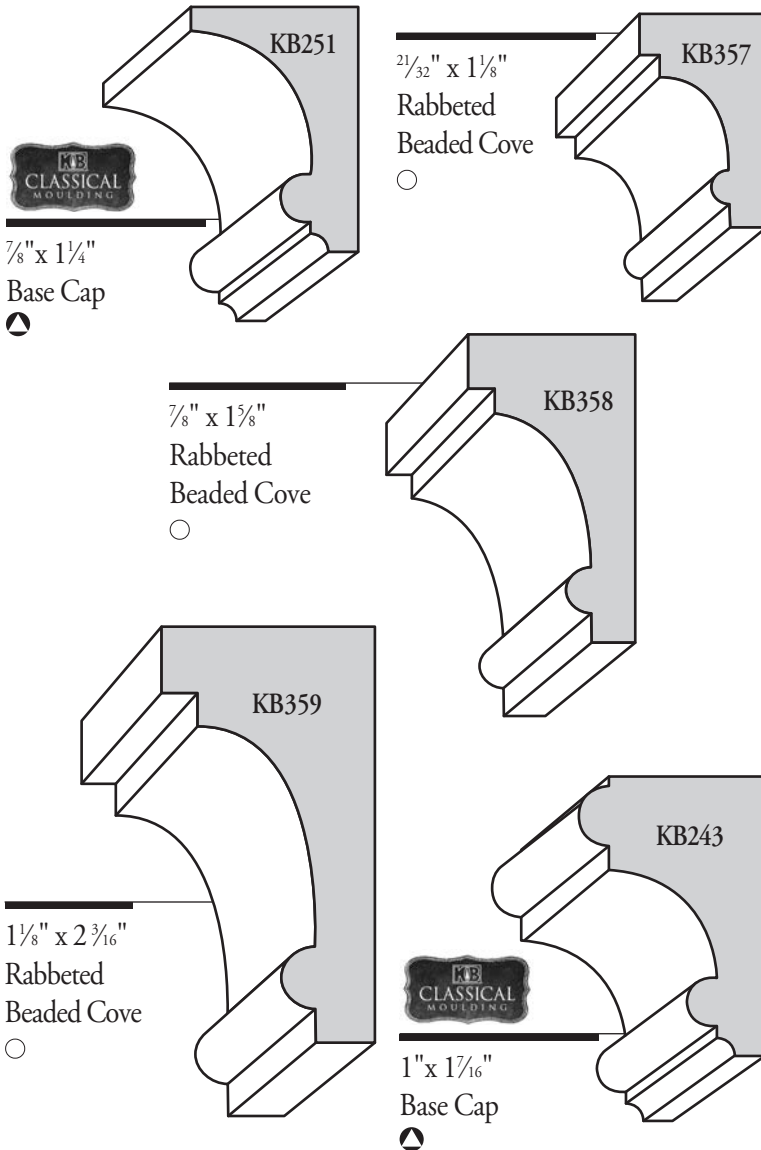
Cove Mouldings



● Clear Pine ○ Primed FJ Pine ◐ Primed FJ Poplar ◑ Lightweight Primed MDF

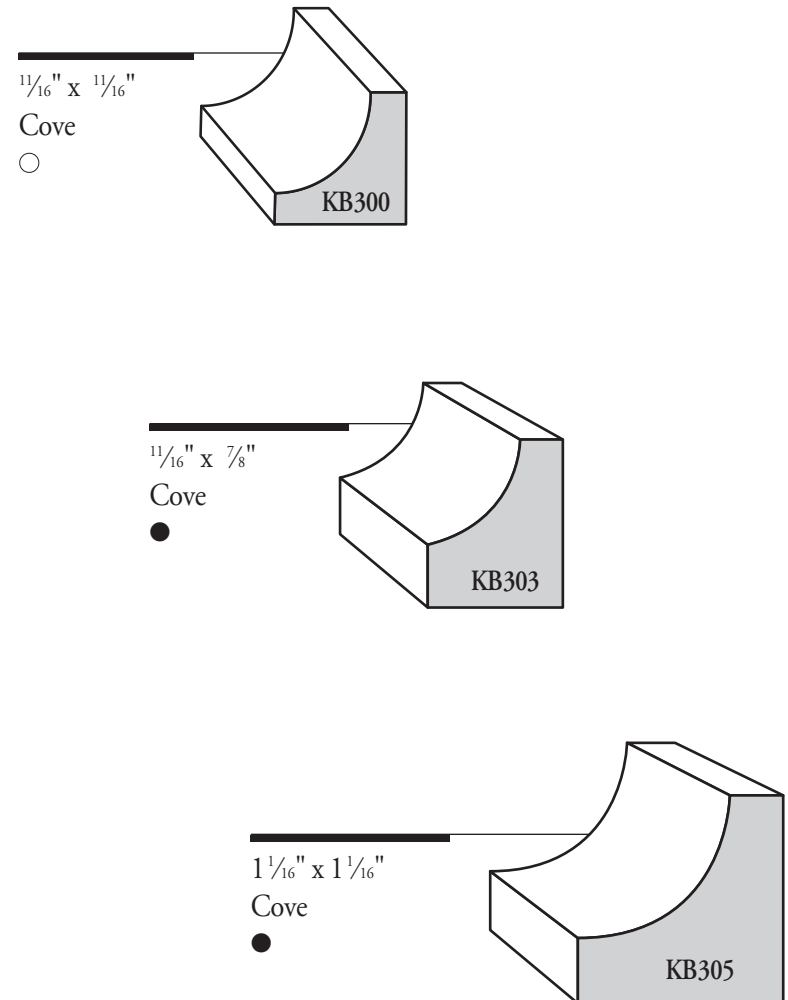


Cove Mouldings



● Clear Pine ○ Primed FJ Pine ▲ Primed FJ Poplar 🍃 Lightweight Primed MDF

Cove Mouldings




● Clear Pine ○ Primed FJ Pine ▲ Primed FJ Poplar 🍃 Lightweight Primed MDF

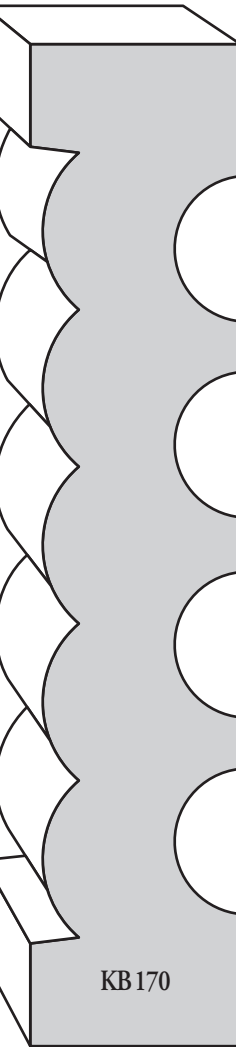
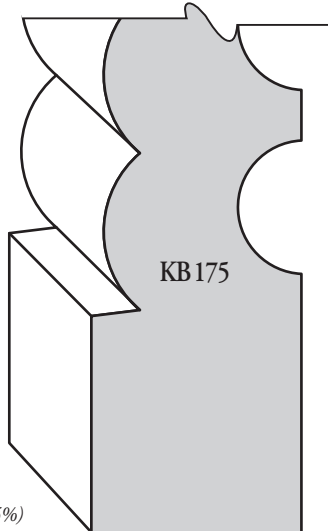

Pilaster Mouldings

1 1/8" x 5 1/4"
Fluted Pilaster
○ (8' only)

1 1/8" x 7 1/4"
Fluted Pilaster
○ (8' only)



(Full KB175 shown at 35%)



KB170

KB175


● Clear Pine ○ Primed FJ Pine ▲ Primed FJ Poplar 🍃 Lightweight Primed MDF

Pilaster & Reeded Accent

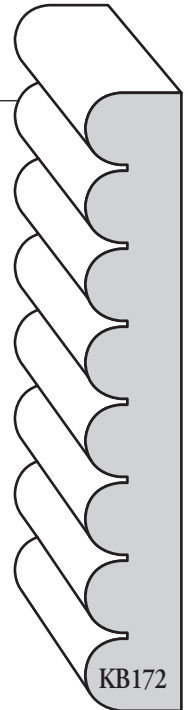


1/2" x 3/4"
Reeded Accent
(3/8" Bead)
▲

1 1/16" x 3 1/4"
Fluted/
Reeded Casing
○



KB165



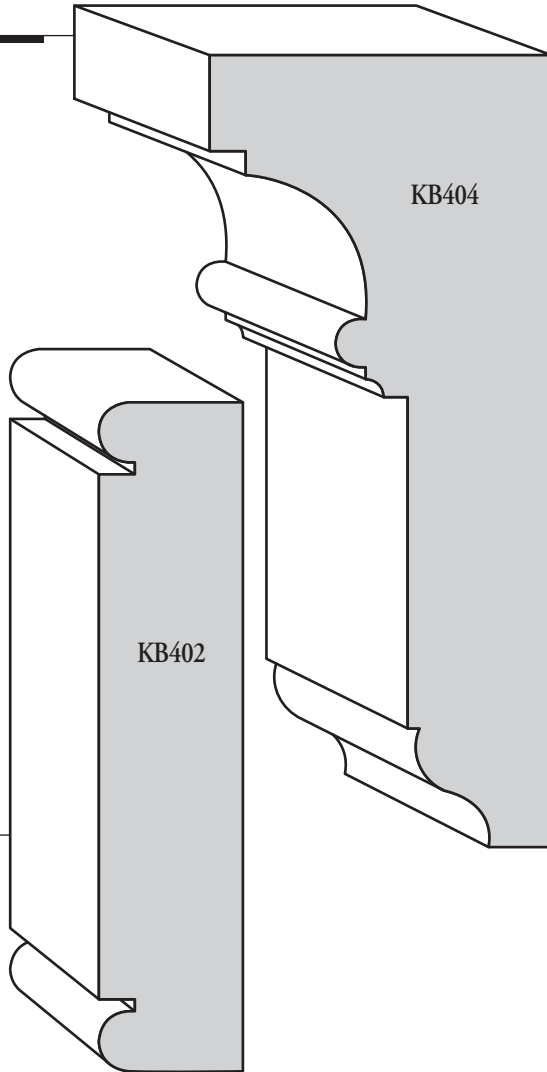
KB172

● Clear Pine ○ Primed FJ Pine ▲ Primed FJ Poplar 🍃 Lightweight Primed MDF

Chair Rail



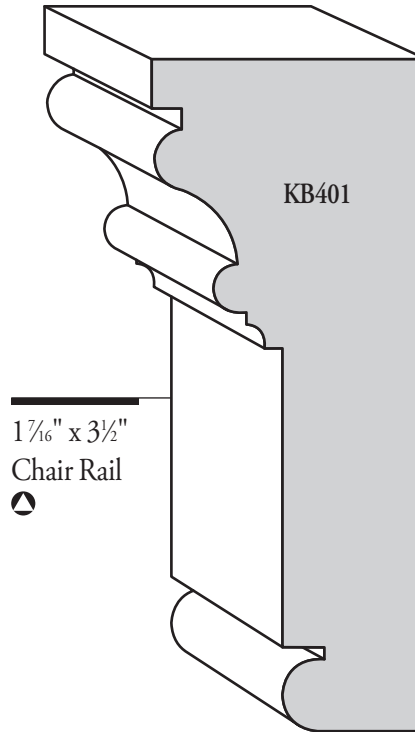
1 ¹³/₁₆" x 4 ¹/₈"
Chair Rail



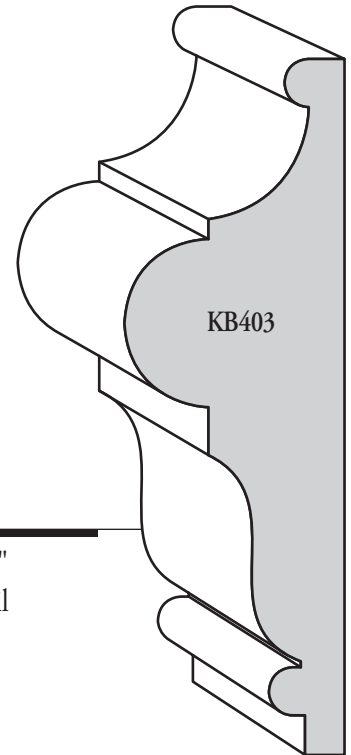
3/4" x 3 1/2"
Chair Rail



Chair Rail Mouldings



1 ⁷/₁₆" x 3 1/2"
Chair Rail

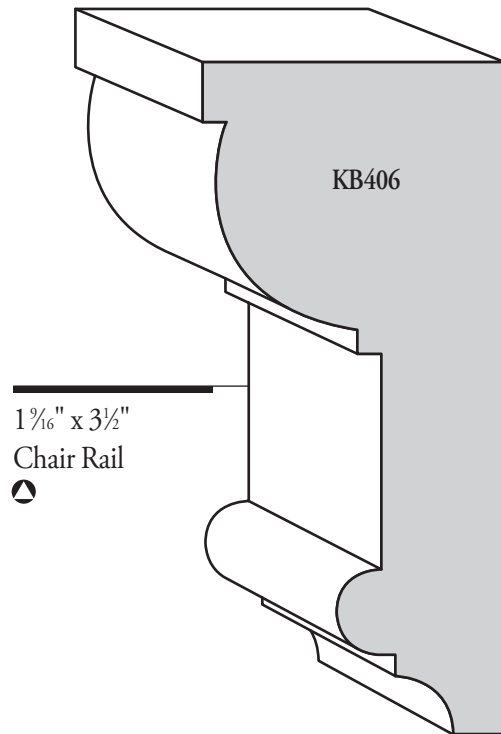


1 1/8" x 3 5/8"
Chair Rail

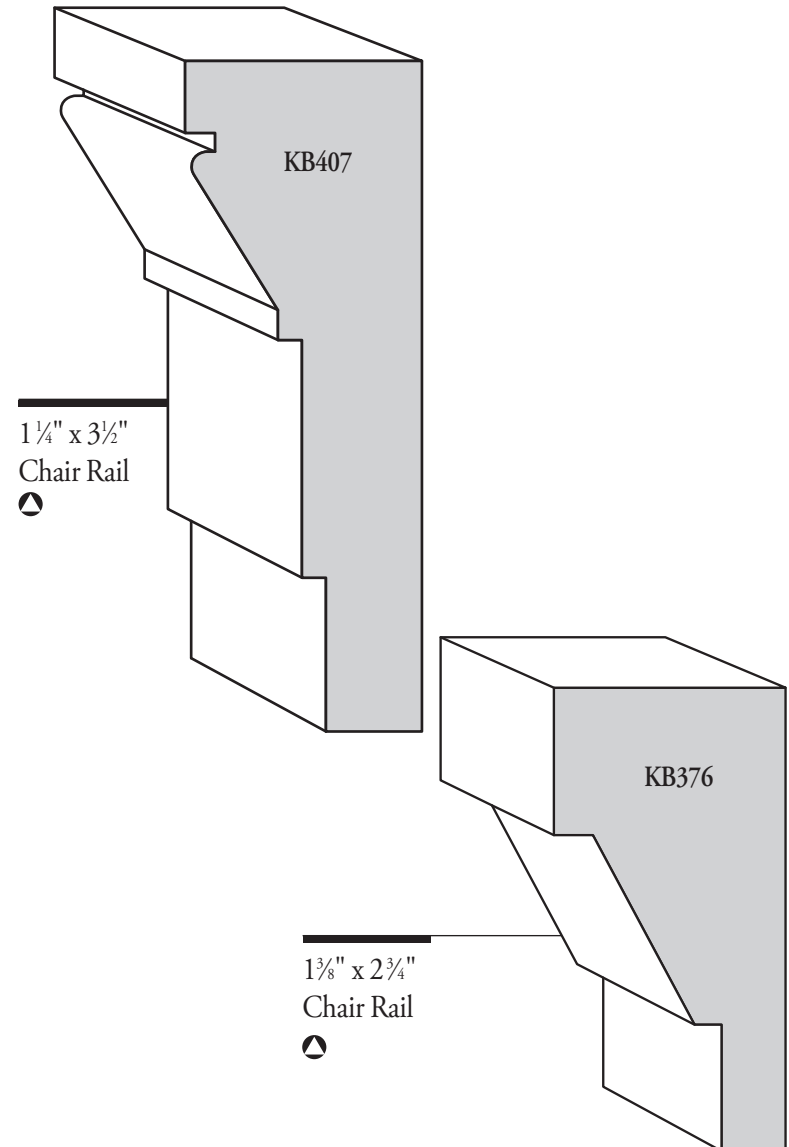




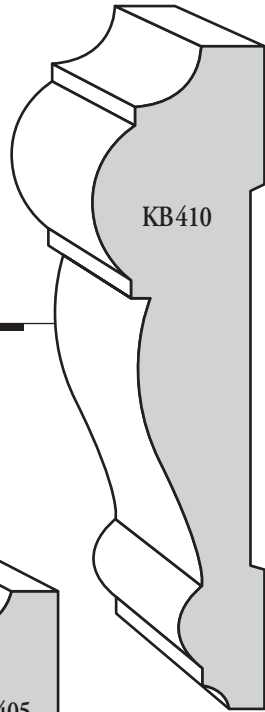
Chair Rail Mouldings



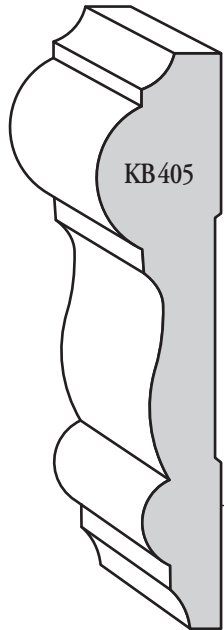
Chair Rail Mouldings



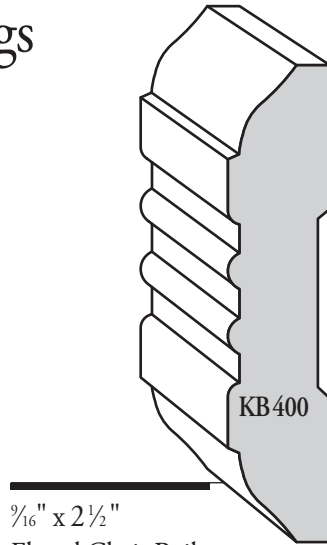
Chair Rail Mouldings



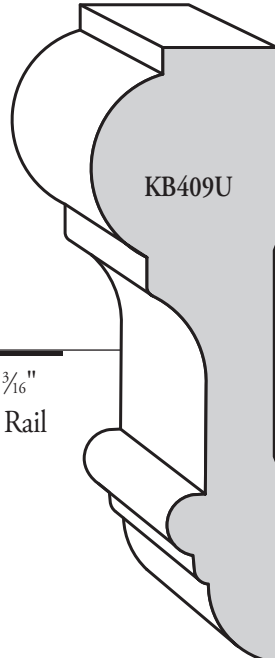
$\frac{7}{8}" \times 3\frac{1}{2}"$
Heavy Norman
Chair Rail
○



$\frac{11}{16}" \times 3"$
Norman Chair Rail
○



$\frac{9}{16}" \times 2\frac{1}{2}"$
Fluted Chair Rail
○

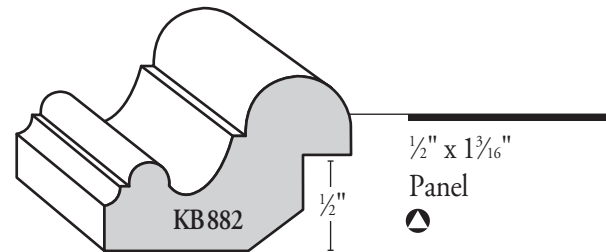
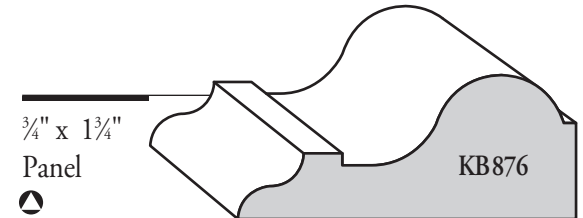
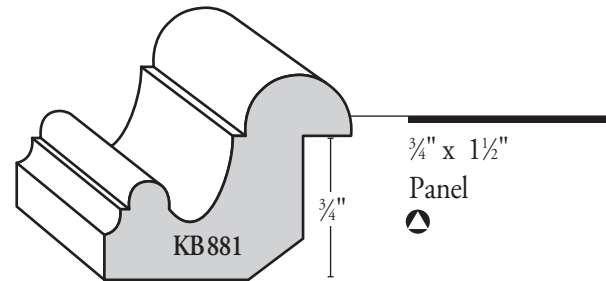
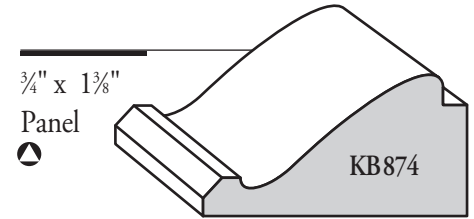


$1" \times 3\frac{3}{16}"$
Chair Rail
🍃

● Clear Pine ○ Primed FJ Pine ▲ Primed FJ Poplar 🍃 Lightweight Primed MDF



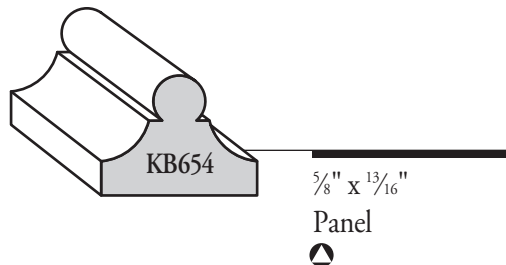
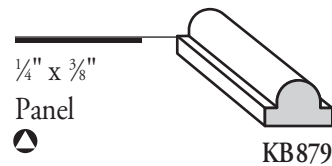
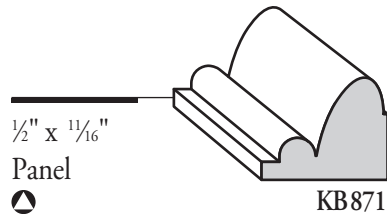
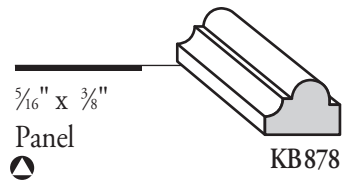
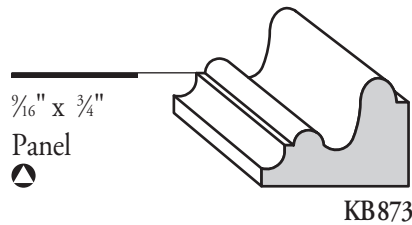
Panel Mouldings



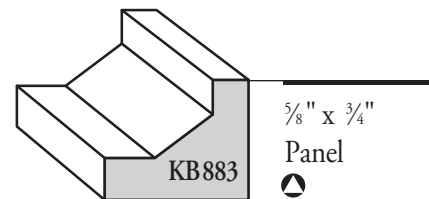
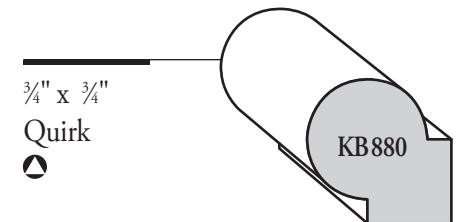
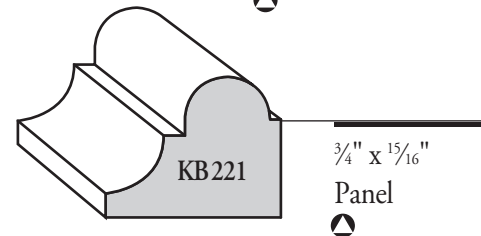
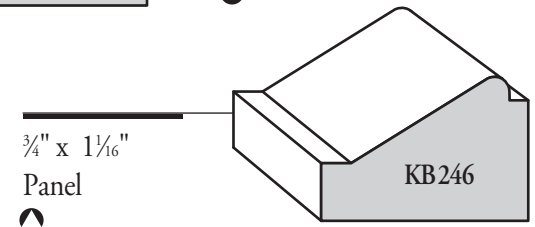
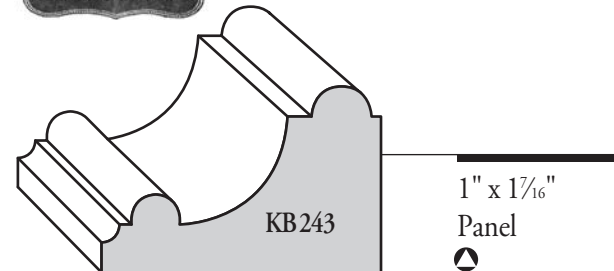
● Clear Pine ○ Primed FJ Pine ▲ Primed FJ Poplar 🍃 Lightweight Primed MDF



Panel Mouldings

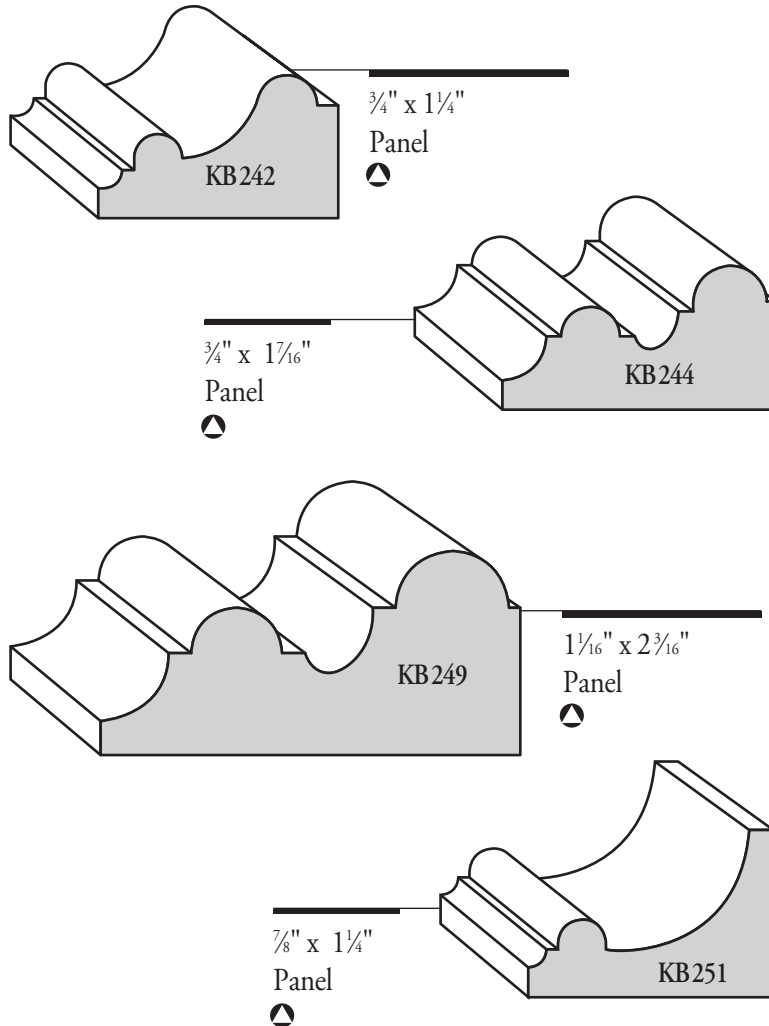


Panel Mouldings

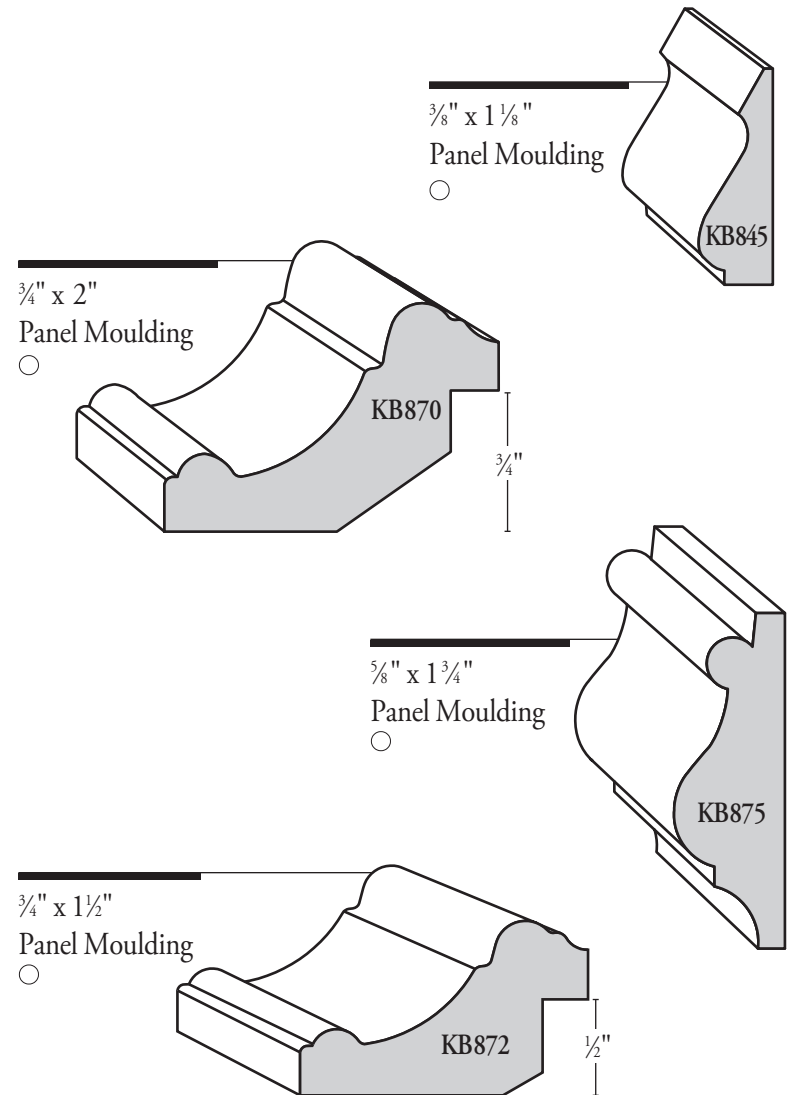




Panel Mouldings



Panel Mouldings



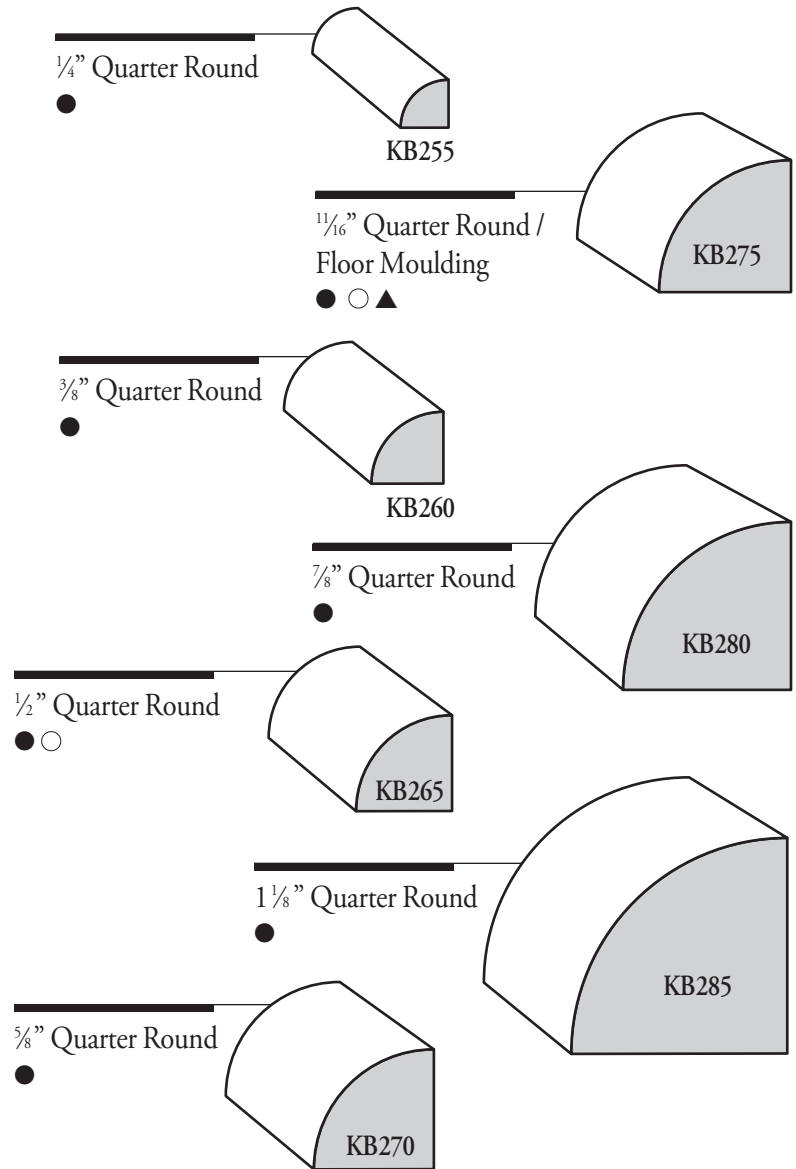


Chair Rail & Panel



Chair Rail KB403, Panel KB242, Base KB227

Quarter Round Mouldings

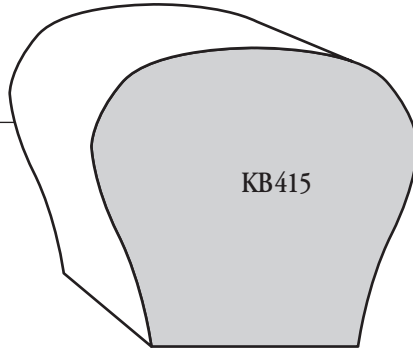


● Clear Pine ○ Primed FJ Pine ▲ Oak ● Primed FJ Poplar ○ Lightweight Primed MDF

CAD FILES AVAILABLE ON KUIKENBROTHERS.COM/MOULDINGS **105**

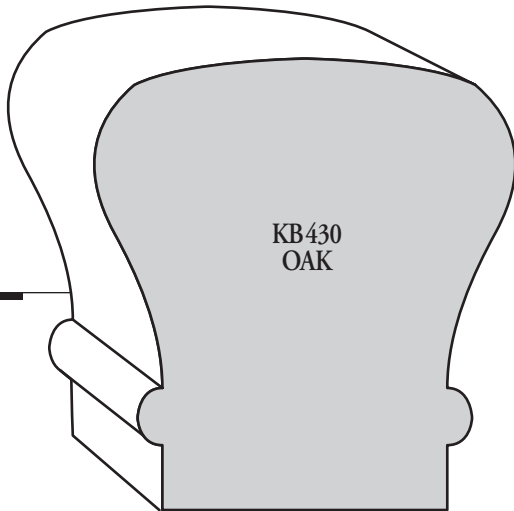
Hand Rails

1 ⁹/₁₆" x 1 ¹¹/₁₆"
Hand Rail



KB415

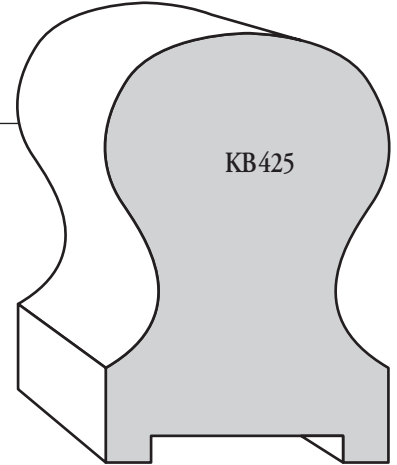
2 ¹/₄" x 2 ³/₈"
10', 12', 14', 16'
Hand Rail



KB430
OAK

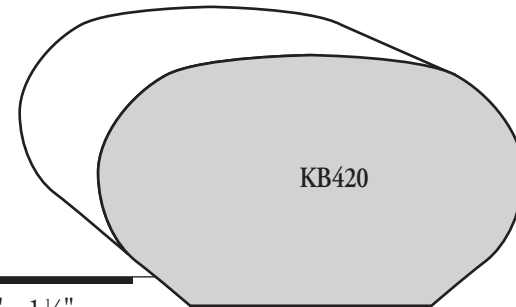
Hand Rails

1 ¹/₂" x 2 ¹/₄"
Hand Rail



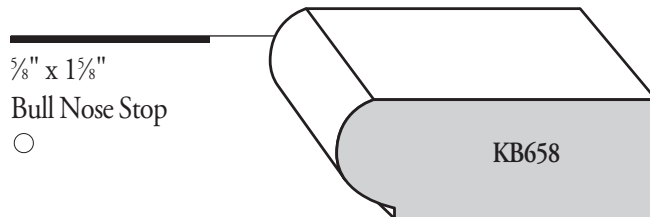
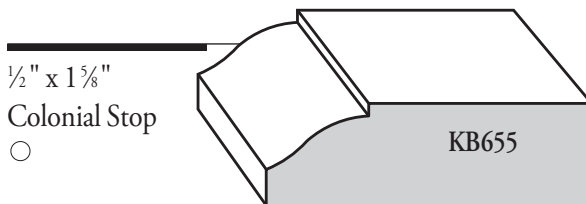
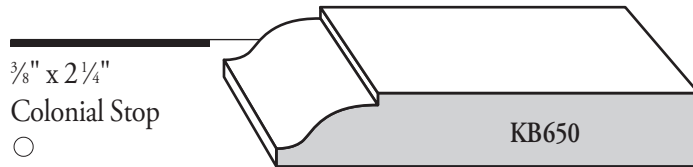
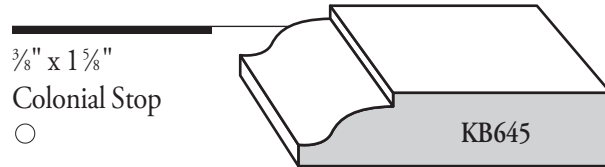
KB425

2 ¹/₄" x 1 ¹/₄"
Oval Hand Rail

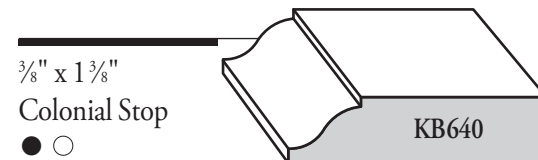
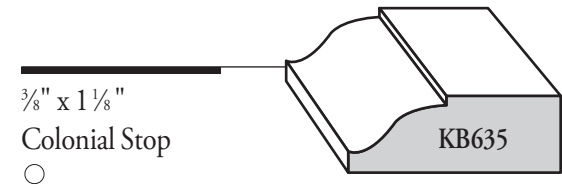
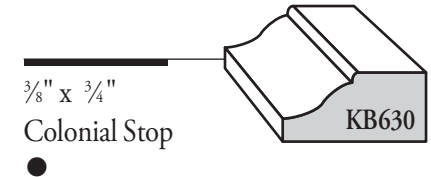


KB420

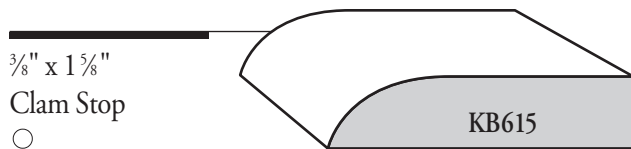
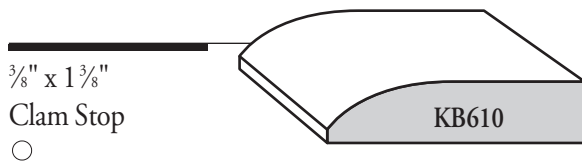
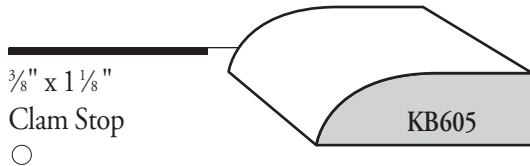
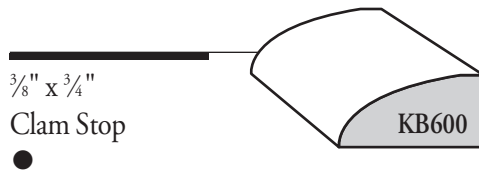
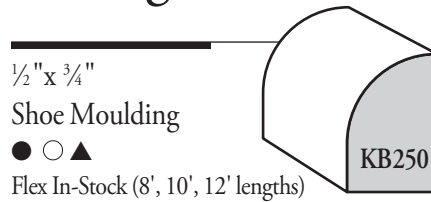
Stop Mouldings



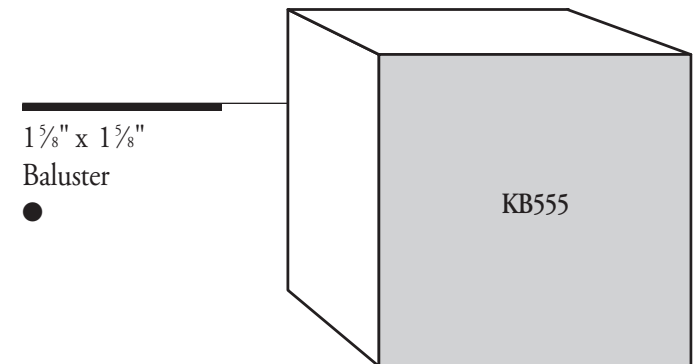
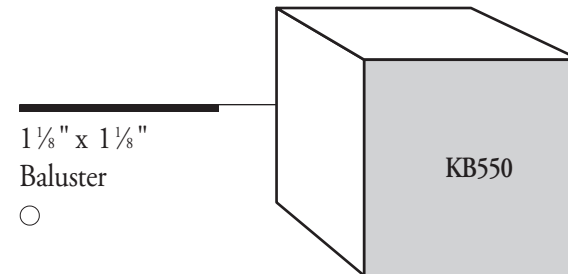
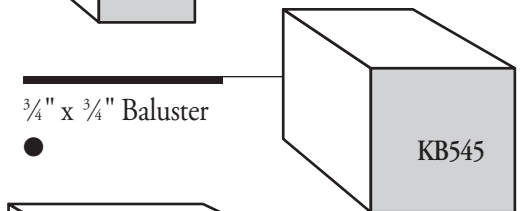
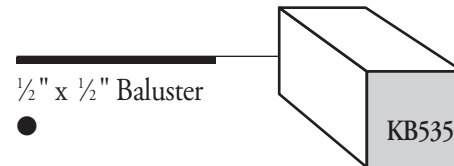
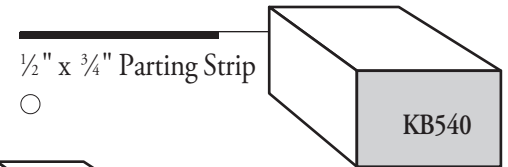
Stop Mouldings



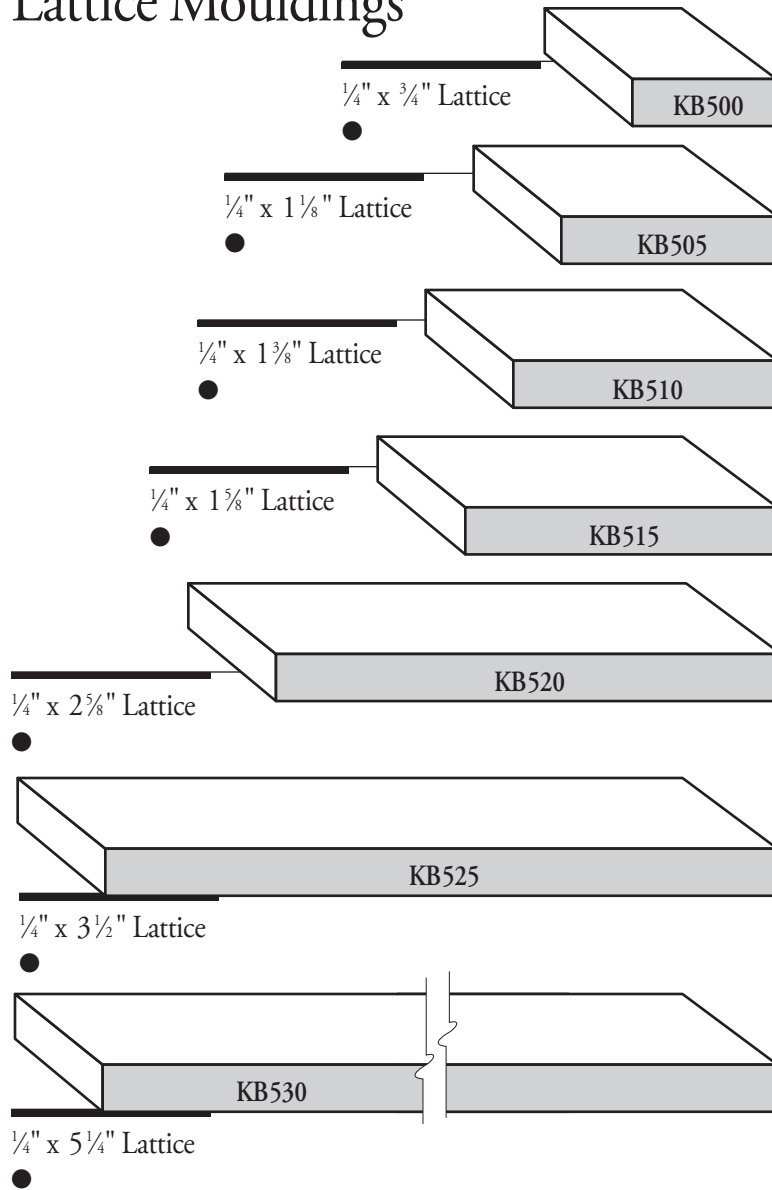
Shoe & Stop Mouldings



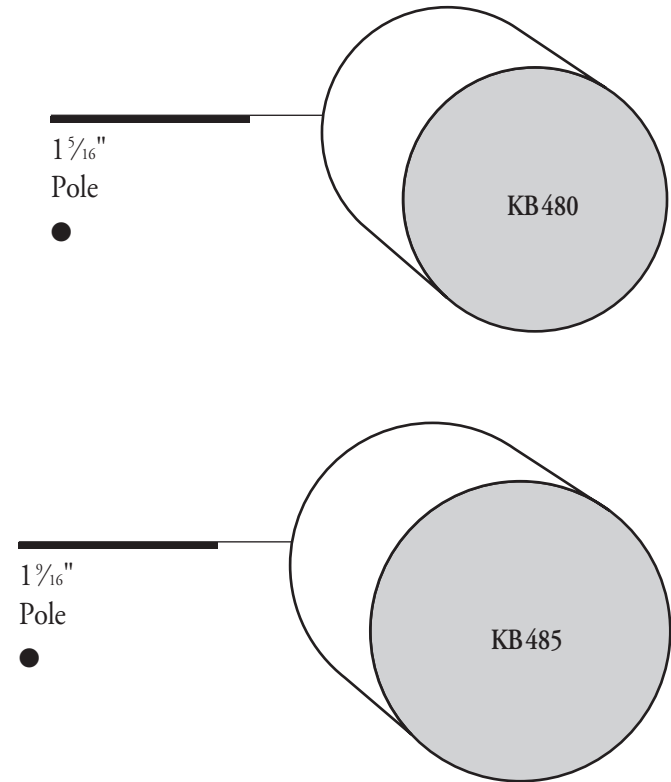
Baluster



Lattice Mouldings



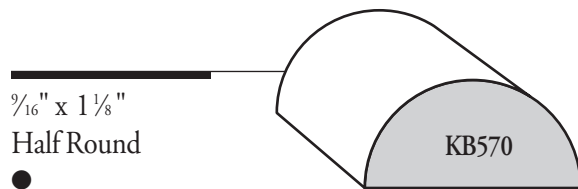
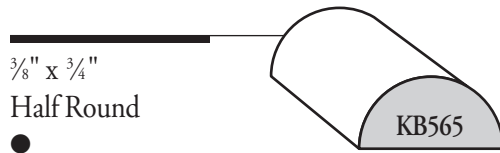
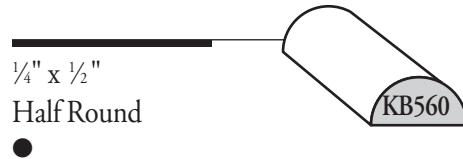
Pole Mouldings



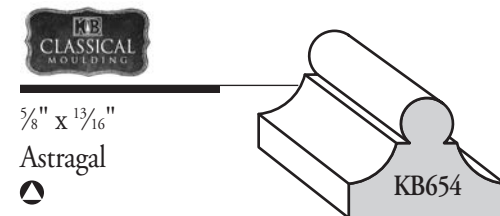
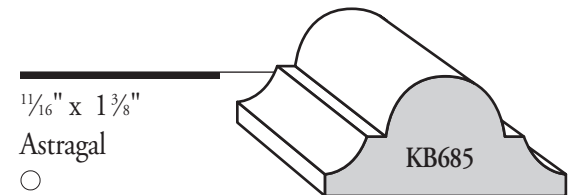
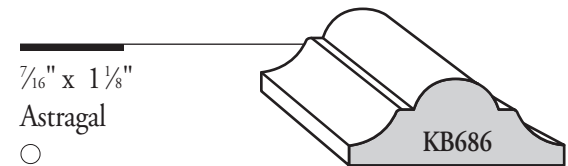
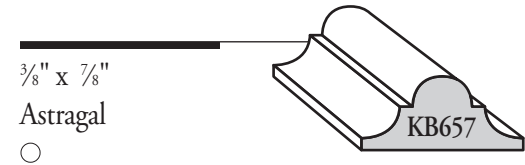
$1\frac{9}{16}"$
Pole

Kuiken Brothers stocks white melamine shelving boards, adjustable steel closet rods, closet rod hardware and cedar closet lining for custom built closets.

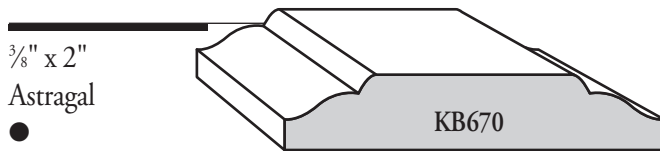
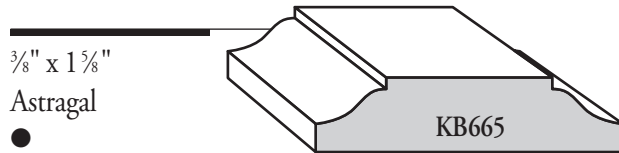
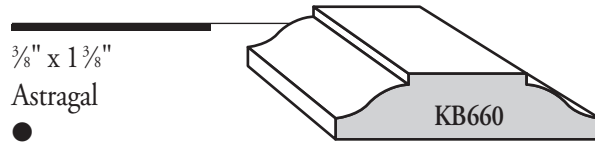
Half Round Mouldings



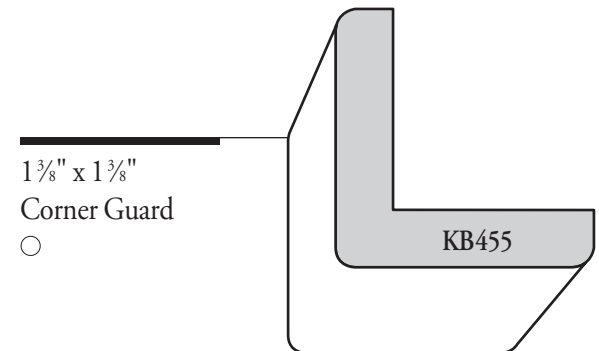
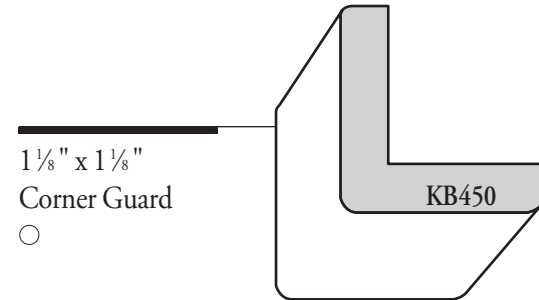
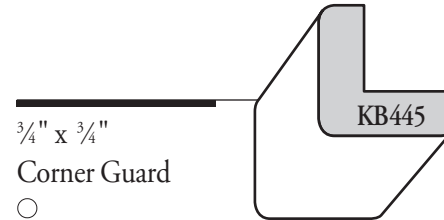
Astragal & Mullion Center



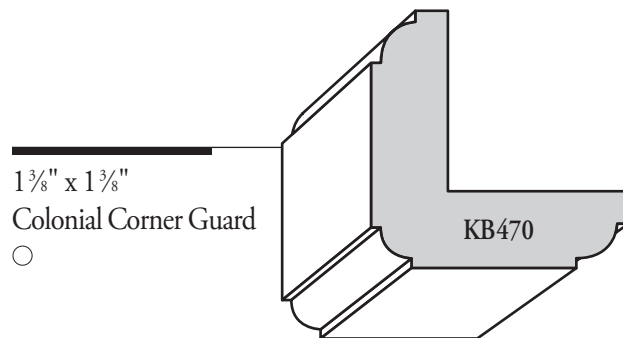
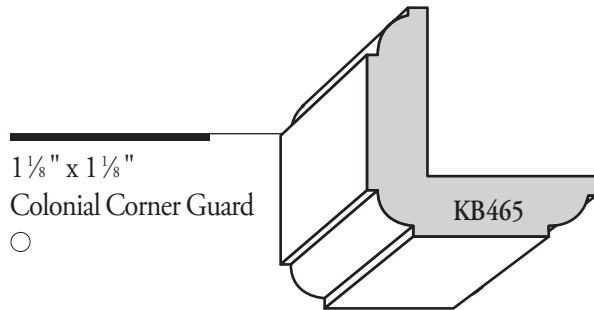
Astragal & Mullion Center



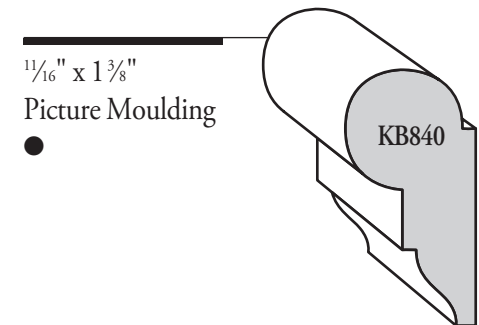
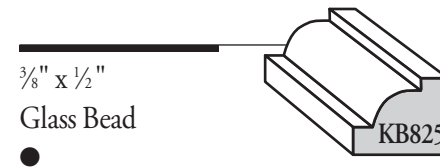
Sanitary Corner Guard



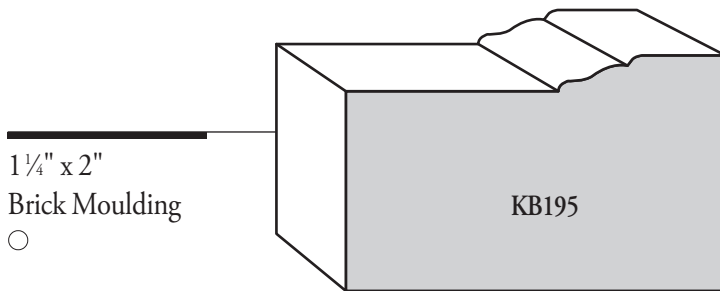
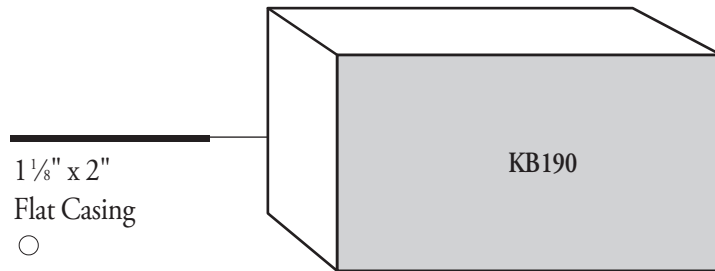
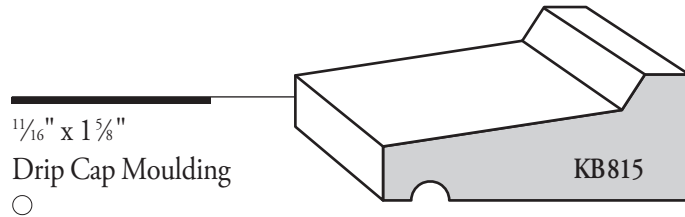
Colonial Corner Guard



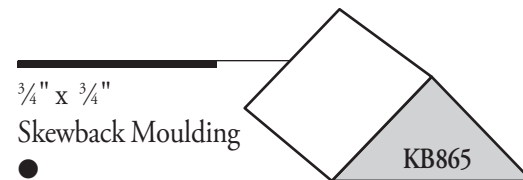
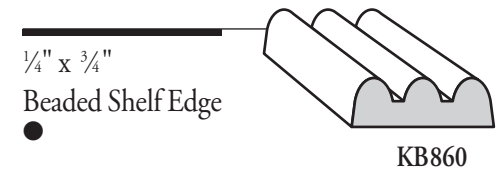
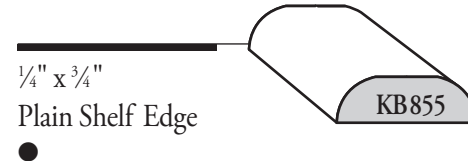
Glass Bead & Picture Rail



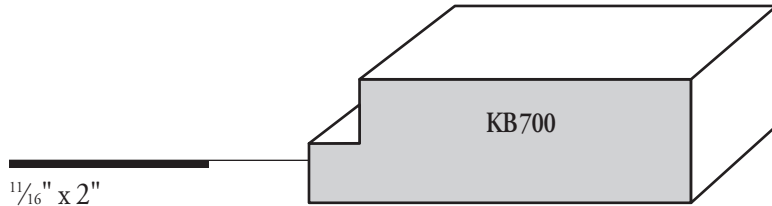
Drip Cap & Brick Moulding



Shelf Edge & Skewback

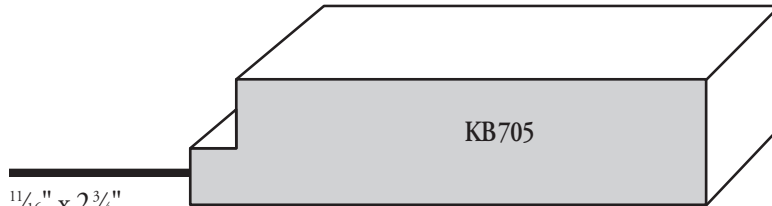


Extension Jamb



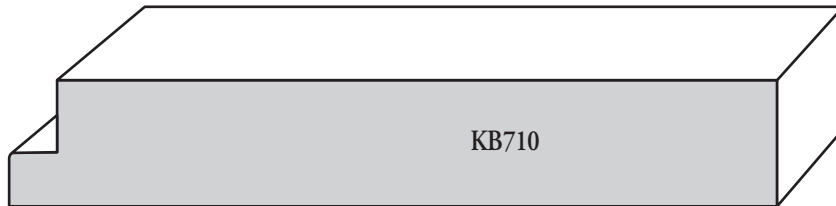
$1\frac{1}{16}" \times 2"$

Andersen Extension Jamb "Casement & Awning"



$1\frac{1}{16}" \times 2\frac{3}{4}"$

Andersen Extension Jamb "Casement & Awning"

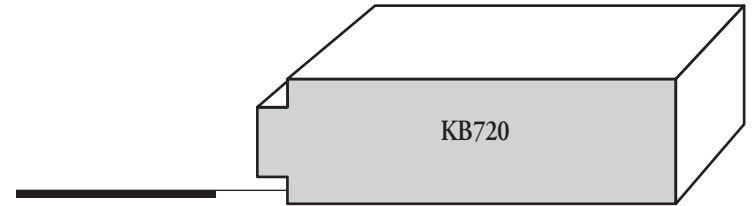


$1\frac{1}{16}" \times 4"$

Andersen Extension Jamb "Casement & Awning"

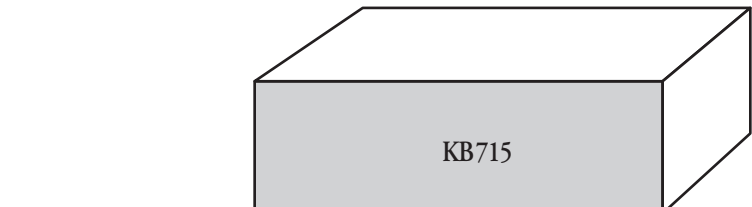


Extension Jamb



$1\frac{1}{16}" \times 2\frac{3}{16}"$

Andersen Tilt Wash Extension Jamb

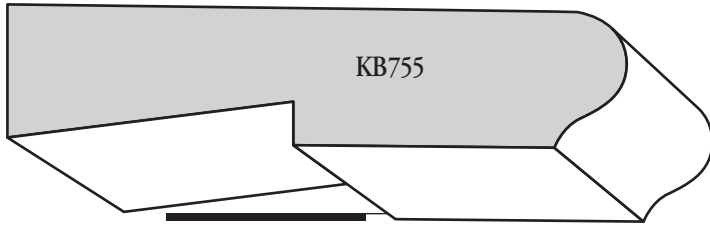


$1\frac{1}{16}" \times 2\frac{1}{8}"$

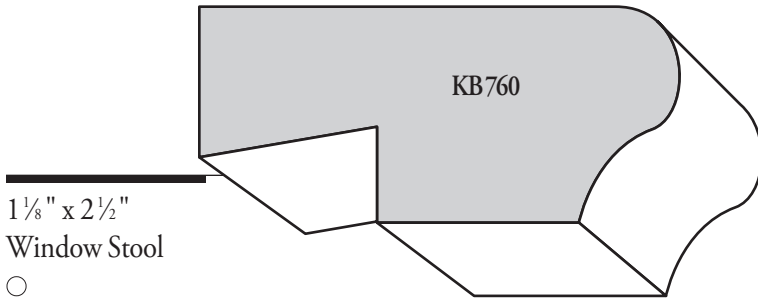
Andersen Narroline Extension Jamb



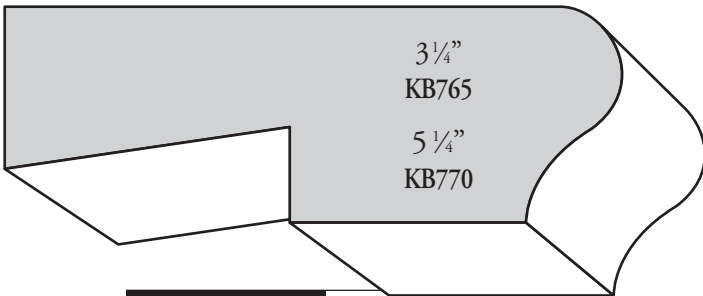
Window Stool



$\frac{11}{16}$ " x $3\frac{1}{4}$ " Window Stool



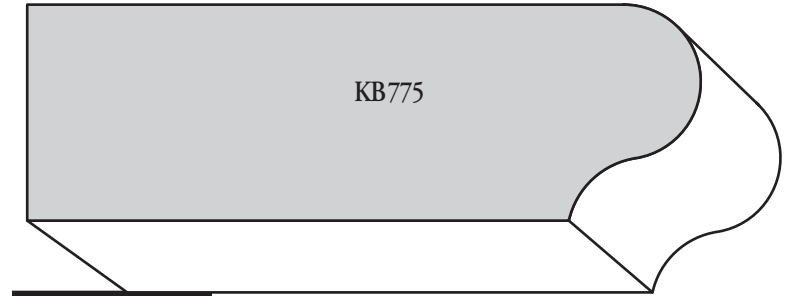
$1\frac{1}{8}$ " x $2\frac{1}{2}$ "
Window Stool



$1\frac{1}{8}$ " x $3\frac{1}{4}$ " Window Stool ○

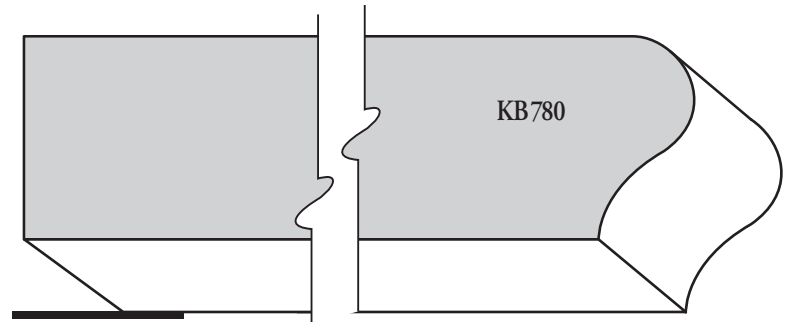
$1\frac{1}{8}$ " x $5\frac{1}{4}$ " Window Stool ○

Window Stool



$1\frac{1}{8}$ " x $3\frac{1}{2}$ "

Flat Bottom Stool

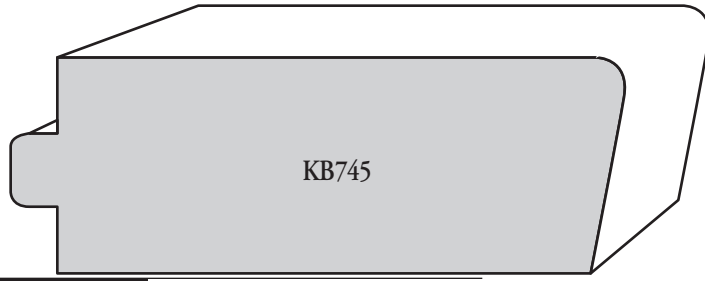


$1\frac{1}{16}$ " x $5\frac{1}{4}$ "

Flat Bottom Stool



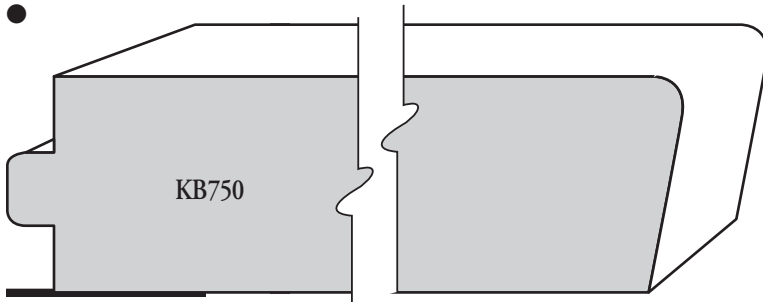
Window Stool



KB745

1 1/8" x 3 1/4"

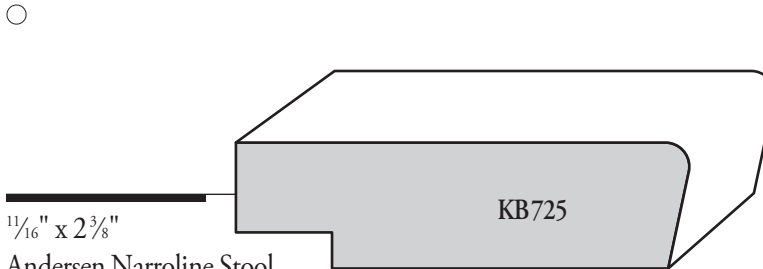
Andersen Window Stool "Casement & Awning"



KB750

1 1/8" x 5 3/4"

Andersen Window Stool "Casement & Awning"



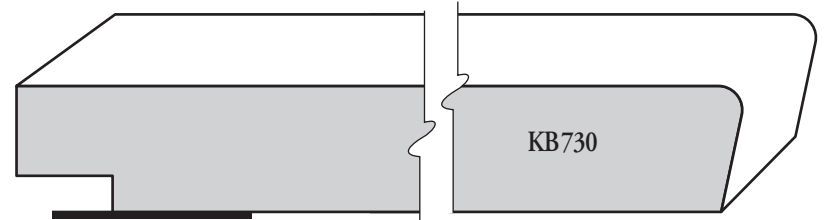
KB725

1 1/16" x 2 3/8"

Andersen Narroline Stool



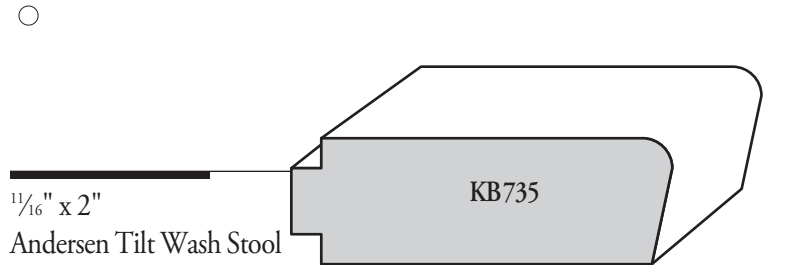
Window Stool



KB730

1 1/16" x 4 3/8"

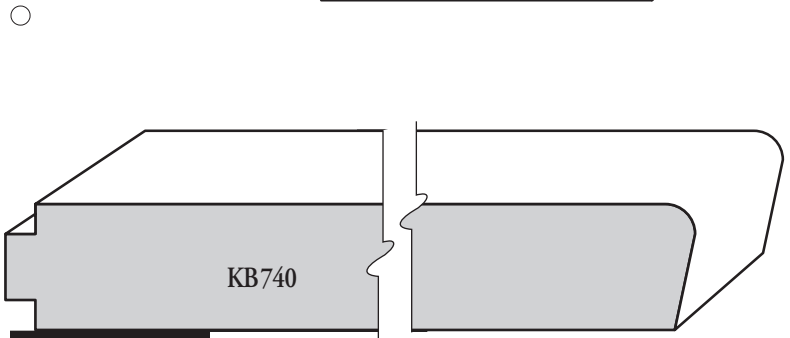
Andersen Narroline Stool



KB735

1 1/16" x 2"

Andersen Tilt Wash Stool



KB740

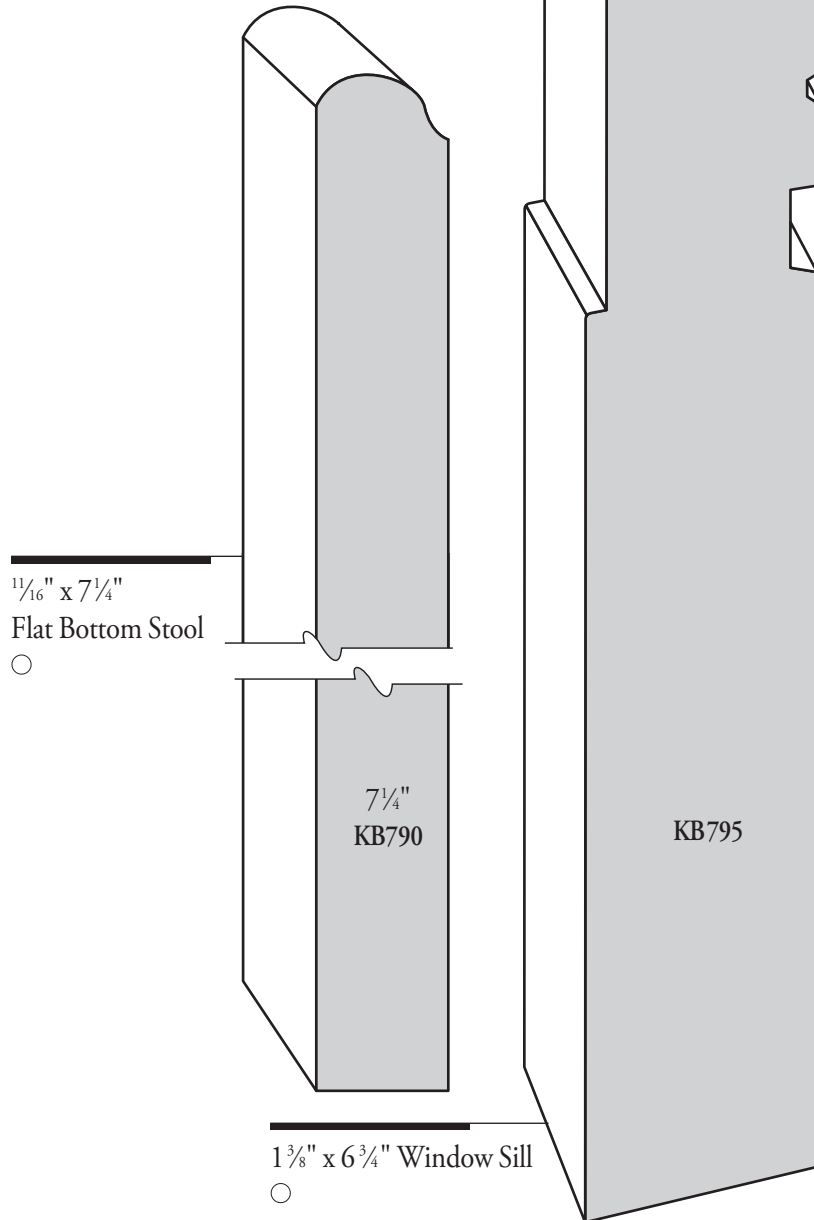
1 1/16" x 4"

Andersen Tilt Wash Stool





Window Sill & Stool



Clear Pine

Primed
FJ Pine

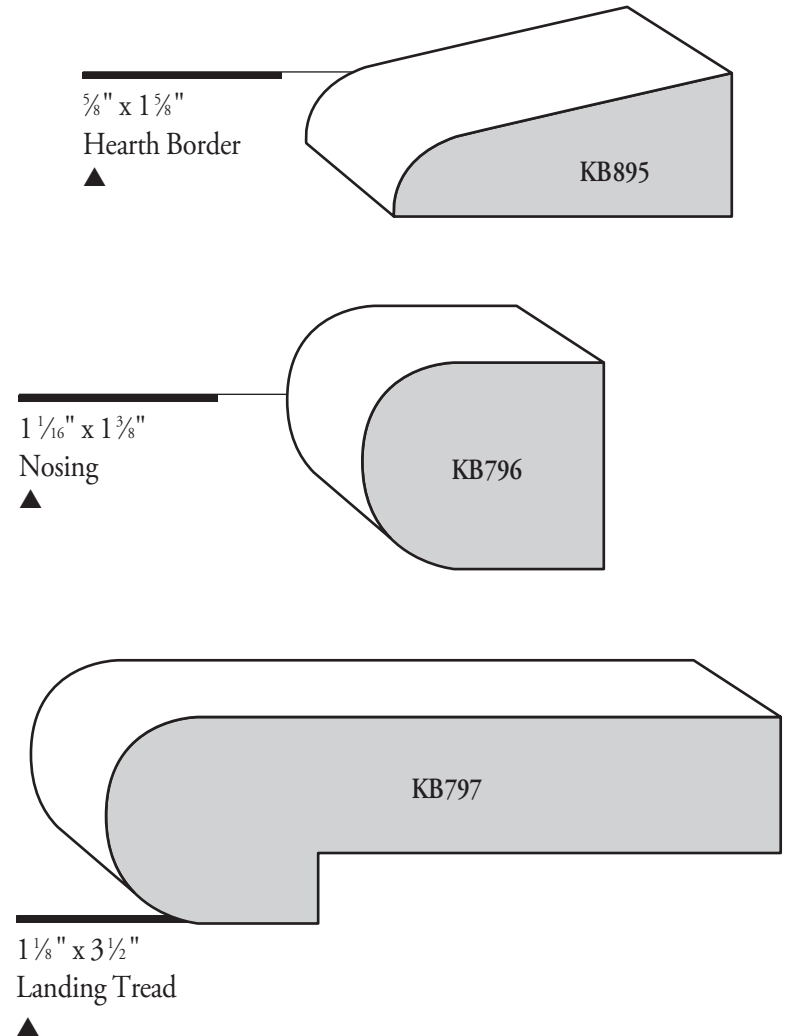
Oak



Primed FJ Poplar



Lightweight Primed MDF

Hearth Border, Landing Tread
& Nosing

Clear Pine

Primed
FJ Pine

Oak

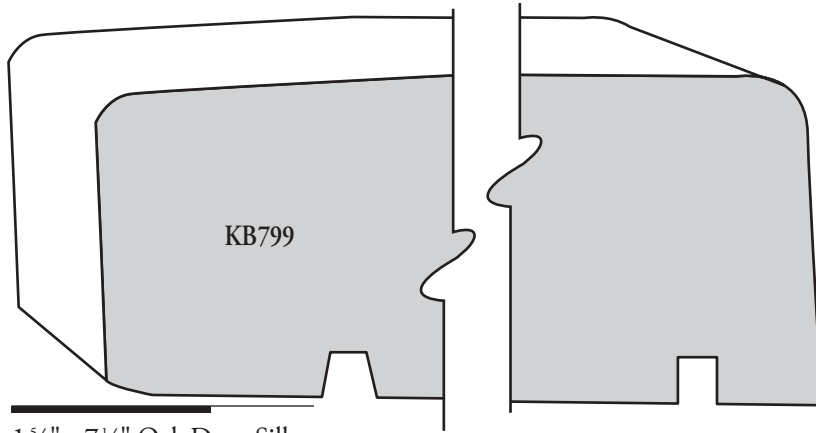


Primed FJ Poplar

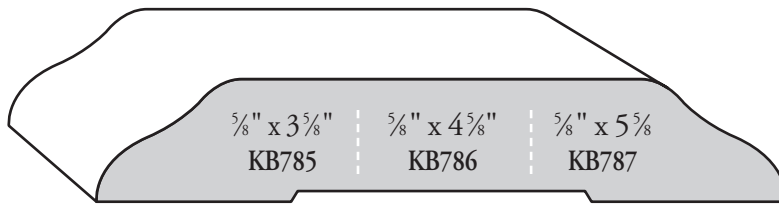


Lightweight Primed MDF

Door Sills & Saddles

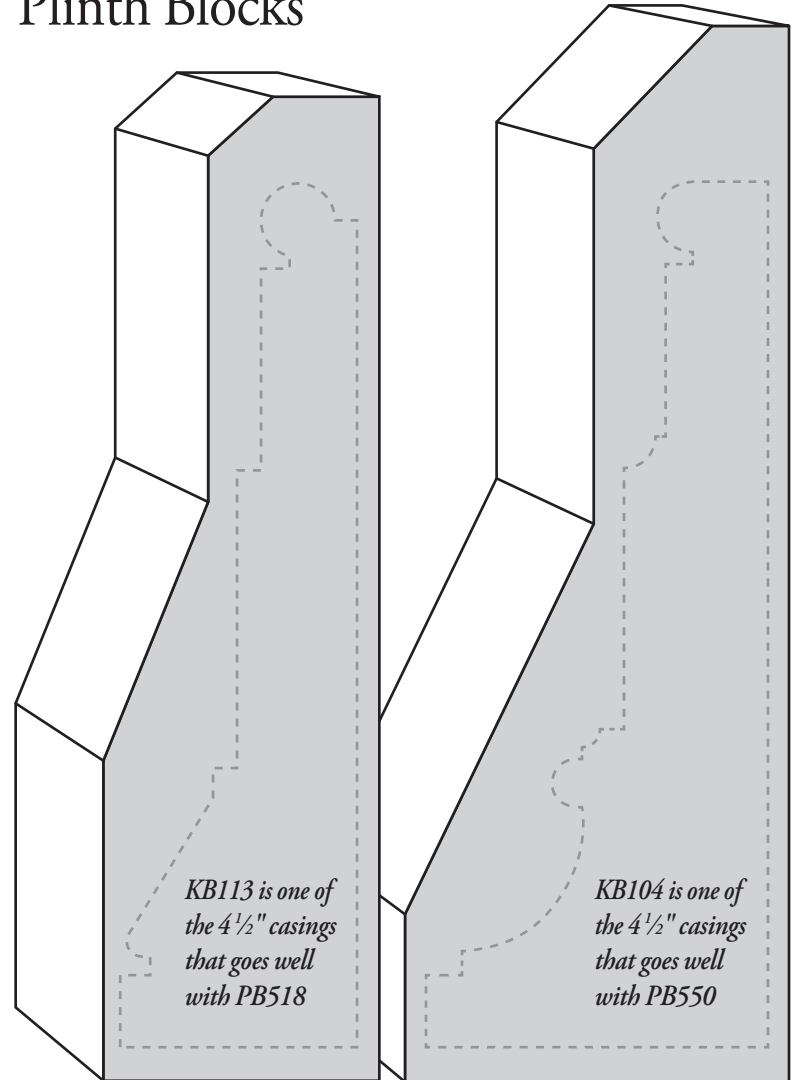


1 5/8" x 7 1/4" Oak Door Sill



Oak Saddle

Plinth Blocks



KB113 is one of the 4 1/2" casings that goes well with PB518

KB104 is one of the 4 1/2" casings that goes well with PB550

PB518*

1 7/16" x 5 1/8"

Plinth Block



PB550*

2" x 5 1/2"

Plinth Block



PB418 (1 1/4" x 4 1/8") is also available for 3 1/2" casings

**Short lead time required.*

ROSETTES

Wellington



- WEL212 (1" x 2-1/2") ●
- WEL234 (1" x 2-3/4") ● ▲
- WEL312 (1" x 3-1/2") ● ▲
- WEL334 (1" x 3-3/4") ● ▲
- WEL412 (1" x 4-1/2") ● ▲
- WEL500 (1-5/16" x 5") △
- WEL834 (1-1/4" x 3-3/4") ●
- WEL414 (1-1/4" x 4-1/4") ●
- WEL512 (1-1/4" x 5-1/2") ● ▲

Cambridge



- CAM312 (1" x 3-1/2") ● ▲
- CAM334 (1" x 3-3/4") ● ▲ △
- CAM834 (1-1/4" x 3-3/4") ●
- CAM434 (1" x 4-3/4") ●
- CAM512 (1-1/4" x 5-1/2") ●
- CAM712 (1-1/4" x 7-1/2") ●

ARCH ROSETTES



- WA234 (1" x 2-3/4" x 4-1/2") ●
- WA334 (1" x 3-3/4" x 6") ●
- WA834 (1-5/16" x 3-3/4" x 7") △

PLINTH BLOCKS

Pilaster



- PPB512 (1-1/8" x 5-1/2" x 8") ●
- PPB712 (1-1/8" x 7-1/2" x 8") ●

Bridgeford



- BRI234 (1" x 2-3/4" x 6") ● ▲
- BRI312 (1" x 3-1/2" x 6") ● ▲
- BRI334 (1" x 3-3/4" x 6") ● ▲
- BRI833 (1-1/8" x 4-1/2" x 8") ▲
- BRI434 (1" x 4-3/4" x 6") ▲

Lexington (daisy)



- LEX312 (7/8" x 3-1/2") ▲ △

KEYSTONES



- KEY312 (1" x 3-1/2") ●
- KEY412 (1" x 4-1/2") ●
- KEY512 (1" x 5-1/2") ●

Wellington



- WPB334 (1" x 3-3/4" x 6") ●

*Rosettes and plinth blocks
can be special ordered in
any size, shape or species
(minimum quantities apply)*

 **KB Ultra**
LIGHTWEIGHT PRIMED MDF

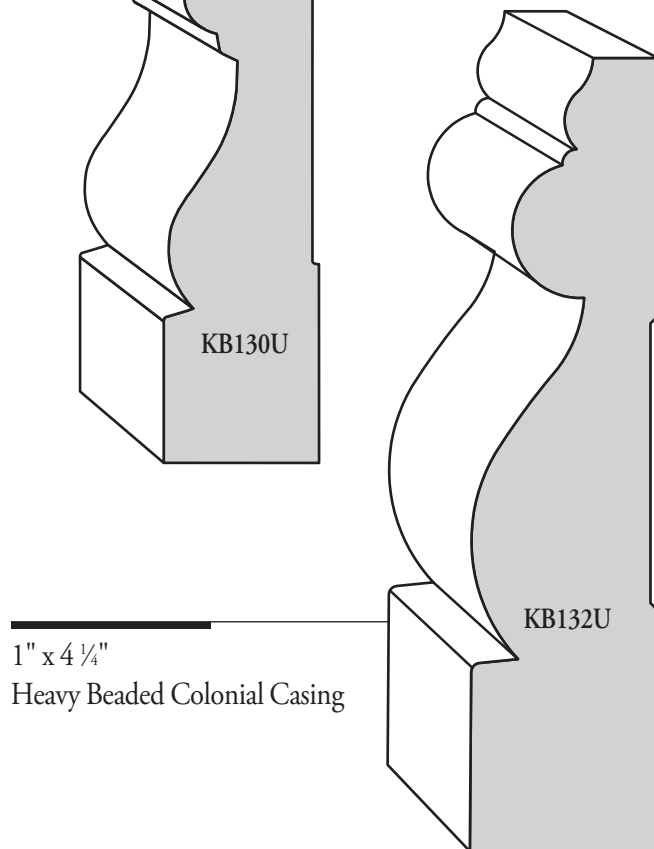
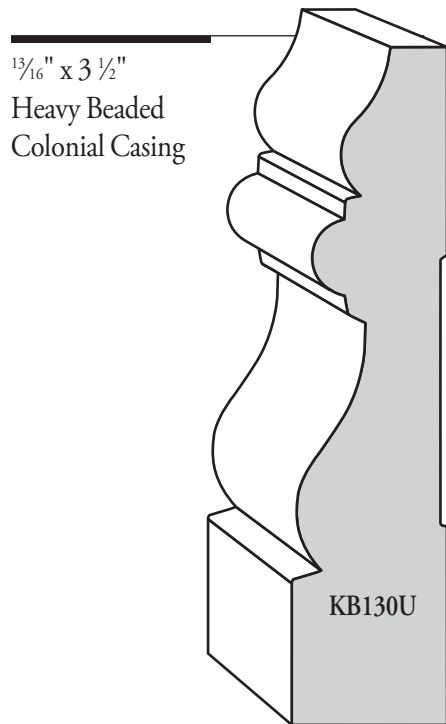


● Clear Pine

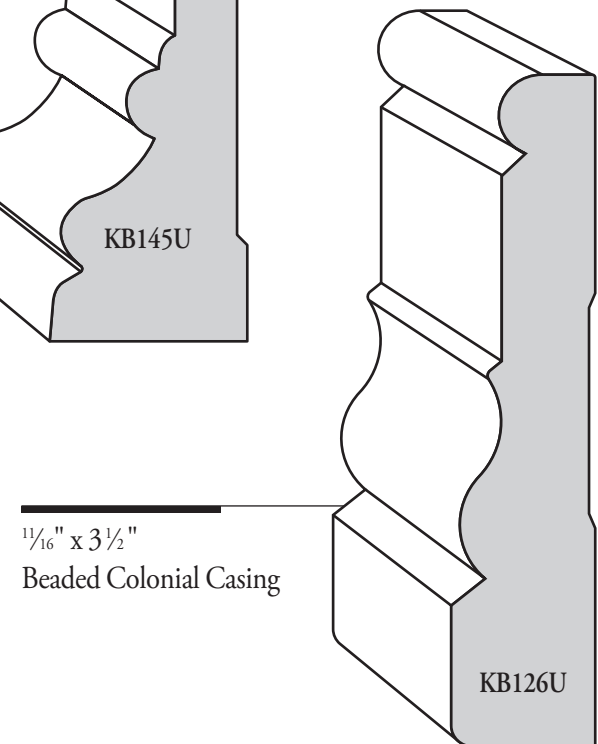
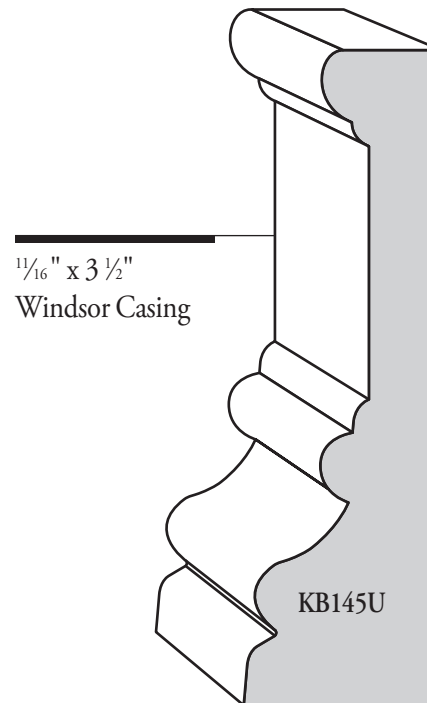
△ Poplar

▲ Oak

KB Ultra
LIGHTWEIGHT PRIMED MDF

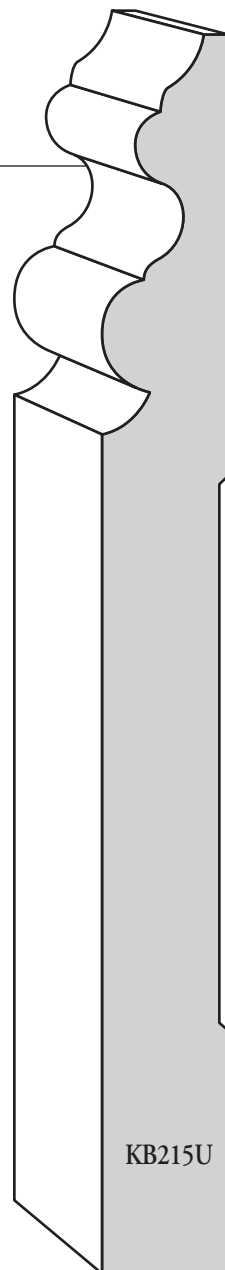
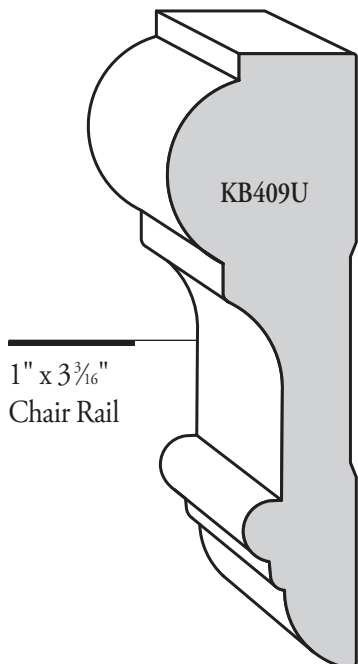


KB Ultra
LIGHTWEIGHT PRIMED MDF



KB Ultra
LIGHTWEIGHT PRIMED MDF

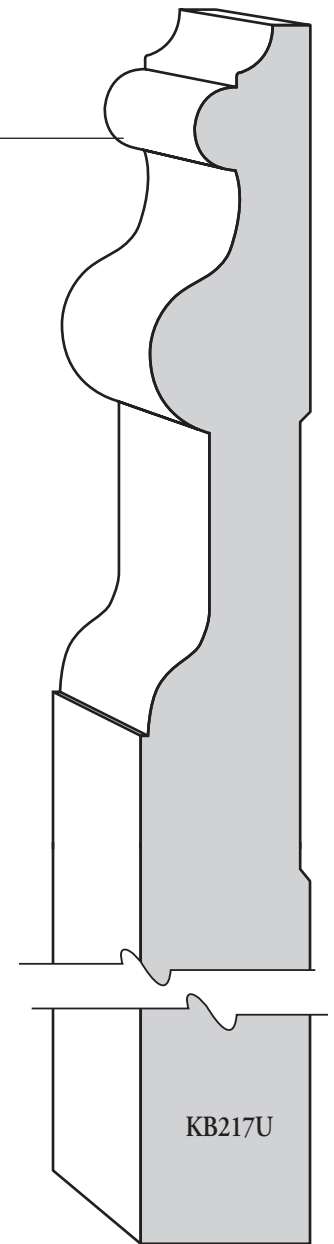
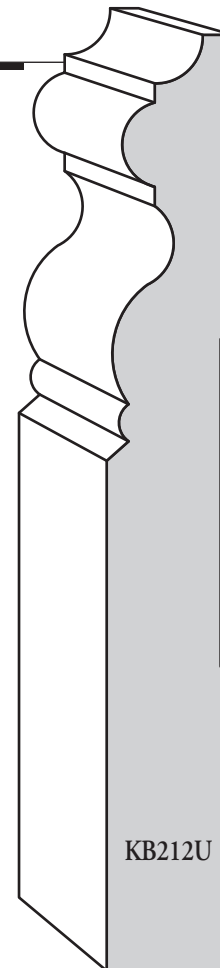
$\frac{11}{16}" \times 6 \frac{1}{2}"$
Special Base



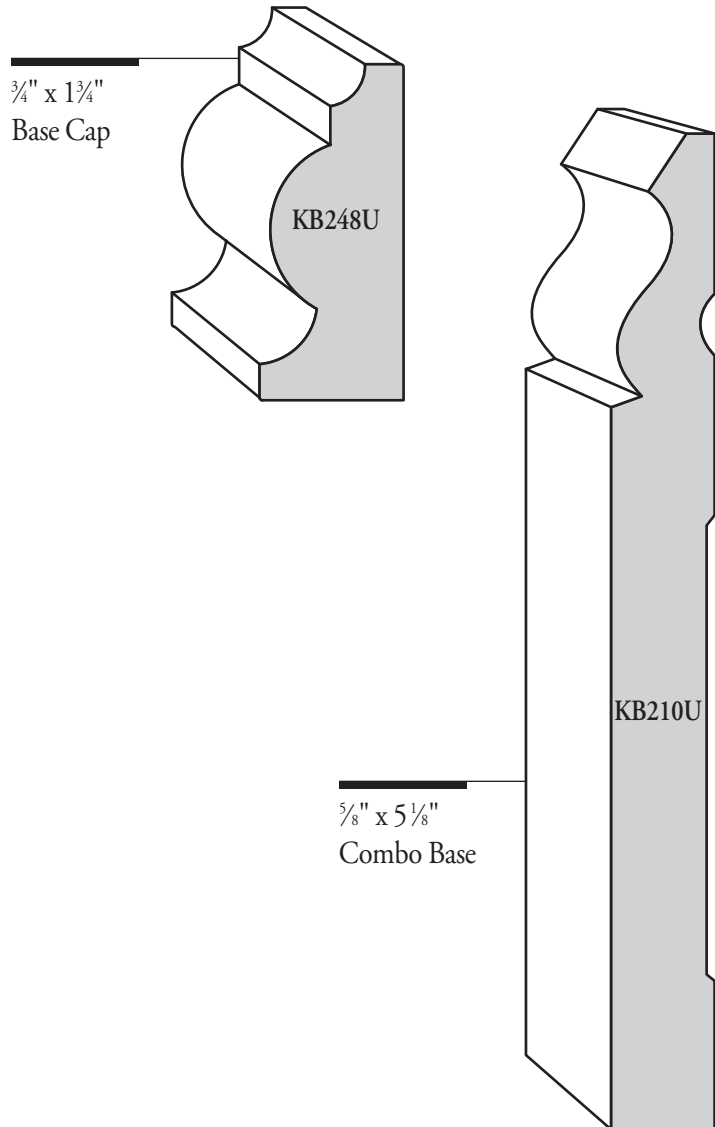
KB Ultra
LIGHTWEIGHT PRIMED MDF

$\frac{7}{8}" \times 7 \frac{1}{2}"$
Special Base

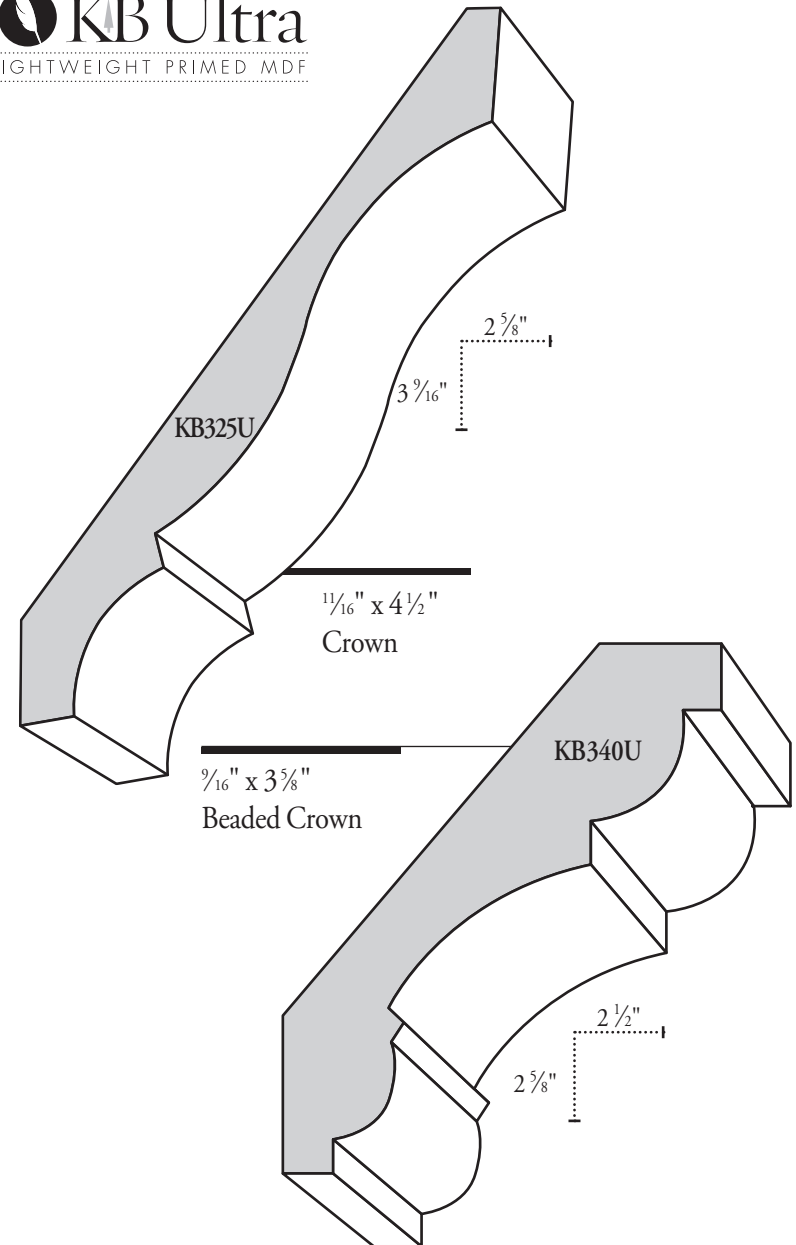
$\frac{11}{16}" \times 4 \frac{7}{8}"$
Special Base



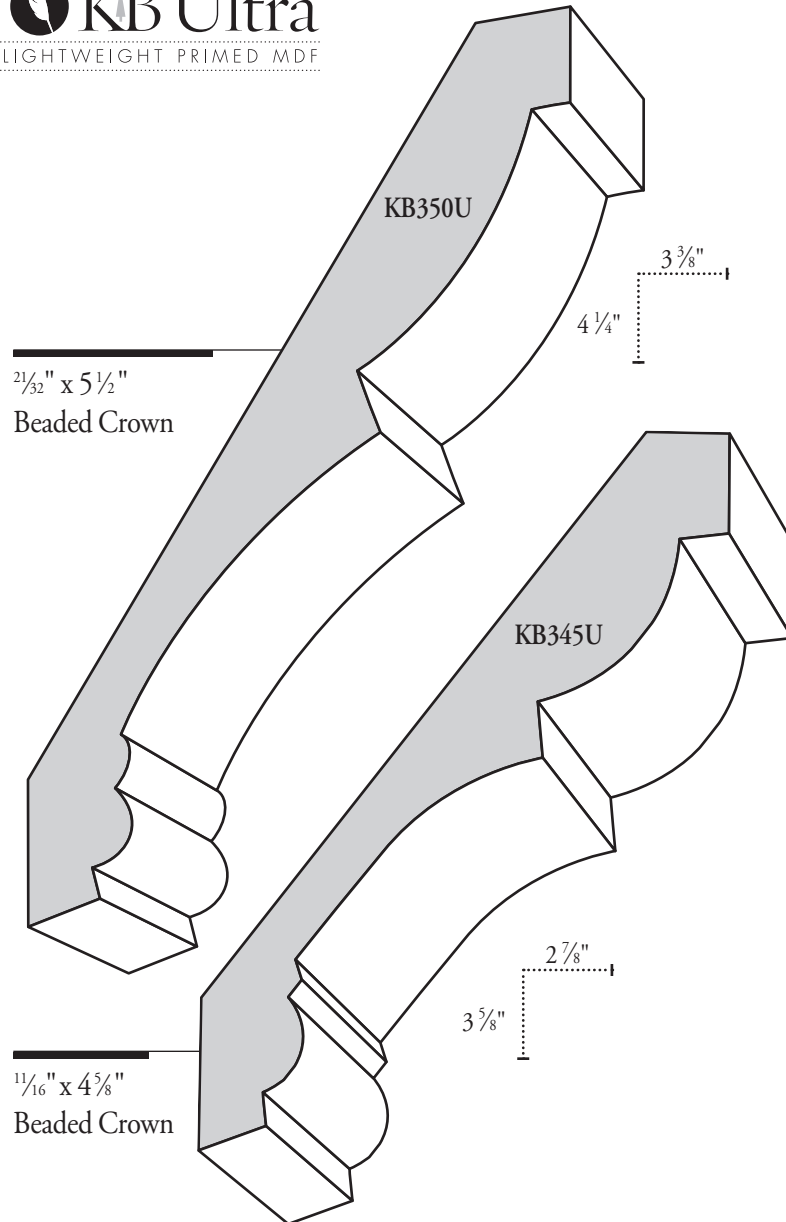
KB Ultra
LIGHTWEIGHT PRIMED MDF



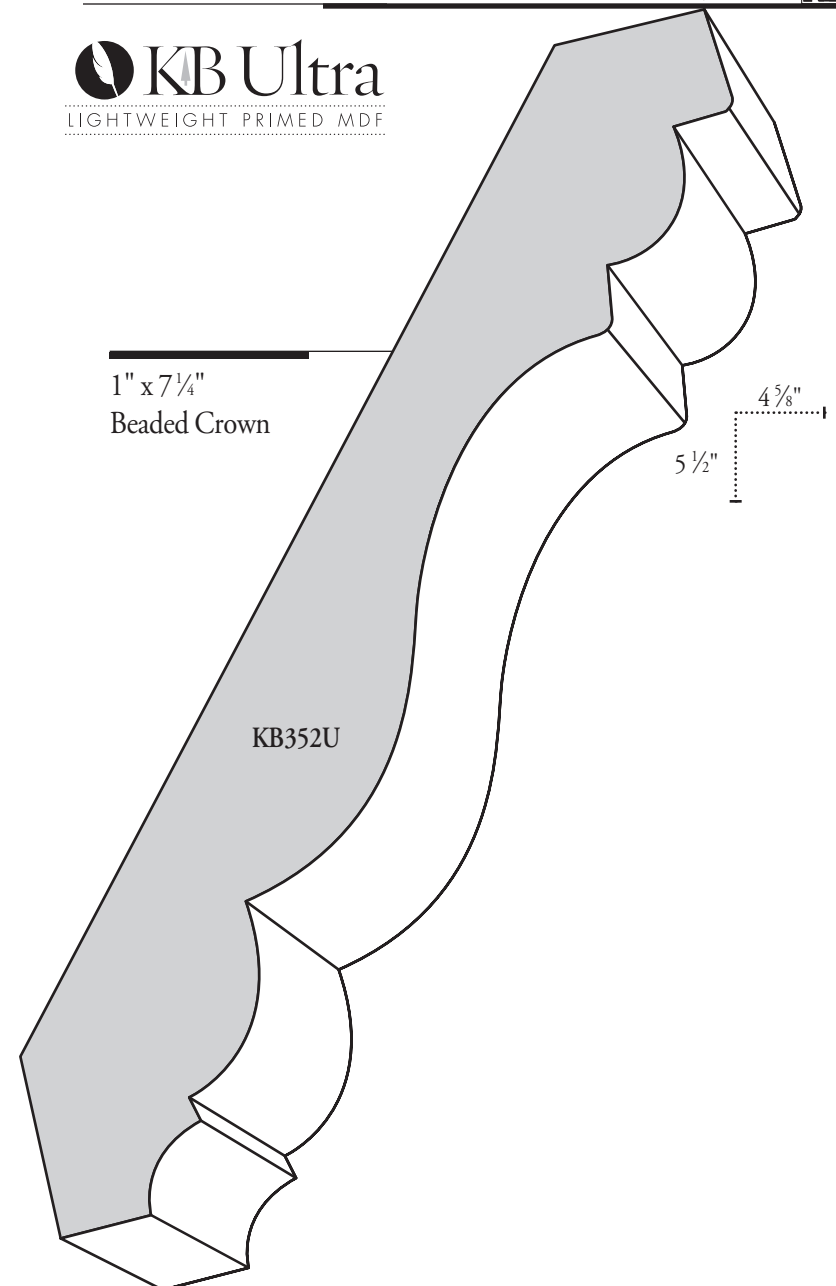
KB Ultra
LIGHTWEIGHT PRIMED MDF



KB Ultra
LIGHTWEIGHT PRIMED MDF



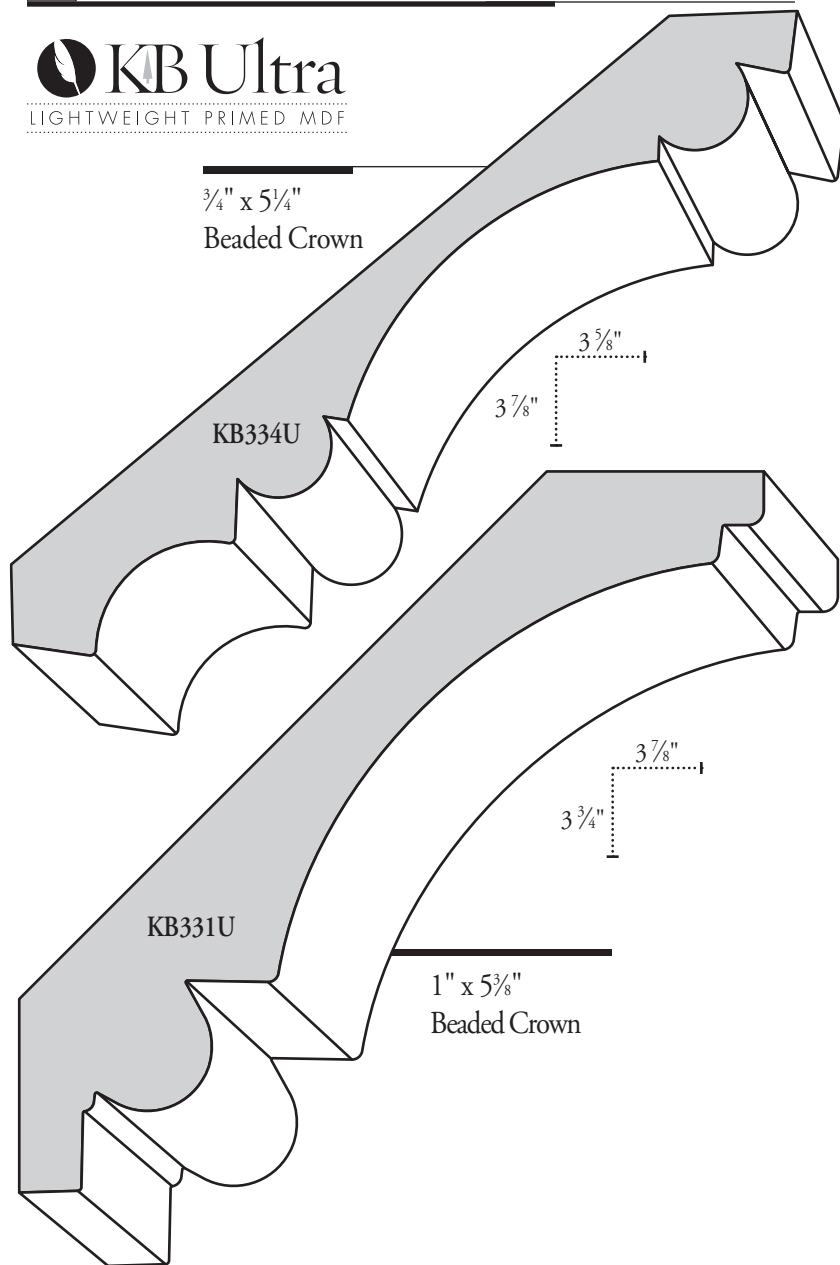
KB Ultra
LIGHTWEIGHT PRIMED MDF



LIGHTWEIGHT PRIMED MDF

LIGHTWEIGHT PRIMED MDF

KB Ultra
LIGHTWEIGHT PRIMED MDF



the
Prestige Line
ULTRA LITE MDF MOULDINGS

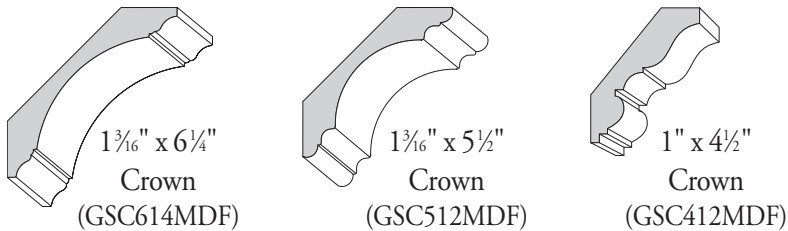
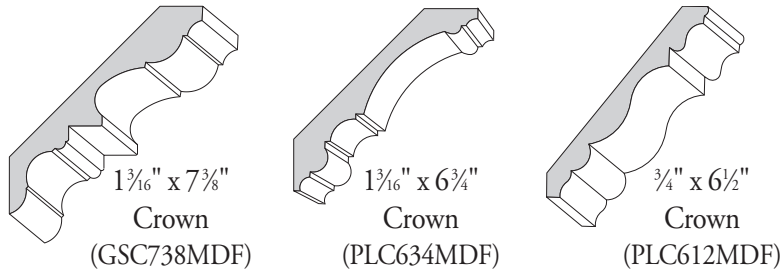
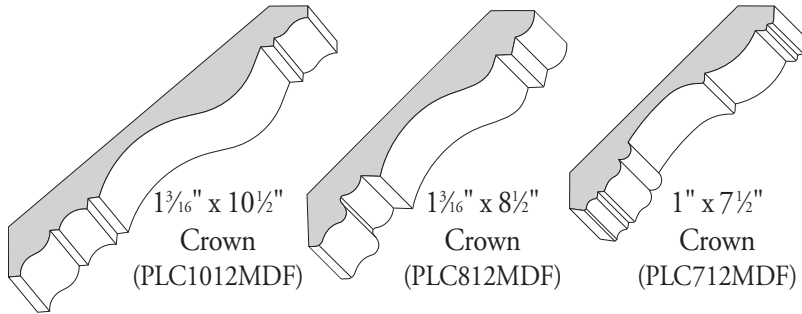
The Prestige Line strikes a balance between beauty and cost. These Ultra Lite MDF mouldings are large, (so large we couldn't show all of them at full size) decorative pre-primed white, suitable for finish painting. While we do not stock this line, these profiles are readily available and have a short lead time.



the Prestige Line

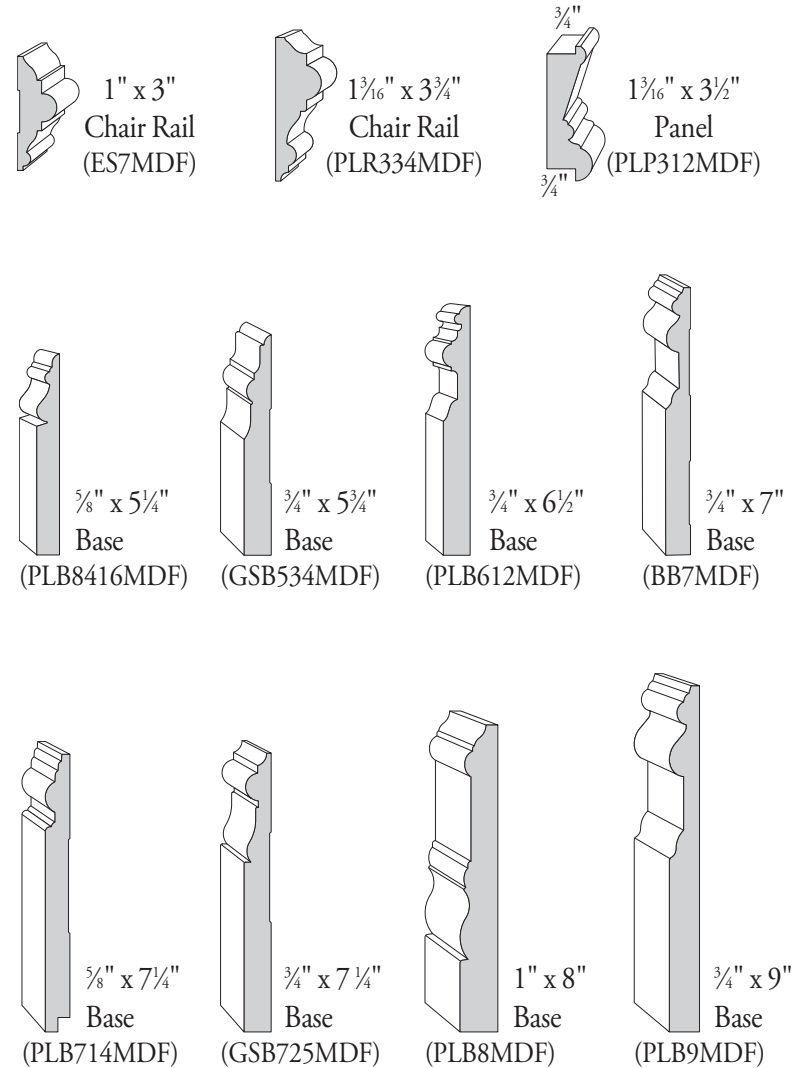
ULTRA LITE MDF MOULDINGS

ALL PROFILES SHOWN AT 20%

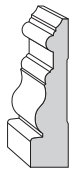


the Prestige Line

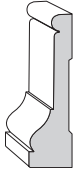
ULTRA LITE MDF MOULDINGS



the
Prestige Line
ULTRA LITE MDF MOULDINGS



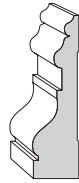
1" x 3 7/8"
Casing
(PL378MDF)



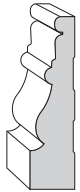
1 1/8" x 4"
Casing
(LK4MDF)



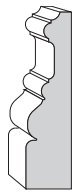
1 1/8" x 4 1/4"
Casing
(GS441MDF)



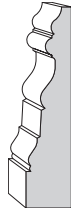
1 3/16" x 4 1/4"
Casing
(GS425MDF)



1 1/16" x 4 1/2"
Casing
(GS419MDF)



1 3/16" x 4 5/8"
Casing
(PL458MDF)



1 3/16" x 5 1/4"
Casing
(PL514MDF)



7/8" x 1 1/4"
Base Cap
(BS134MDF)



GSC412 Crown with
CB312 Crown Backer



GS434 Casing

EXTERIOR TRIM



PVC Crown

1" x 7½" x 16'
Crown

PVC5041

PVC5049

⅜" x 3⅝" x 16'
Crown

PVC Crown

⅜" x 5¼" x 16'
Crown

PVC5045

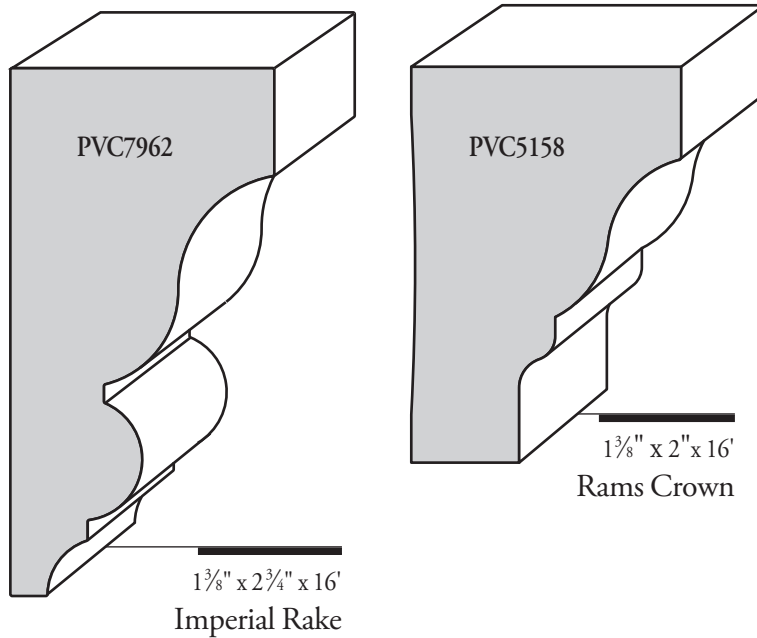
PVC5047

PVC5063

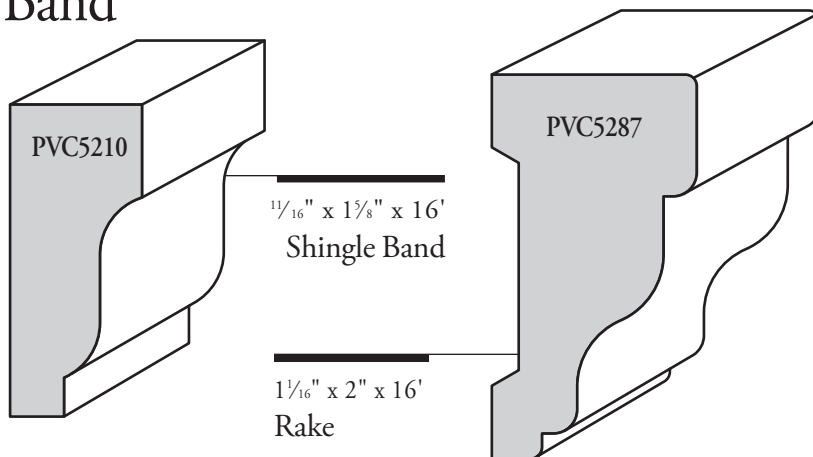
⅝" x 4⅝" x 16'
Crown

⅜" x 2¾" x 16'
Crown

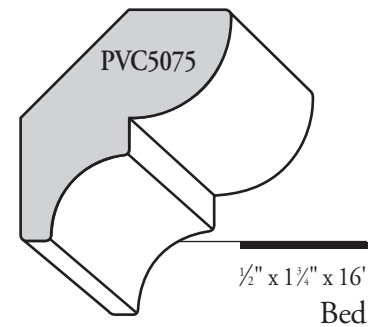
PVC Crown



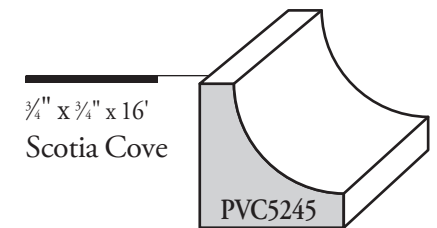
PVC Shingle Band



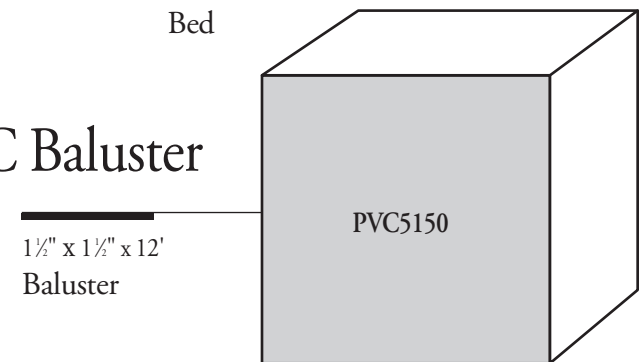
PVC Bed



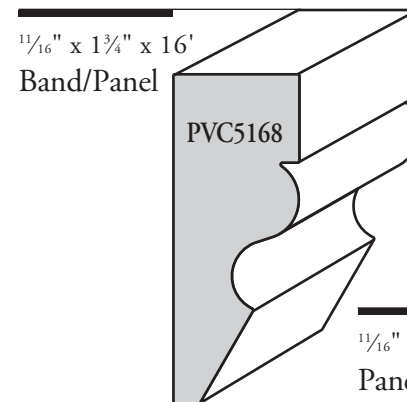
PVC Cove



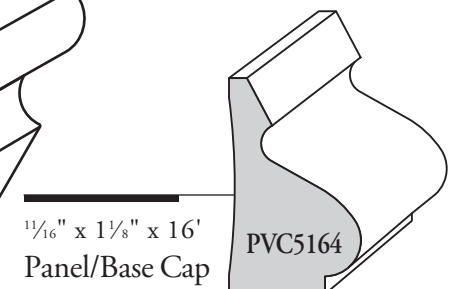
PVC Baluster



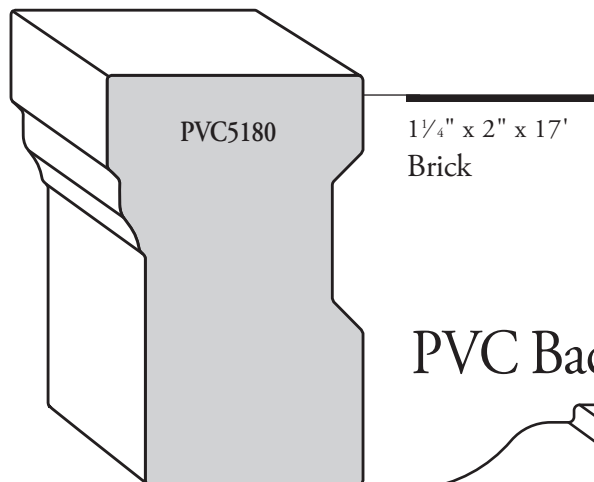
PVC Band Profile



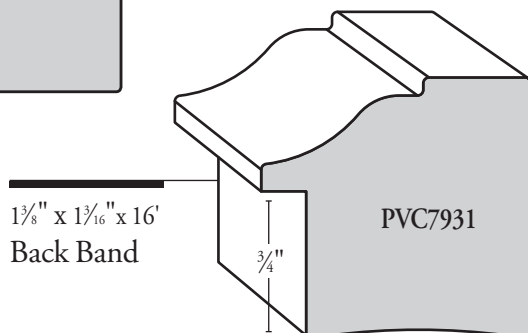
PVC Base Cap



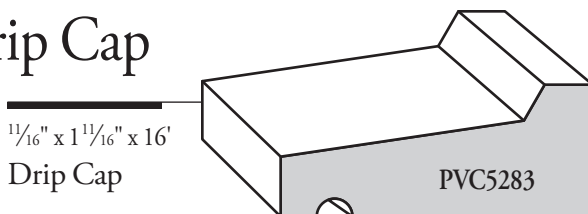
PVC Brick



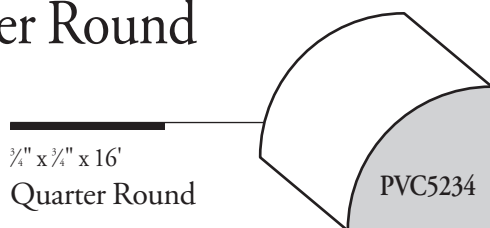
PVC Back Band



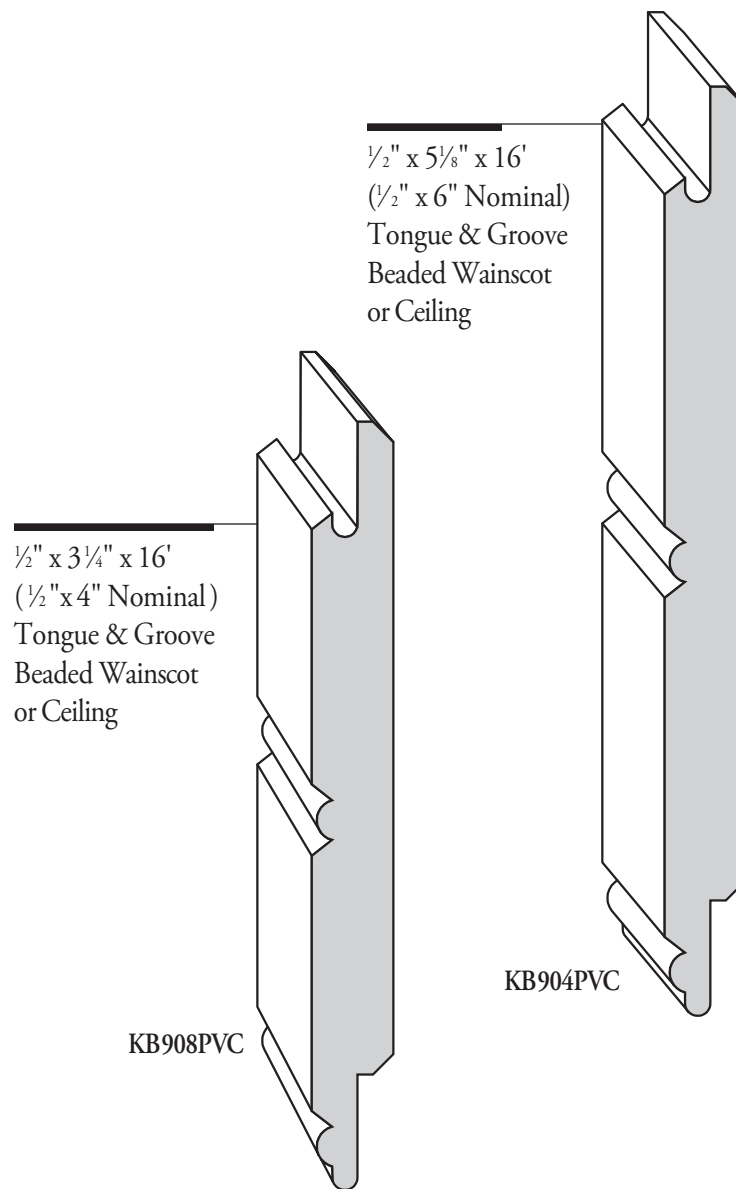
PVC Drip Cap



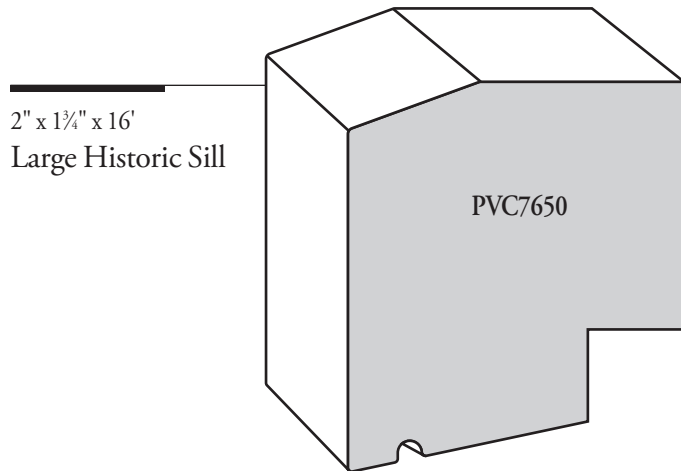
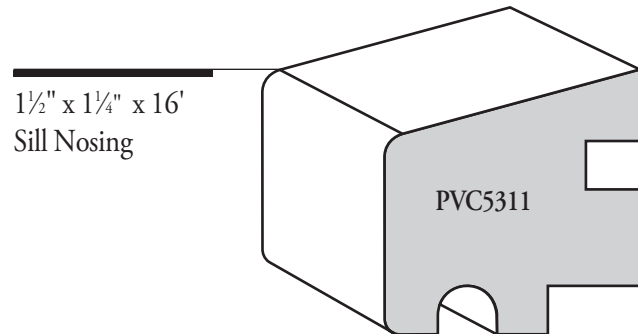
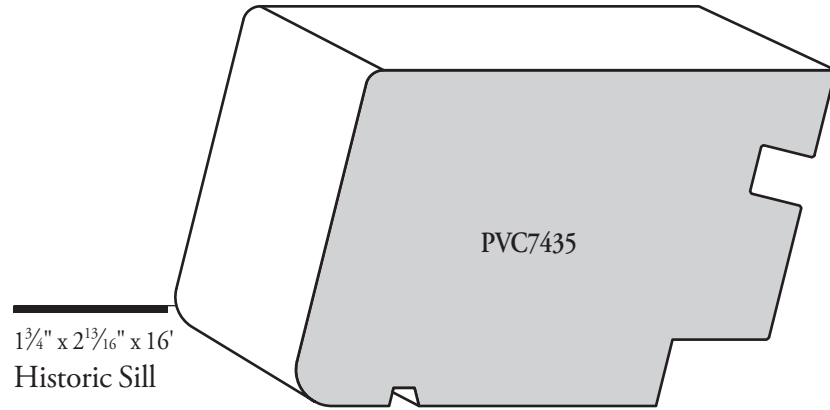
PVC Quarter Round



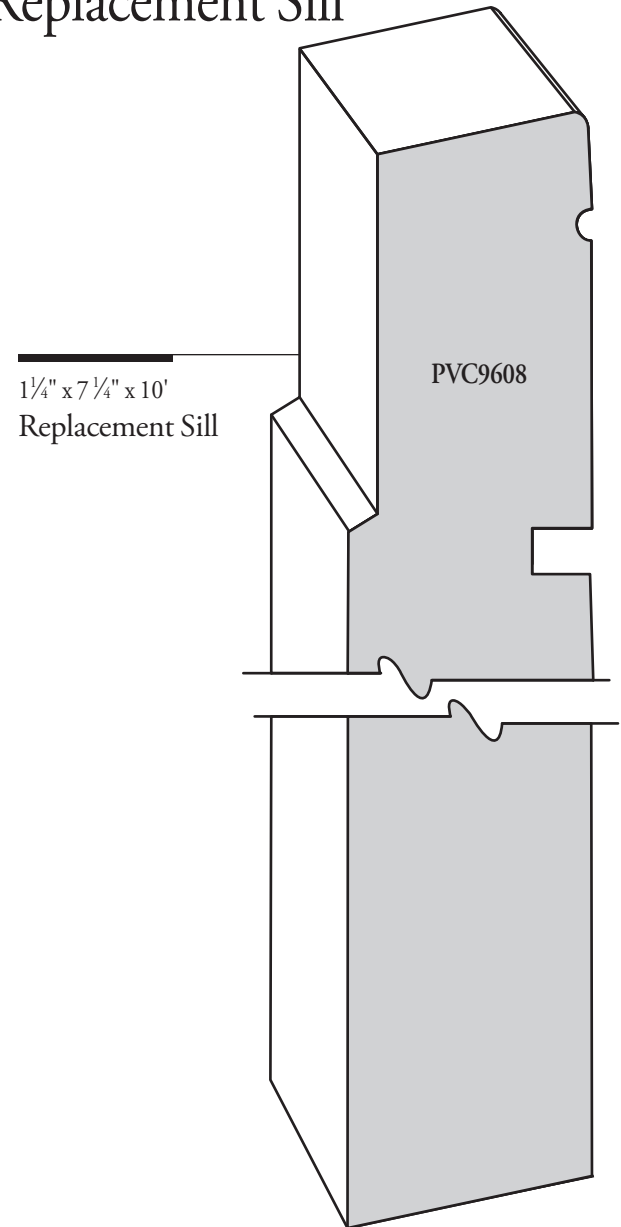
PVC Wainscot Paneling




PVC Sill Nosing



PVC Replacement Sill



KLEER™ PVC KLEER TRUEEDGE



Kuiken Brothers entire inventory of Klear PVC Trimboards feature their innovative TruEDGE technology, a sealed edge which provides sharper cleaner edges that resist dust and dirt.


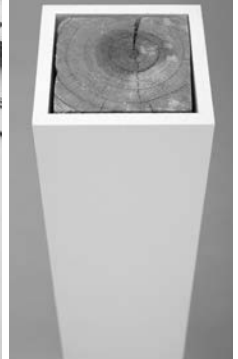

COLLATED CORTEX HIDDEN FASTENING FOR KLEER PVC TRIM



The Cortex Hidden Fastening System is the fastest, easiest way to hide fasteners in Klear PVC Trim Boards. No more caulking, sanding or painting PVC trim! Available in a collated strip, minimizing handling, saving time on install.

KLEERWrap™ CELLULAR PVC POST WRAP

The easiest, fastest, most cost effective way to improve the appearance and durability of exterior posts. Backed by a lifetime warranty against splintering, rotting, delaminating or excessive swelling.



KLEERWrap Post Wrap

4" x 4" x 8'
4" x 4" x 10'
6" x 6" x 8'
6" x 6" x 10'

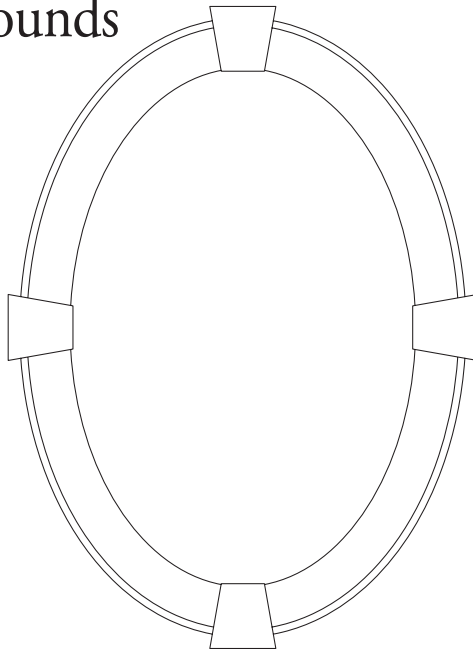
Manufactured from Klear cellular PVC, KLEERWrap Post Wraps create the finished look of natural wood while being virtually impervious to moisture and insects. They are also backed by an industry-leading lifetime warranty against splintering, rotting, delaminating or swelling excessively due to moisture.

Each KlearWrap Post Wrap comes complete with a bed moulding set included. Additional moulding styles sold separately. **Learn more at www.KlearLumber.com**

IN STOCK

Pre-fabricated PVC Exterior Surrounds

Kuiken Brothers can provide you with custom pre-fabricated PVC exterior surrounds using any of the interior or exterior moulding profiles found in this catalog. Please contact your Kuiken Brothers sales representative for more information.



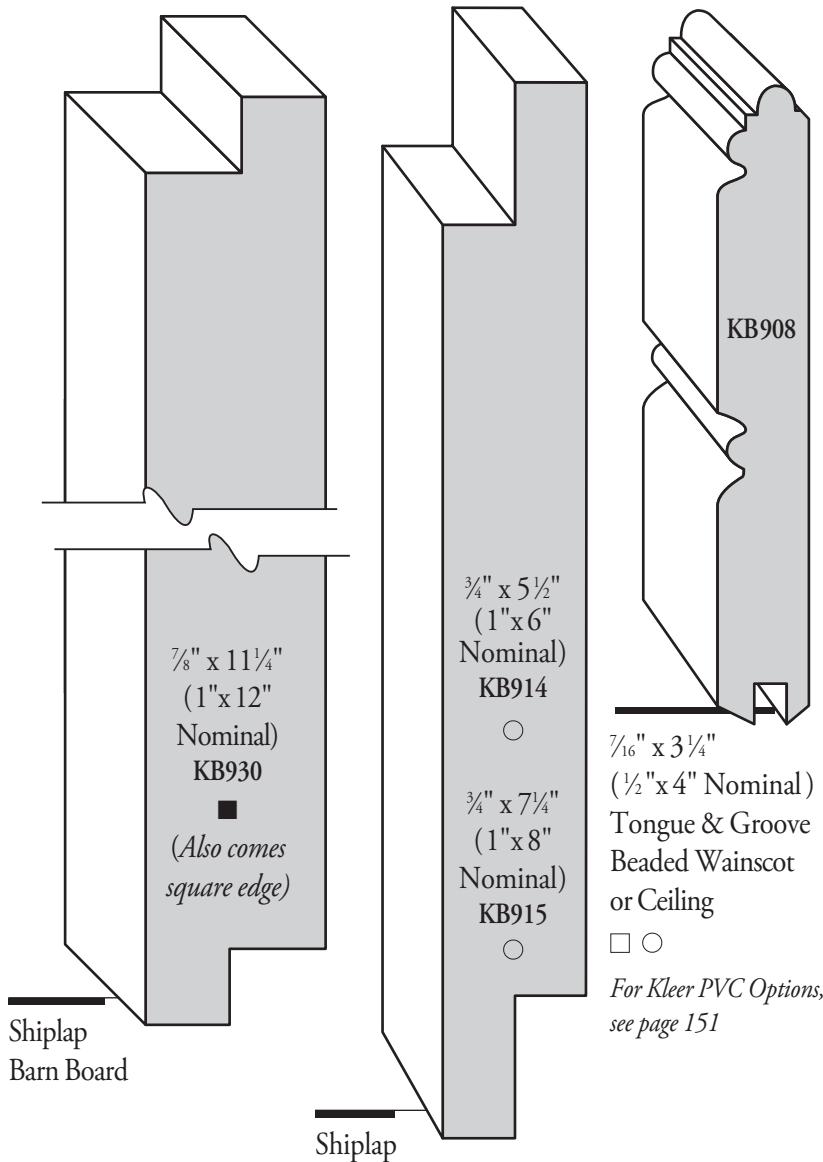
PATTERN & STOCK BOARDS



In-Stock PVC Boards & Panels

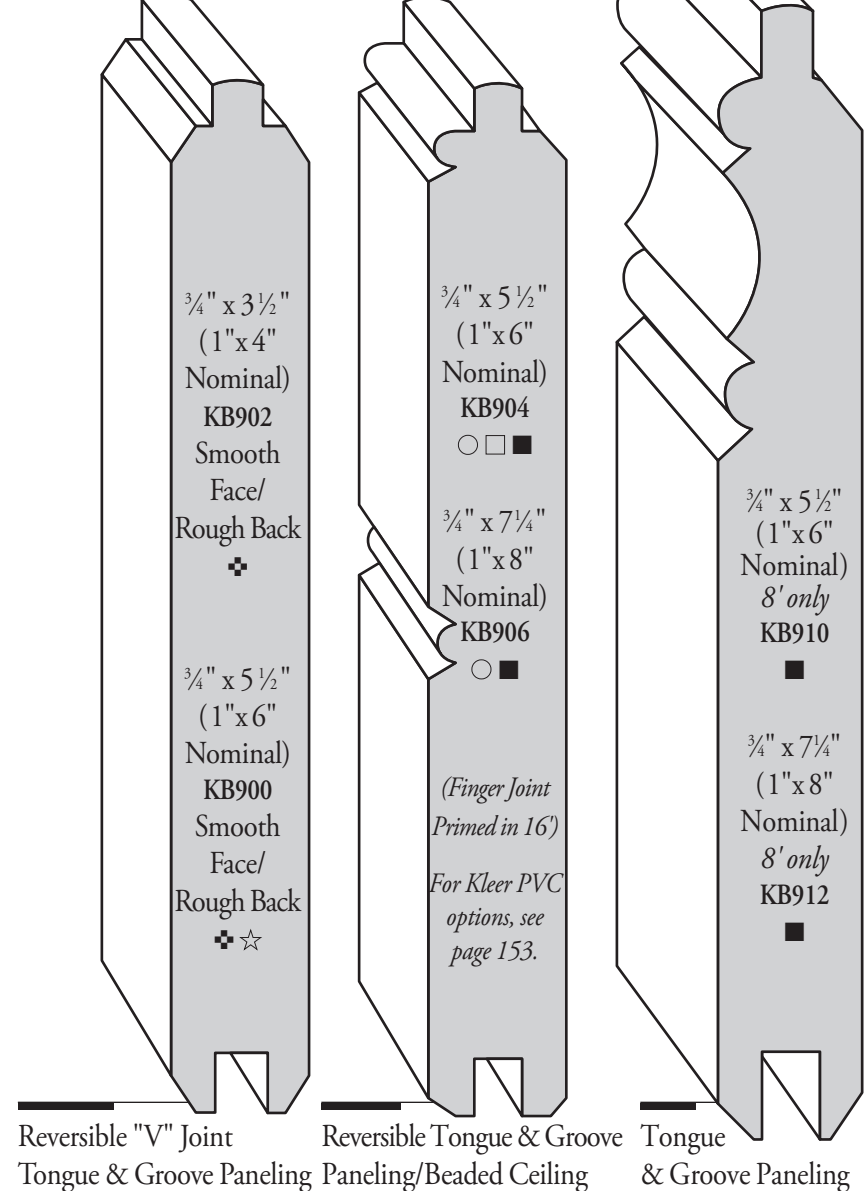
KLEER Trim	KLEER Panels	KLEER Tongue & Groove Wainscot
(Reversible) 18' lengths	(Reversible)	(Smooth Only)
Nominal Sizes Listed	4' x 8' x 1/4"	1/2" x 4" x 16'
1" x 4" 5/4" x 4"	4' x 8' x 3/8"	1/2" x 6" x 16'
1" x 6" 5/4" x 6"	4' x 8' x 1/2"	
1" x 8" 5/4" x 8"	4' x 10' x 1/2"	KLEER Preformed Corners
1" x 10" 5/4" x 10"	4' x 8' x 3/4"	(Smooth or Woodgrain)
1" x 12" 5/4" x 12"	4' x 10' x 3/4"	5/4" x 4" - 20'
	4' x 10' x 1"	5/4" x 6" - 20'
	KLEER Beaded Panel	
	4' x 8' x 1/2"	

Shiplap & Wainscot



○ Primed FJ Pine ■ Knotty Pine □ Clear Yellow Pine ✚ A&BTR Cedar ☆ Knotty Cedar

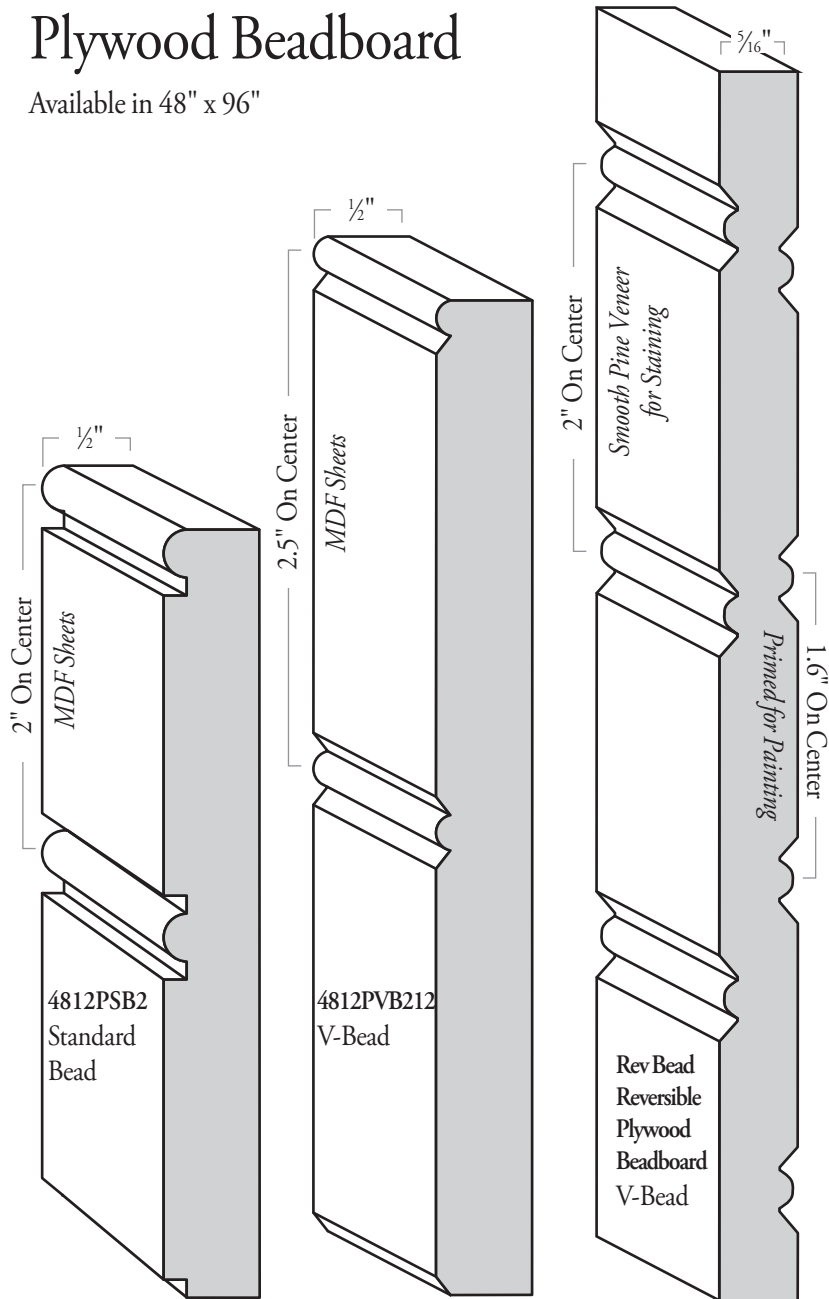
Wainscot & Paneling



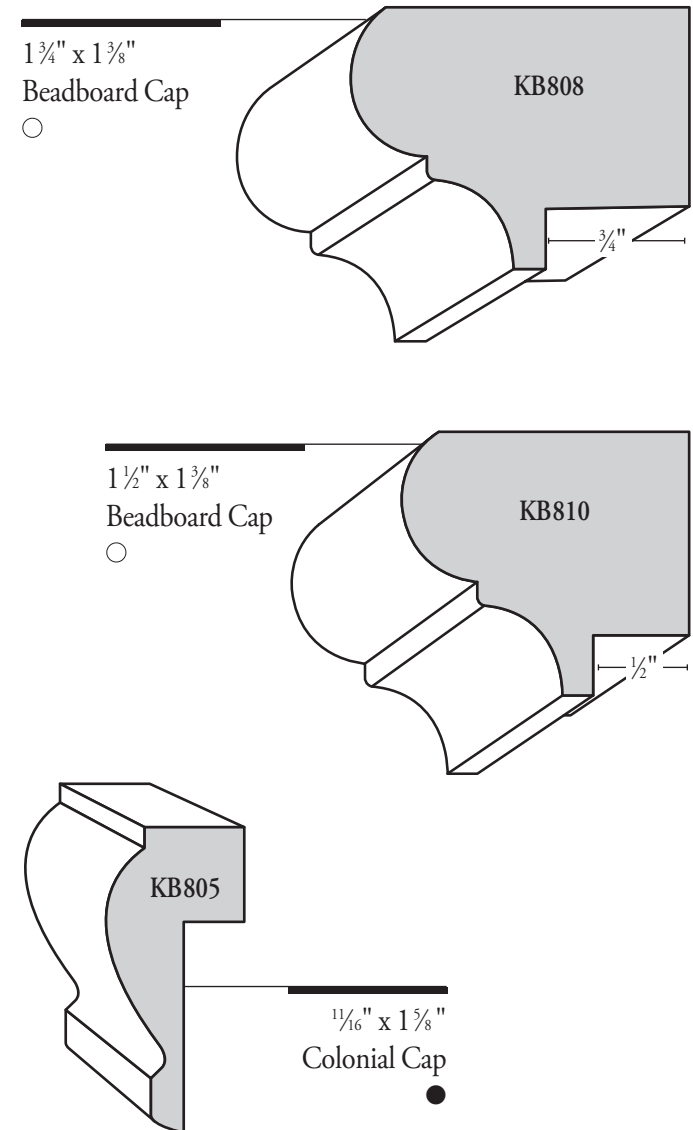
○ Primed FJ Pine ■ Knotty Pine □ Clear Yellow Pine ✚ A&BTR Cedar ☆ Knotty Cedar

Plywood Beadboard

Available in 48" x 96"

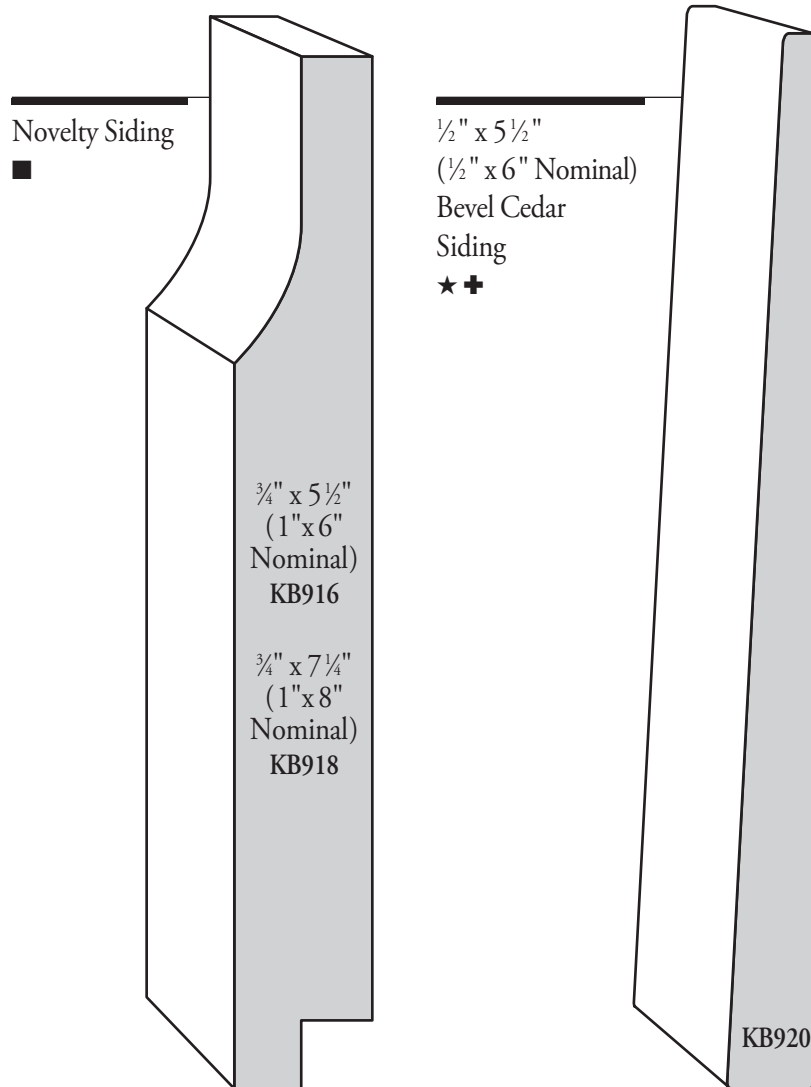


Beadboard, Wainscot Cap



Siding

Many sidings are available with factory priming or pre-finished (special order only)



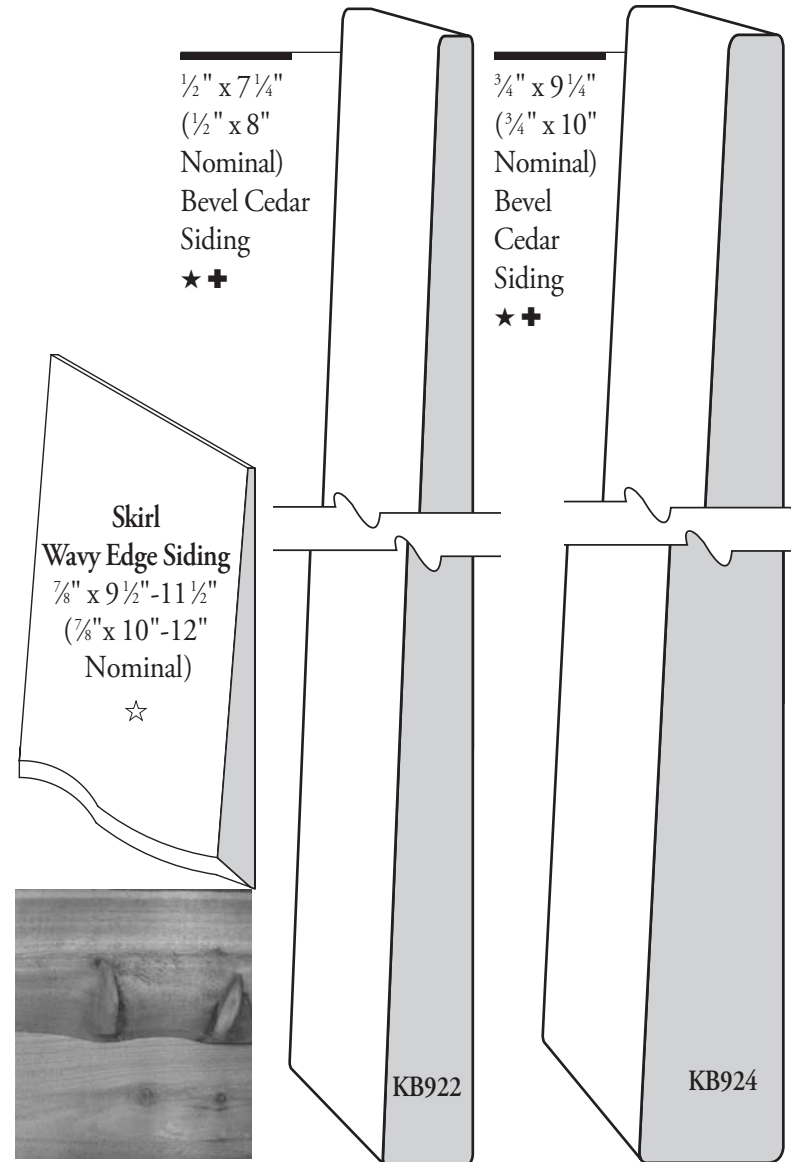
■ Knotty Pine

★ Clear Cedar

☆ Knotty Cedar

+ Finger Joint & Primed

Siding



■ Knotty Pine

□ Southern Yellow Pine

★ Clear Cedar

☆ Knotty Cedar

+ Finger Joint & Primed



Siding

1½" x 7⅞"
(2"x8"
Nominal)
Log Cabin
Siding
■

Channel
Groove
Rustic
Siding
☆

¾" x 7¼"
(1"x8"
Nominal)
KB926

¾" x 9¼"
(1"x10"
Nominal)
KB927

KB928



Knotty
Pine



Southern
Yellow Pine



Clear
Cedar



Knotty
Cedar

Siding & Roof Deck

KB932

1½" x 5½"
(2"x6" Nominal)
Roof Decking
Tongue & Groove
▽



Knotty
Pine



Southern
Yellow Pine



Clear
Cedar

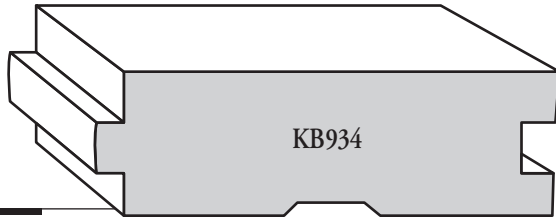


Std & Btr.
Spruce



Finger Joint
& Primed

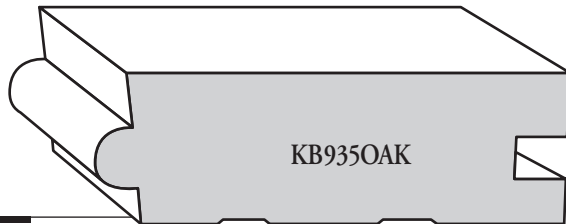
Flooring



KB934

$\frac{3}{4}" \times 2\frac{1}{4}"$ (1" x 3" Nominal)

Tongue & Groove Yellow Pine
Flooring



KB935OAK

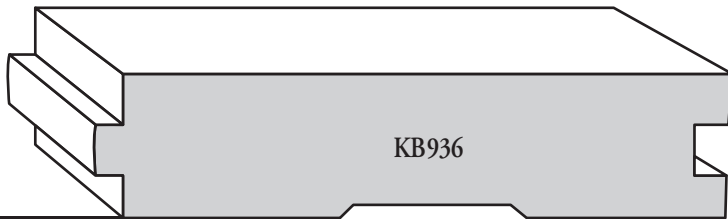
$\frac{3}{4}" \times 2\frac{1}{4}"$ (1" x 3" Nominal)

Tongue & Groove Oak Flooring



– Select Red
– #1 Common Red

(other species and grades are available on request)



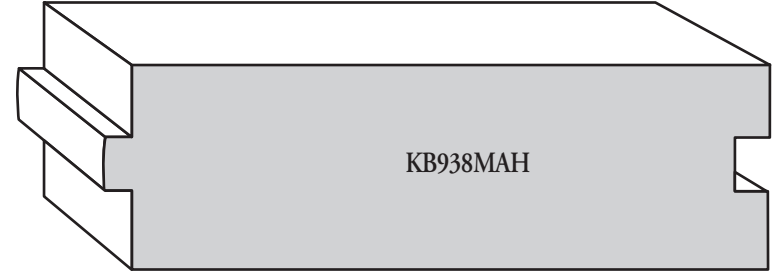
KB936

$\frac{3}{4}" \times 3\frac{1}{2}"$ (1" x 4" Nominal) Tongue & Groove Flooring



CCA Treated	Clear Yellow Pine	Clear Fir	Finger Joint Fir	Mahogany	Oak
-------------	-------------------	-----------	------------------	----------	-----

Flooring & Stepping




KB938MAH

$1\frac{1}{16}" \times 3\frac{1}{2}"$ ($\frac{5}{4}" \times 4"$ Nominal)

Tongue & Groove Flooring

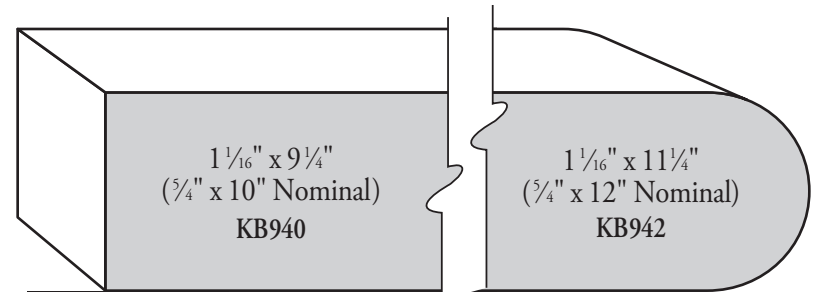
◆ (Meranti)



KB938

$1\frac{1}{16}" \times 3\frac{1}{2}"$ ($\frac{5}{4}" \times 4"$ Nominal)

Tongue & Groove Flooring



$1\frac{1}{16}" \times 9\frac{1}{4}"$
($\frac{5}{4}" \times 10"$ Nominal)
KB940

$1\frac{1}{16}" \times 11\frac{1}{4}"$
($\frac{5}{4}" \times 12"$ Nominal)
KB942

Stepping

($\frac{5}{4}" \times 10" - 12'$ Only) ($\frac{5}{4}" \times 12" - 4'$ or $6'$ Only)

CCA Treated	Clear Yellow Pine	Clear Fir	Finger Joint Fir	Mahogany	Oak
-------------	-------------------	-----------	------------------	----------	-----

Standard Board

Nominal Size Stock Chart

Most standard boards are available in clear pine, knotty pine, primed pine, poplar, finger joint poplar, oak, cherry, mahogany, clear cedar and maple. Boards are generally ordered by their nominal size. The following chart depicts the nominal size and actual size.

Nominal Sizes	Actual Sizes	Windsor ONE+ Protected	Kleer PVC	Boral TruExterior	White Pine D & BTR	White Pine C & BTR	White Pine #2 COM	White Pine F/J E/G Decorative	Cherry	Oak, Mahogany, Maple, Poplar
1/2" x 2"	1/2" x 1-1/2"				■					
1/2" x 3"	1/2" x 2-1/2"				■					
1/2" x 4"	1/2" x 3-1/2"				■		■			
1/2" x 6"	1/2" x 5-1/2"				■		■			
1/2" x 8"	1/2" x 7-1/4"				■		■			
1/2" x 10"	1/2" x 9-1/4"				■		■			
1/2" x 12"	1/2" x 11-1/4"				■		■			
1" x 2"	3/4" x 1-1/2"	■				■	■			
1" x 3"	3/4" x 2-1/2"	■				■	■			
1" x 4"	3/4" x 3-1/2"	■	■	■		■	■		■	■
1" x 6"	3/4" x 5-1/2"	■	■	■		■	■		■	■
1" x 8"	3/4" x 7-1/4"	■	■	■		■	■		■	■
1" x 10"	3/4" x 9-1/4"	■	■	■		■	■			■
1" x 12"	3/4" x 11-1/4"	■	■	■		■	■			■
1" x 14"	3/4" x 13-1/4"							■		
1" x 18"	3/4" x 17-1/4"							■		
1" x 24"	3/4" x 23-1/4"							■		
5/4" x 3"	1-1/8" x 2-1/2***	■					■			
5/4" x 4"	1-1/8" x 3-1/2***	■	■	■		■	■			■
5/4" x 6"	1-1/8" x 5-1/2***	■	■	■		■	■			■
5/4" x 8"	1-1/8" x 7-1/4***	■	■	■		■	■			■
5/4" x 10"	1-1/8" x 9-1/4***	■	■	■		■	■			■
5/4" x 12"	1-1/8" x 11-1/4***	■	■	■		■	■			■
8/4" x 12"	1-13/16" x 11-1/4***						■			

*Hardwoods (Cherry, Mahogany, Maple) are FAS Grade **Slight variation between manufacturers may occur

Stock Plywood & Panel Chart

Kuiken Brothers stocks a wide range of plywood and sheet good products for interior & exterior applications, including hardwoods, sanded plywoods, Fiberboard/MDF, shelving, wiggle board and more. The following chart shows our in-stock options. Location may vary, please call in advance.

Size	Type	1/8"	1/4"	3/8"	5/16"	1/2"	5/8"	3/4"	1"	1-1/4"
HARDWOOD PLYWOOD										
4' x 8'	Cherry Plywood							■		
4' x 8'	Oak (Red) Plywood		■			■		■		
4' x 8'	Sapele Mahogany Plywood		■			■		■		
4' x 8'	Maple Plywood		■			■		■		
4' x 8'	Natural Birch Plywood		■			■		■		
4' x 8'	Maple Plywood UV Finished 2 sides					■		■		
4' x 8'	Chinese Birch Plywood					■		■		
4' x 8'	Lauan Plywood	■ (2.7 MM)	■ (5.2 MM)	■		■ (12 MM)		■ (18 MM)		
4' x 8'	RevolutionPly Panel		■ (5.2 MM)							
SANDED PLYWOOD										
4' x 8'	AC Grade Fir Plywood		■	■		■	■	■	■	
4' x 8'	AB Marine Grade Fir Plywood					■		■		
4' x 8'	MDO Plywood					■		■		
FIBERBOARD/ MDF										
4' x 8'	Light Density Fiberboard		■			■		■	■	■
4' x 10'	Light Density Fiberboard							■		
BEADBOARD										
4' x 8'	Primed MDF Standard Beadboard 2" O.C.					■				
4' x 8'	Primed MDF V Beadboard 2-1/2" O.C.					■				
4' x 8'	Pine Plybead Panel 2" O.C.			■						
4' x 8'	ReversibleBead Panel 1.6" O.C. Primed Side			■ (5/16)						
4' x 8'	ReversibleBead Panel 2" O.C. Clear Side			■ (5/16)						
SHELVING										
4' x 8'	White Melamine Good 2 Sides							■		
12" X 96"	White RediShelf							■		
16" x 96"	White RediShelf							■		
4' x 8'	Tempered Hardboard Panel	■	■							
4' x 8'	Tempered Pegboard Panel		■							
PVC (KLEER)										
4' x 8'	Kleer PVC Panel		■	■		■		■		
4' x 10'	Kleer PVC Panel					■		■	■	
4' x 8'	Beaded 2" O.C. Kleer PVC Panel					■				
MISCELLANEOUS										
4' x 8'	Wiggle Board 8" Tube (Column)			■						
8' x 4'	Wiggle Board 4" Tube (Barrel)			■						
4' x 8'	Aromatic Cedar Closet Lining		■							

MOULDING DESIGN GUIDE TO GO!



WWW.KUIKENBROTHERS.COM

DOWNLOAD MANTEL & ROOM MOULDING COMBINATIONS

For even more full room combinations, Visit www.kuikenbrothers.com/mouldingdesignguide to download all of the combinations shown in this catalog. Packages include historic designs from the Classical Moulding Collection as well as Craftsman and Colonial style packages designed with our traditional profiles. Available in PDF, DXF and DWG file types. Plus, these designs can easily be downloaded to your laptop or mobile device for jobsite client consultations.

MOULDING DESIGN GUIDE

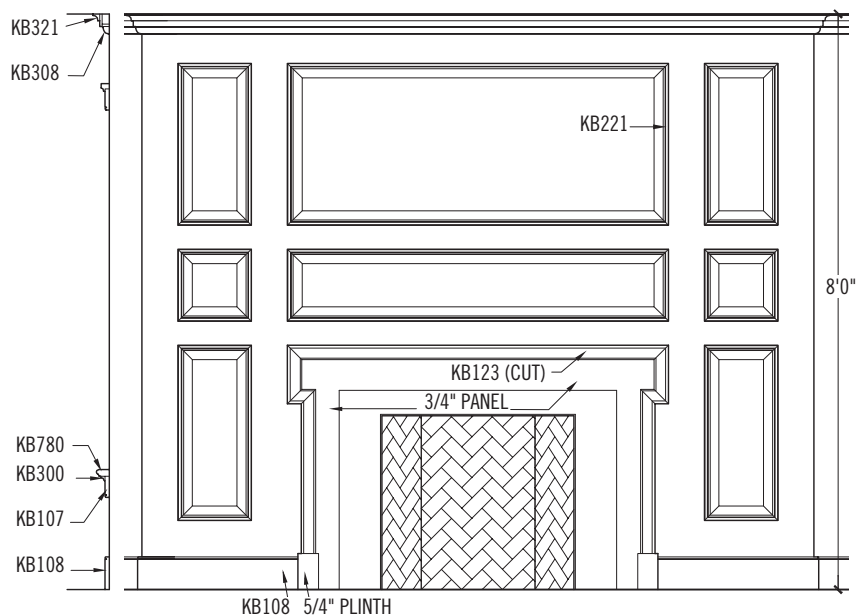
The following pages feature full room moulding, mantel, coffered ceiling and door header combinations built with profiles from our in-stock moulding to help simplify the selection process. Choosing a crown moulding can be simple, but finding matching base and casings can be difficult and sometimes overwhelming.

To download complete CAD file blocks of these room and mantel combination details and to easily incorporate into your architectural details visit kuikenbrothers.com/mouldingdesignguide



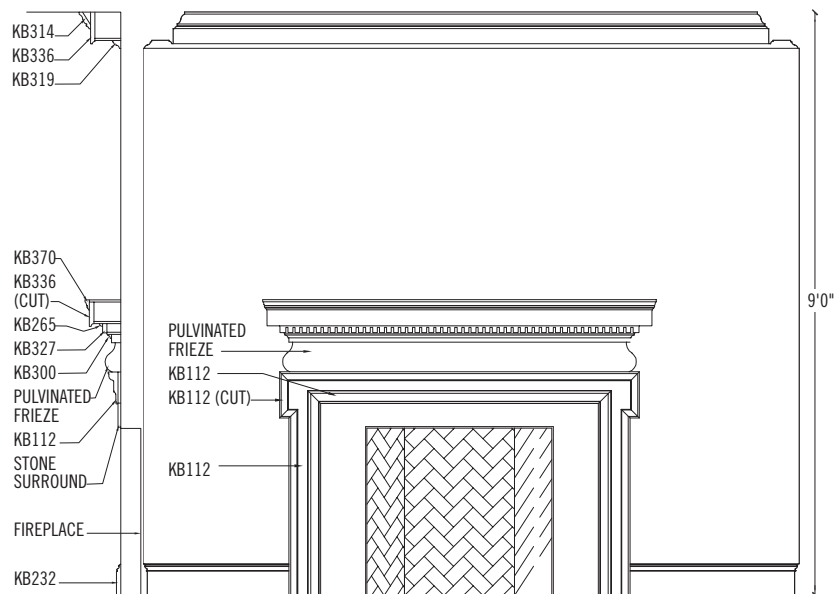


MOULDING DESIGN GUIDE EARLY AMERICAN OFFICE





MOULDING DESIGN GUIDE
GEORGIAN TOWNHOUSE



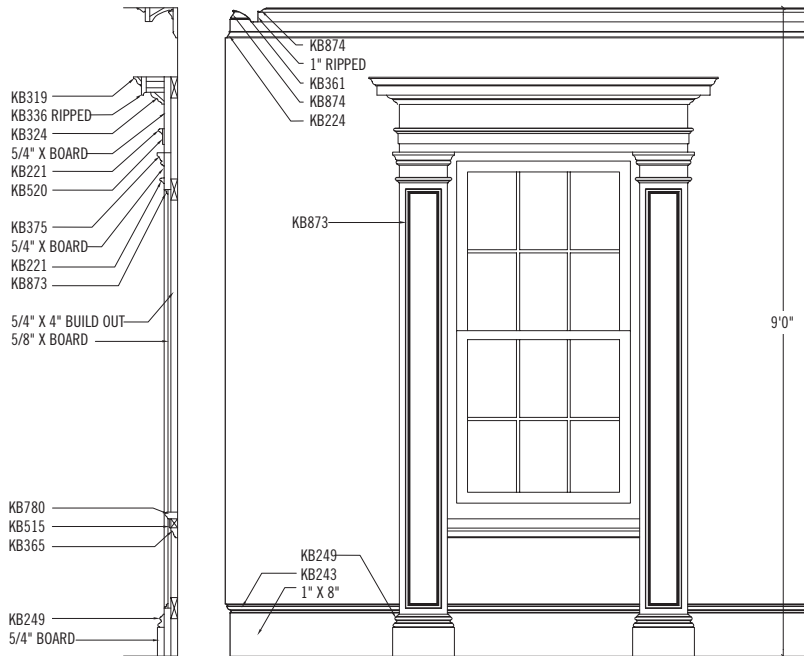


MOULDING DESIGN GUIDE
**MODERN CRAFTSMAN ARTS
& CRAFTS LIVING ROOM**






MOULDING DESIGN GUIDE
GREEK REVIVAL FARM HOUSE



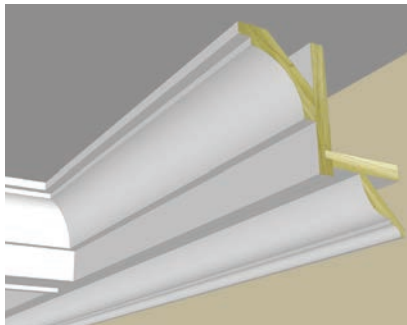
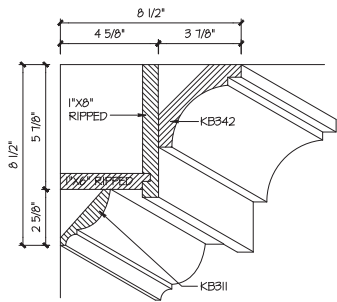
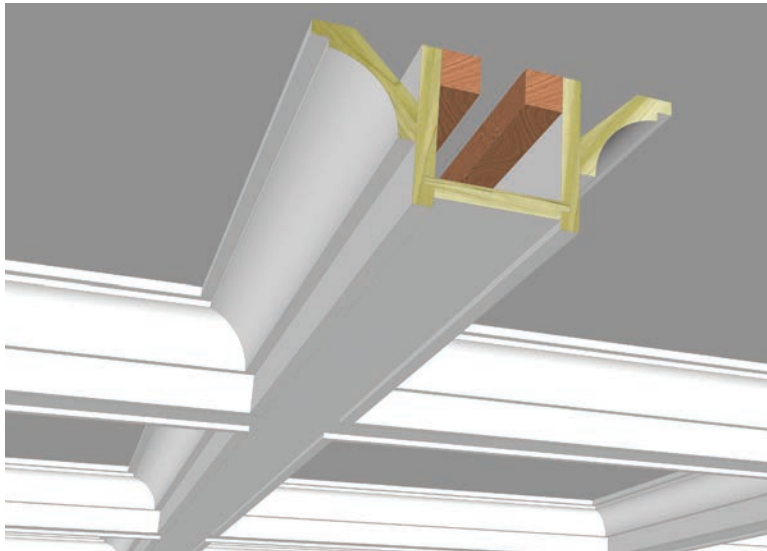
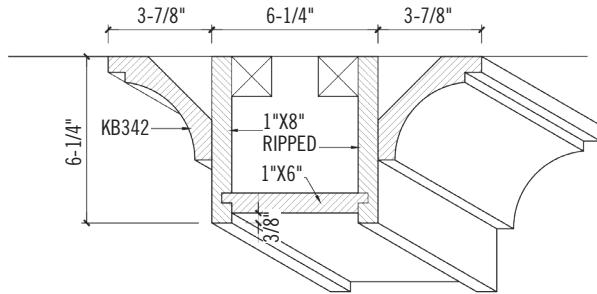


MOULDING DESIGN GUIDE
MODERN CRAFTSMAN JUDGES PANEL

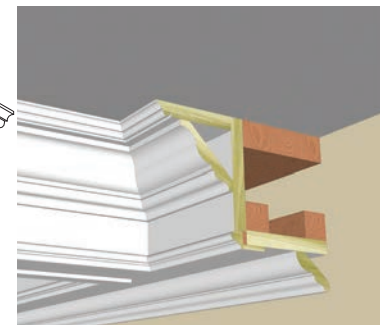
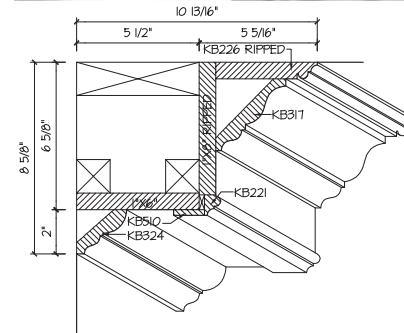
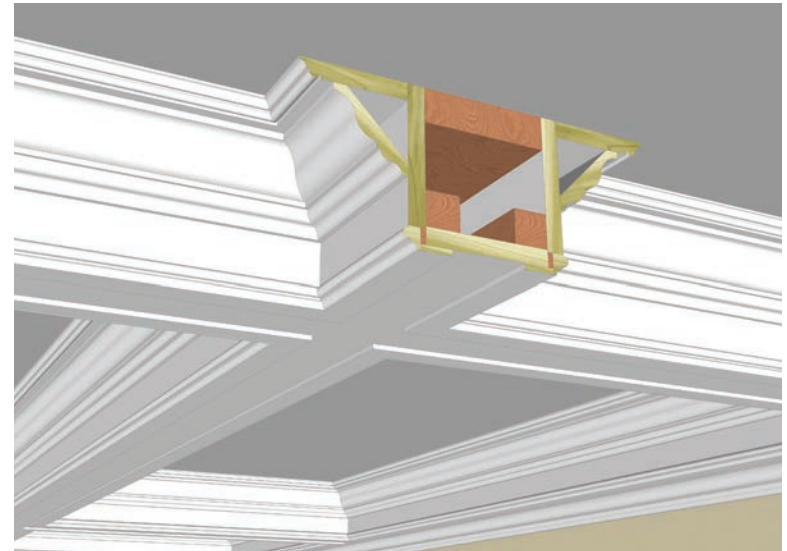
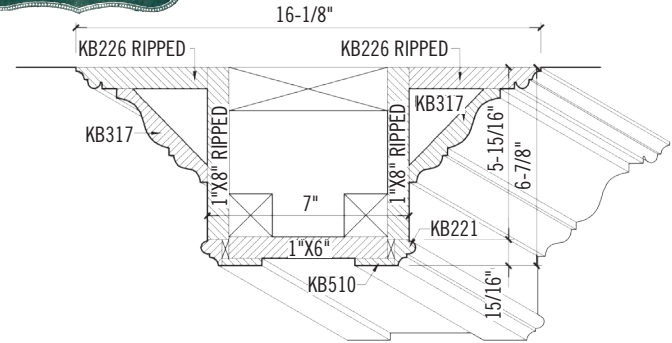




MOULDING DESIGN GUIDE
**ARTS & CRAFTS
COFFERED CEILING**

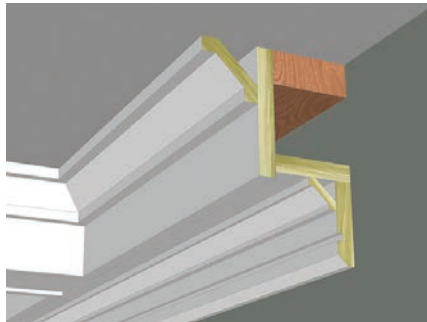
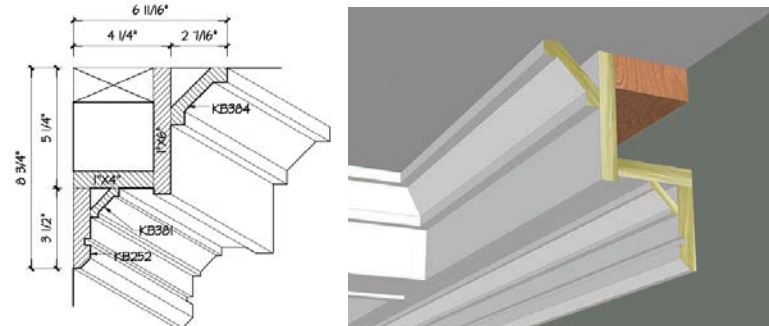

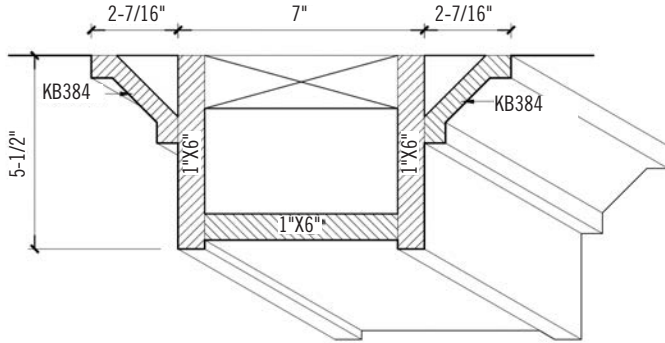


MOULDING DESIGN GUIDE
COFFERED CEILING #10

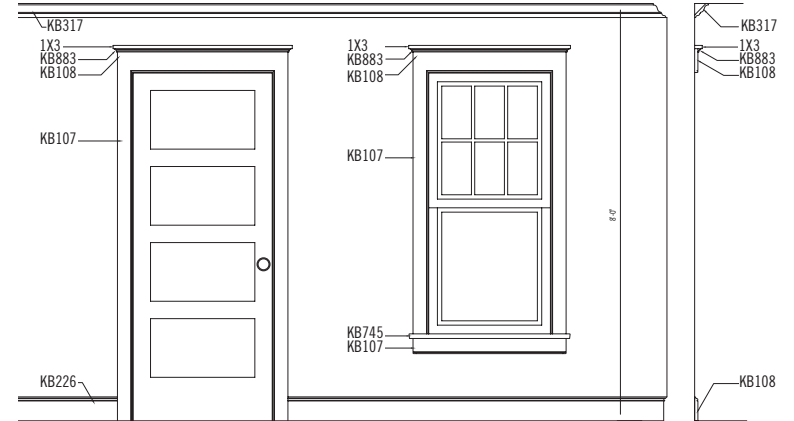




MOULDING DESIGN GUIDE SIMPLE SHAKER STYLE COFFERED CEILING

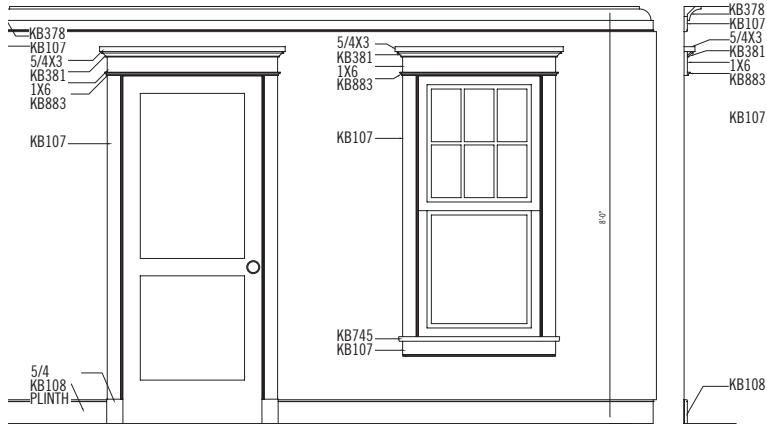


MOULDING DESIGN GUIDE SHAKER CAP & BEAD ROOM

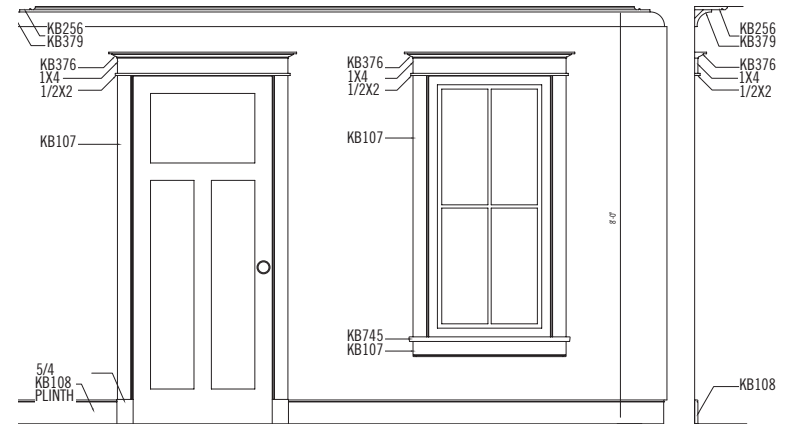




MOULDING DESIGN GUIDE
PANEL BULL ROOM

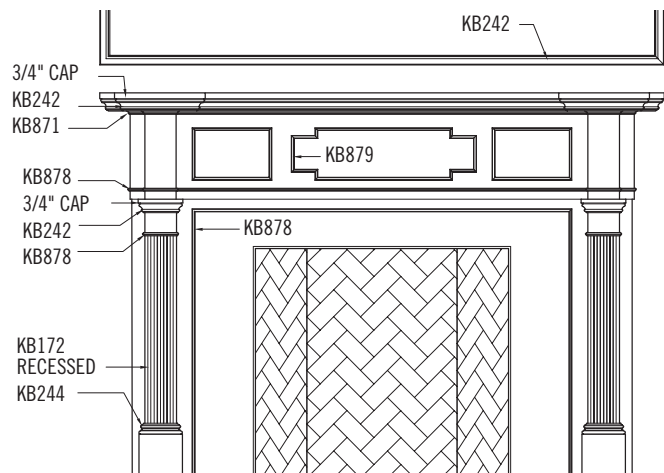


MOULDING DESIGN GUIDE
SIMPLE SOLID CROWN ROOM

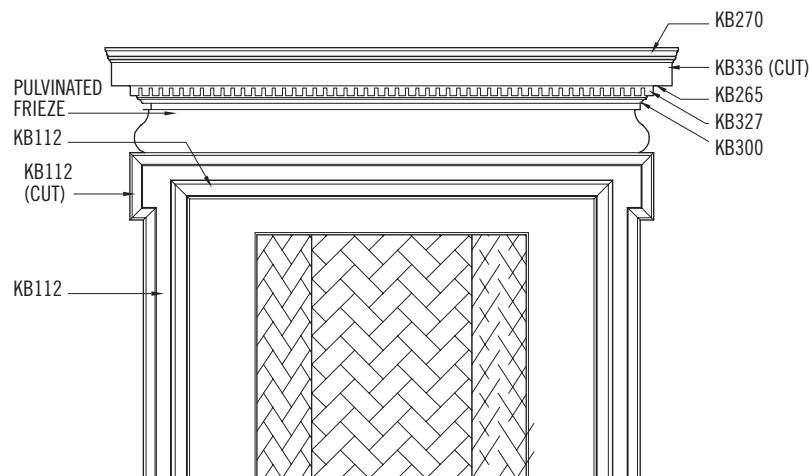




MOULDING DESIGN GUIDE
FEDERAL MANTEL

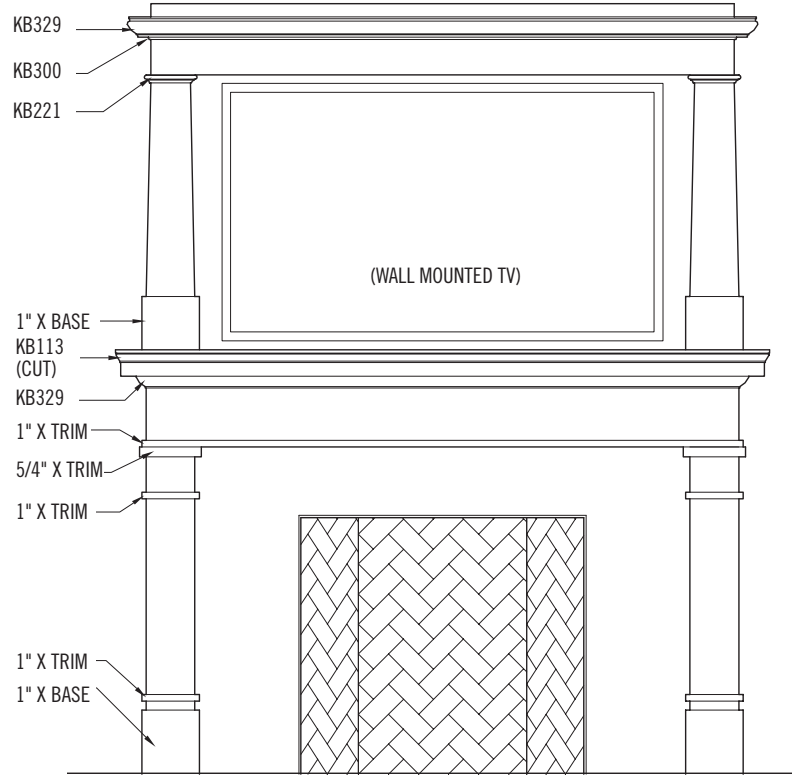


MOULDING DESIGN GUIDE
GEORGIAN MANTEL



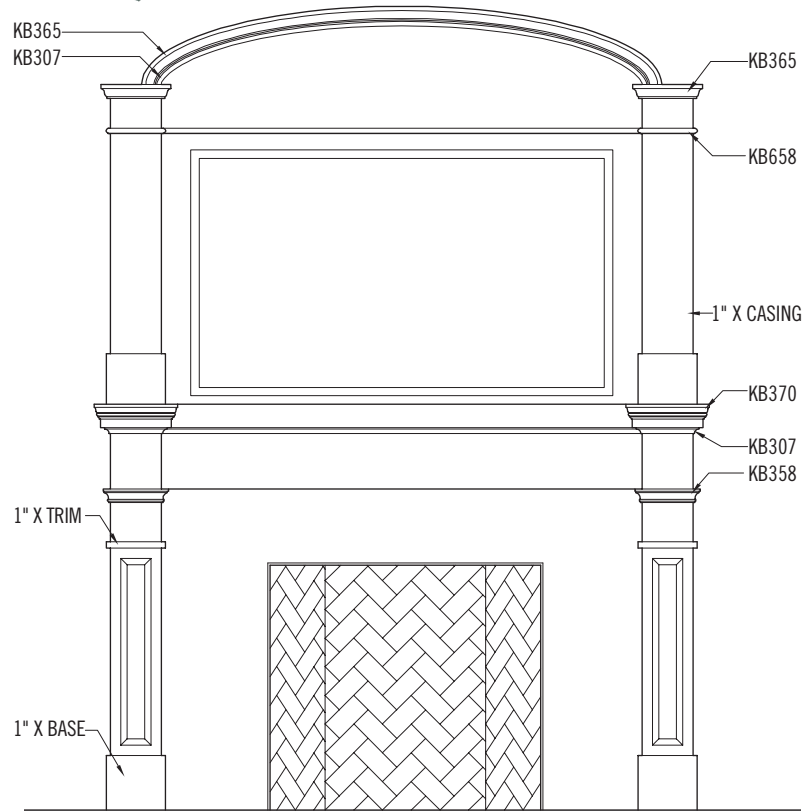


MOULDING DESIGN GUIDE GREEK REVIVAL MANTEL




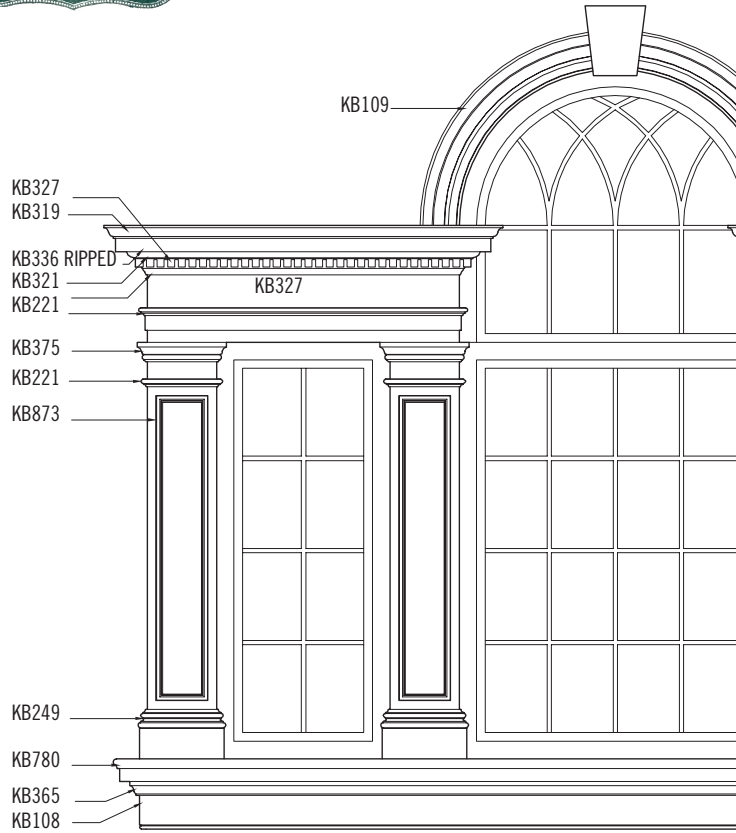


MOULDING DESIGN GUIDE
COLONIAL REVIVAL MANTEL






MOULDING DESIGN GUIDE
PALLADIAN WINDOW



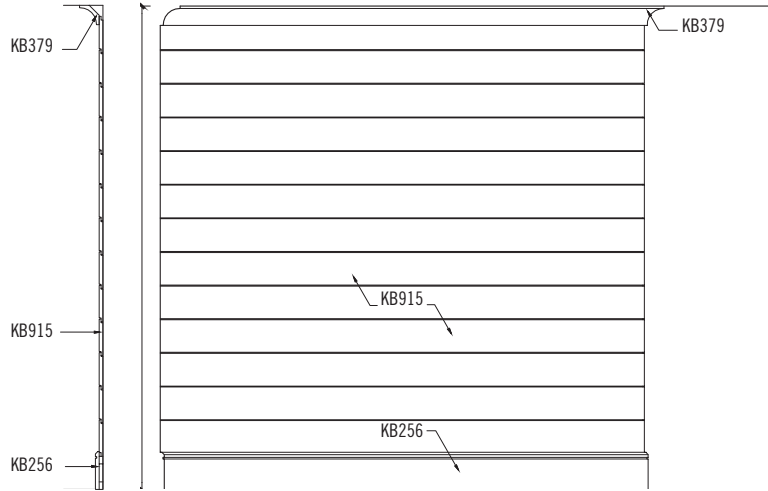


MOULDING DESIGN GUIDE
**MODERN CRAFTSMAN
LAKE HOUSE KITCHEN**





MOULDING DESIGN GUIDE
MODERN CRAFTSMAN KITCHEN



WINDOWS, DOORS, CABINETS & MILLWORK

The products featured on the following pages may be viewed in person at Kuiken Brothers Showrooms, which should be viewed as extensions of our builder, remodeler and architect customer's business. We have hundreds of windows, doors, cabinetry, moulding, architectural hardware, deck and railing on display in full room settings so that you and your customers can make quick and easy product selections. Our friendly and courteous staff will join you as you walk through the showroom, offering advice to ensure the selection process goes smoothly.



MILLWORK & CABINETRY SHOWROOMS AT KUIKEN BROTHERS



WINDOWS ■ DOORS ■ CABINETRY ARCHITECTURAL HARDWARE MOULDING ■ DECKING



Our friendly and courteous staff will join you and your clients as you walk through the showroom, offering advice to ensure the selection process goes smoothly.

TAKE A TOUR AT [KUIKENBROTHERS.COM/SHOWROOMS](https://www.kuikenbrothers.com/showrooms)



A-SERIES WINDOWS & DOORS



Architectural Style Made Easy.

Andersen A-Series windows and patio doors combine innovative engineering with traditional craftsmanship to make any architectural style easily achieved.



Kuiken Brothers Co. Inc. features quality Andersen products

DURABLE

- Virtually maintenance-free
- Exterior finish never needs painting and won't flake, rot, blister, peel or corrode
- Exteriors are protected by a Fibrex® material and fiberglass for long-lasting* performance

ENERGY-EFFICIENT

- Weather-resistant construction for greater comfort and energy efficiency
- Variety of High-Performance Low-E4® glass options available to help control heating and cooling costs in any climate
- Many A-Series windows and patio doors have options that make them ENERGY STAR® v. 6.0 certified throughout the U.S.

BEAUTIFUL

- Eleven exterior color options and a variety of interior options
- Extensive hardware selection, grilles, between-the-glass art glass and patterned glass options



E-SERIES WINDOWS & DOORS



Every E-Series window and door is made to your exact specifications, giving you unmatched freedom to create the home of your dreams.

- 50 standard exterior colors, 7 anodized finishes and custom colors also available
- Rich wood interiors in 10 species, 12 finish options and exotic woods also available
- Elegant shapes and monumental sizes to create dramatic window combinations
- Between-the-glass blinds, shades and grilles
- VeriLock® integrated security sensors, a feature no other windows or doors can provide



Kuiken Brothers Co. Inc. features quality Andersen products





BIG DOORS

MOVING GLASS WALL SYSTEMS



On Display Kuiken Brothers Midland Park, NJ Showroom

MULTIGLIDE™ DOOR – BIG SLIDING GLASS DOORS

HUGE OPENINGS, SEAMLESS TRANSITIONS, AND OUTSTANDING PERFORMANCE.

More than just oversized sliding glass doors, Andersen's moving glass wall systems create spectacular spaces for relaxing, entertaining, or just being. Start by framing your view, then simply open the glass that separates you from it.

- Unlimited choice of exterior colors and interior wood species
- High-performance flush bottom tracks for a seamless indoor/outdoor lifestyle
- Performance-tested sliding, folding, pivot and swinging doors
- Glass options include impact-resistant, triple pane and high-performance



LIFSLIDE DOOR – SEAMLESS FLOOR TRANSITION



PIVOT DOOR – UNIQUE OPENING ARCHITECTURES



FOLDING OUTSWING DOOR – CREATE A STATELY WALL OF LIGHT



BEEFY BIFOLD DOOR – MAXIMIZE LARGE OPENINGS



Learn more at andersenwindows.com/bigdoors

BLACK EXTERIORS **NOW AVAILABLE.**



All Andersen® 400 Series windows and 200 Series gliding patio doors are now available with black exteriors. It's one more way Andersen provides greater flexibility than ever. **Why choose anything else?**

EXTERIOR OPTIONS



Red Rock trim with Sandtone window

Exterior Trim

For more curb appeal, add optional Andersen® exterior trim. It's available in 11 colors, so you can match or complement your window or door colors to create a variety of looks. Made of patented Fibrex® material, our trim never needs painting, and it won't fade, flake, blister, or peel no matter what the climate.*

Watch videos and use our visualizer tool to create your own look at:
andersenwindows.com/exteriortrim

Visit andersenwindows.com/warranty for details.

STYLES



2" Brick Mould
Dove Gray trim
Terratone® window



3 1/2" Flat
Dark Bronze trim
White window



4 1/2" Flat
Canvas trim
Forest Green window

HEAD TRIM OPTIONS



Decorative Drip Cap



2" Cornice



3 5/8" Cornice

Kuiken Brothers Co. Inc. features quality Andersen products

INTRODUCING THE EASY CONNECT JOINING SYSTEM

The ultimate in jobsite convenience. Join large window combinations in the opening with improved performance, fewer headaches and less jobsite labor.

Makes installing window combinations a *snap!*








































**50%
FEWER***
INSTALLERS NEEDED

Currently available on A Series and 100 Series.

*69% of 156 builders/general contractors in a 2018 survey said they could reduce the number of installers by half using the Andersen Easy Connect joining system when comparing the installation of a 12' wide x 8' high pre-assembled window combination unit with four (4) individual 3' wide x 8' high window combination units.



	ENTRY DOORS	BIG DOORS	E-SERIES	A-SERIES
PRODUCT STATEMENT	Handcrafted Premium Wood Entry Doors	Removing Boundaries	Unlimited Possibilities to Create Your Original	Architectural Authenticity, Unparalleled Performance
PRODUCT TYPES		MultiGlide™ Doors MultiGlide Pass-Through Windows (Min RO Size: 60" x 48") Folding Outswing Doors (Max Door Size: 48" x 10") Folding Pass-Through Windows (Min RO Size: 39" x 37") Liftslide Doors (Max Doors Size: 60" x 16") Liftslide Pass-Through Windows (Min RO Size: 59 1/8" x 36") Beefy Bifold Doors Pivot Doors (Max Door Size: 60 sq. ft. glass)	Casement & Awning French Casements Push Out Casement & Awning Double-Hung (Full-Frame, Insert & Sash Kit) Monumental Single-Hung Gliding Windows Specialty Windows Bays & Bows Hinged Patio Doors (Inswing & Outswing) Gliding Patio Doors Sidelights & Transoms	Casement & Awning Complementary Casement Double-Hung Specialty Windows Hinged Patio Doors (Inswing & Outswing) Gliding Patio Doors Sidelights & Transoms Complementary Curved Top Patio Doors
MATERIALS	Wood Exterior & Interior Aluminum-Clad Wood (Aluminum Exterior/Wood Interior)	Aluminum Wood-Clad Aluminum-Clad Wood Wood Exterior & Interior (Beefy Bifold, Liftslide and Pivot only)	Aluminum-Clad Wood (Aluminum Exterior/Wood Interior)	Wood Interior Composite Exterior
EXTERIOR COLORS	 50 Exterior Colors 7 Anodized Finishes & Custom Colors Available	 50 Exterior Colors 7 Anodized Finishes & Custom Colors Available	 50 Exterior Colors 7 Anodized Finishes & Custom Colors Available	 11 Colors
INTERIOR WOOD SPECIES	 & Custom	 & Custom	 & Custom	 & Custom
INTERIOR WOOD FINISHES	NA	 1	 1	 1
INTERIOR COLORS	 1	 2	 1	 1
GRILLE TYPES	 FULL CASSETT GRILLE SHIMMERED GRILLE MONUMENTAL GRILLE PUSH-OUT GRILLE PUSH-OUT GRILLE WITH TRANSOM	 FULL CASSETT GRILLE SHIMMERED GRILLE MONUMENTAL GRILLE PUSH-OUT GRILLE PUSH-OUT GRILLE WITH TRANSOM	 FULL CASSETT GRILLE SHIMMERED GRILLE MONUMENTAL GRILLE PUSH-OUT GRILLE PUSH-OUT GRILLE WITH TRANSOM	 FULL CASSETT GRILLE SHIMMERED GRILLE MONUMENTAL GRILLE PUSH-OUT GRILLE PUSH-OUT GRILLE WITH TRANSOM
HARDWARE FINISHES	 1	 3	 A	 †
NOTES	* Wood species are available on both interiors and exteriors of the door.	1 Interior wood finishes available for MultiGlide door only. 2 Available on MultiGlide and Folding Outswing doors only. 3 Not all grille types and hardware finishes are available for every product, visit andersenwindows.com for details.	A Not all hardware styles are offered in every finish, see individual products for details.	† Finishes available on pine, oak and maple species only. †† Additional colors are available. See your Andersen supplier for details. ‡ Not all hardware styles are offered in every finish, see individual products for details.

	400 SERIES	200 SERIES	100 SERIES
PRODUCT STATEMENT	The Windows Contractors Trust Most **	Warmth of Wood at an Uncommon Value	The Smart Alternative to Vinyl
PRODUCT TYPES	Casement & Awning Complementary Casement Double-Hung Tilt-Wash (Full-Frame & Insert) Gliding Windows Specialty Windows Complementary Specialty Bays & Bows Hinged Inswing Patio Doors Gliding Patio Doors Sidelights & Transoms Complimentary Curved Top Patio Doors	Double-Hung Tilt-Wash Gliding Windows Specialty Windows Hinged Inswing Patio Doors Gliding Patio Doors	Casement & Awning Single-Hung Gliding Windows Specialty Windows Gliding Patio Doors Sidelights & Transoms
MATERIALS	Vinyl-Clad Wood ¹ (Vinyl Exterior/Wood Interior)	Vinyl-Clad Wood ¹ (Vinyl Exterior/Wood Interior)	Fibrex® Composite Interior & Exterior
EXTERIOR COLORS	 7 Colors	 2 Window Colors 6 Patio Door Colors	 5 Colors
INTERIOR WOOD SPECIES	 3	 3	NA
INTERIOR WOOD FINISHES	NA	NA	NA
INTERIOR COLORS	 3	 1	 4
GRILLE TYPES	 FULL CASSETT GRILLE SHIMMERED GRILLE MONUMENTAL GRILLE PUSH-OUT GRILLE PUSH-OUT GRILLE WITH TRANSOM	 FULL CASSETT GRILLE SHIMMERED GRILLE MONUMENTAL GRILLE PUSH-OUT GRILLE PUSH-OUT GRILLE WITH TRANSOM	 FULL CASSETT GRILLE SHIMMERED GRILLE MONUMENTAL GRILLE PUSH-OUT GRILLE PUSH-OUT GRILLE WITH TRANSOM
HARDWARE FINISHES	 6	 6	 6
NOTES	1 Some products in this Series have alternate construction methods and materials used, see individual products for details. 2 Not all products are offered in every color, see individual products for details. 3 Not all products are offered in these wood species, see individual products for details. 4 Products with black, dark bronze and Sandtone interiors have matching exteriors. 5 Windows only. Dark bronze and black interiors are only available with dark bronze and black exteriors respectively. See your Andersen supplier for availability. 6 Not all hardware styles are offered in every finish, see individual products for details.		

MARVIN® SIGNATURE® COLLECTION



The **Marvin Signature®** collection offers the broadest range of product types, sizes, configurations and design options. Experience the difference in the highest level of architectural precision and beautiful aesthetics. Featuring the Ultimate and Modern product lines, the Signature collection is a hallmark of Marvin's design leadership and customer-focused innovation. **Formerly Marvin Windows & Doors**

MARVIN® ELEVATE® COLLECTION



The **Marvin Elevate®** collection is a blend of remarkable design and superior strength, bringing balance to style and performance needs. Patented fiberglass exteriors stand up to all elements, outperforming and outlasting vinyl, roll-form aluminum and other fiberglass composites. Warm wood interiors add timeless beauty. **Formerly Integrity Wood/Ultrax**

MARVIN® ESSENTIAL® COLLECTION



The **Marvin Essential®** collection brings together design, quality, and performance in one streamlined offering. Strong, durable fiberglass exteriors and interiors are both striking and virtually maintenance-free. Simplified options provide clean lines and versatile styles making it easy to meet project demands. **Formerly Integrity All Ultrax**

Find out more at **WWW.MARVIN.COM**

THE MARVIN PORTFOLIO



ULTIMATE

Most extensive selection of features, options, and product types

ELEVATE

Wide range of options and product types

ESSENTIAL

Curated options and product types

MODERN

Design flexibility in a purely modern aesthetic available exclusively at Marvin Modern dealers

INTERIORS

A selection of high-quality interior materials and finishes to complement every design aesthetic

WOOD

6 species options + custom



Painted or primed



6 stains + clear coat



WOOD

Bare pine, painted Designer Black, painted White, or clear coat



FIBERGLASS

4 color options



EXTRUDED ALUMINUM

5 color options



EXTERIORS

Long-lasting, low-maintenance exteriors with best-in-class finishes for superior durability in the harshest of environments

EXTRUDED ALUMINUM

19 colors + custom



WOOD

3 species + custom



FIBERGLASS

6 color options



FIBERGLASS

6 color options



FIBERGLASS

5 color options



SIZING

Windows and doors built to your exact specifications

Standard + custom sizing for replacement, remodeling, or new construction

Custom sizing for remodeling or new construction

HARDWARE

For enhanced durability in harsh climates, some exterior hardware options are available with extra long-lasting PVD finishes

Extensive selection including Marvin Gallery Hardware

Available in 6 finish options with 2 door handle styles

Available in 6 finish options with 1 door handle style

Minimalist hardware for modern design aesthetic

COASTAL + WATERFRONT

All Marvin products are well suited for coastal and waterfront areas with special products and hardware designed for hurricane zones

Hurricane Impact Zones 3 and 4, + PG 50 Products



Hurricane Impact Zone 3, + PG 50 Products



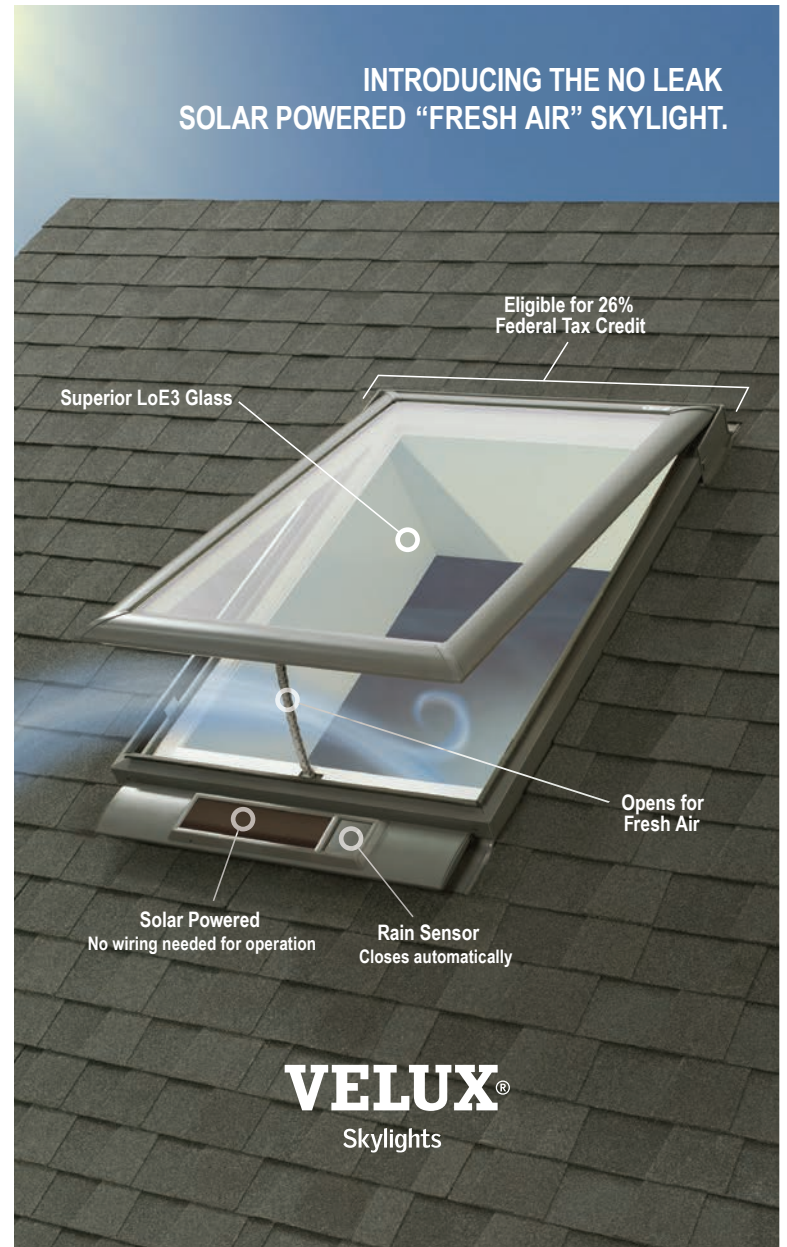
MATERIALS	ULTIMATE	ELEVATE	ESSENTIAL	MODERN
INTERIORS				
WOOD	✓	✓		
EXTRUDED ALUMINUM				✓
FIBERGLASS			✓	
EXTERIORS				
WOOD	✓			
EXTRUDED ALUMINUM	✓			
FIBERGLASS		✓	✓	✓

PRODUCTS	ULTIMATE	ELEVATE	ESSENTIAL	MODERN
WINDOWS				
	Double Hung Single Hung Casement Awning Glider Picture Round Top Specialty Shapes Hopper Push-Out Corner	Double Hung Single Hung Casement Awning Glider Picture Round Top Specialty Shapes Hopper Push-Out Corner	Double Hung Single Hung Casement Awning Glider Picture Round Top Specialty Shapes Hopper Push-Out Corner	Double Hung Single Hung Casement Awning Glider Picture Round Top Specialty Shapes Hopper Push-Out Corner
FEATURES + OPTIONS	Casement Wash Mode Double Hung Tilt Wash Smart Home Lock Sensors Triple Pane	Casement Wash Mode Double Hung Tilt Wash Smart Home Lock Sensors Triple Pane	Casement Wash Mode Double Hung Tilt Wash Smart Home Lock Sensors Triple Pane	Casement Wash Mode Smart Home Lock Sensors Triple Pane
DOORS				
	Sliding Patio Sliding French Inswing/Outswing Pivot Scenic Multi-Slide Scenic Bi-Fold Scenic Lift and Slide Scenic Corner	Sliding Patio Sliding French Inswing/Outswing Pivot Scenic Multi-Slide Scenic Bi-Fold Scenic Lift and Slide Scenic Corner	Sliding Patio Sliding French Inswing/Outswing Pivot Scenic Multi-Slide Scenic Bi-Fold Scenic Lift and Slide Scenic Corner	Sliding Patio Sliding French Inswing/Outswing Pivot Scenic Multi-Slide Scenic Bi-Fold Scenic Lift and Slide Scenic Corner
FEATURES + OPTIONS	Automated Controls Smart Home Lock Sensors Retractable Screens	Automated Controls Smart Home Lock Sensors Retractable Screens	Automated Controls Smart Home Lock Sensors Retractable Screens	Automated Controls Smart Home Lock Sensors Retractable Screens
OPTIONS				
	Divided Lites Bars with Spacer Bars without Spacer Grilles-between-the-Glass Authentic Divided Lites	Divided Lites Bars with Spacer Bars without Spacer Grilles-between-the-Glass Authentic Divided Lites	Divided Lites Bars with Spacer Bars without Spacer Grilles-between-the-Glass Authentic Divided Lites	Divided Lites Bars with Spacer Bars without Spacer Grilles-between-the-Glass Authentic Divided Lites
	Glass Energy Efficient Options Decorative Sound Abatement Laminated Fire Glass (California) Turtle Glass	Glass Energy Efficient Options Decorative Sound Abatement Laminated Fire Glass (California) Turtle Glass	Glass Energy Efficient Options Decorative Sound Abatement Laminated Fire Glass (California) Turtle Glass	Glass Energy Efficient Options Decorative Sound Abatement Laminated Fire Glass (California) Turtle Glass



As part of the The Marvin Signature® collection, Modern brings exceptional design, performance, and customer experience together—creating a product line that meets the exacting principles and standards of true modern architecture. An innovative high-density fiberglass material, leading thermal performance, consistent narrow sightlines, and a modular system all add up to the Modern product line—a seamless approach to modern design. Available in five curated interior and exterior color designed to match your modern design.

Find out more at WWW.MARVIN.COM/MODERN





Commercial builders and developers choose Kuiken Brothers millwork specialists because we are responsive, collaborative, and communicative throughout the project. Our long term relationships with the nations most trusted millwork manufacturers ensures competitive pricing without compromising on quality or service. Contact the commercial building material experts at Kuiken Brothers today.



LEARN
MORE

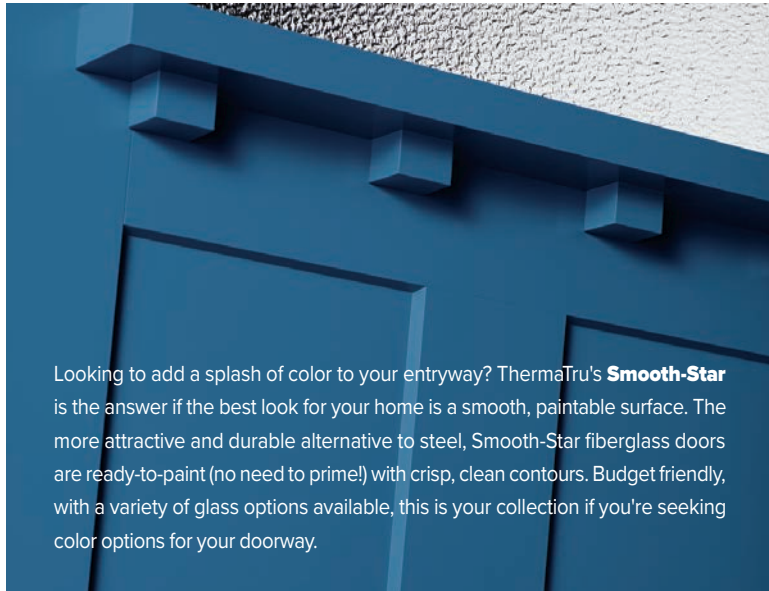
DOORS & ARCHITECTURAL HARDWARE



THERMA-TRU[®] DOORS

The Most Preferred Brand in the Business™

THERMA-TRU paintable or stainable fiberglass entry doors or steel entry doors have all the benefits and none of the disadvantages of wood. Therma-Tru uses energy-efficient materials which out-perform wood, materials that don't warp or split under the most severe weather conditions. Available with many options, including the new vented sidelites. Consult a Kuiken Brothers representative on how you can find out more about Therma-Tru doors.



Looking to add a splash of color to your entryway? ThermaTru's **Smooth-Star** is the answer if the best look for your home is a smooth, paintable surface. The more attractive and durable alternative to steel, Smooth-Star fiberglass doors are ready-to-paint (no need to prime!) with crisp, clean contours. Budget friendly, with a variety of glass options available, this is your collection if you're seeking color options for your doorway.

HAND BRUSHED, FACTORY FINISHED DOORS



Reeb Finish is a division of Reeb that provides fiberglass doors and composite or solid wood frames with a factory finish. Reeb Finish Stain featuring PrismaGuard produces a unique, durable finish. It merges **the natural look and variance of real wood with the durability of fiberglass**. Once the stain is applied, **Reeb Finish Artisans skillfully hand-brush each component** of the door to enhance its deep embossments and authentic grain patterns. A dual top coat is applied to highlight the fine details and **ensures superior endurance and protection** from the elements.



Primed Stile & Rail Doors

Primed stile and rail doors are an ideal choice for homeowners seeking to add a clean look to their modern, traditional or craftsman style homes. They feature architecturally correct layouts, crisp shadow lines and highly defined panels providing a superior level of detail.

- Available 1-3/8" and 1-3/4" thickness
- Choose 3/8" or 5/8" MDF Flat Panel with Shaker or Ovolo sticking
- Select styles available in 6/8, 7/0 and 8/0 for immediate shipment



(Door Above) PR8782



To view the complete offering of primed stile and rail doors available from Reeb® for immediate shipment, please visit us at kuikenbrothers.com/catalogs

"EVERYONE TALKS ABOUT THE WEATHER, BUT NOBODY DOES ANYTHING ABOUT IT."

- MARK TWAIN

NANTUCKET[®] COLLECTION DOOR 77662

10-YEAR WARRANTY WITH NO OVERHANG REQUIRED

WATERBARRIER[®] TECHNOLOGY DOOR 7506

WITH WATERBARRIER TECHNOLOGY
5-YEAR WARRANTY WITH NO OVERHANG REQUIRED

UNTIL NOW. Give your customers the right door for any exposure.

Simpson has doors that can weather anything Mother Nature sends their way. Our WaterBarrier technology on the outside can be matched with any wood species on the inside to stop water in its tracks. And our Nantucket Collection is an all-wood door made with a modified mortise-and-tenon construction technique, creating a door that is as durable as it is beautiful.

INSPIRATION
AT YOUR DOOR[®]

LEARN MORE ABOUT THESE AND OTHER OPTIONS
AT SIMPSONDOOR.COM

Simpson[®]
Door Company

KUIKEN BROTHERS CO., INC. **KB**

Completely Customize Your TruStile Doors

THIS EXCLUSIVE WEB-BASED SOFTWARE provides architects, designers and homeowners the ability to create and design their own custom door. New enhancements were added to allow even more flexibility when custom building a door to reflect your own personal design style.

The screenshot displays the TruStile web-based software interface. At the top, it says "TRUSTILE[®] DRIVEN BY DESIGN[®]" with navigation links for "Door Design Tool", "My Projects", "Register", and "Log In". Below this are links for "Feedback or Questions" and "Where to Buy". A toolbar includes "EXPORT PDF", "EXPORT DXF", "RESTORE DEFAULTS", and "CREATE AN ACCOUNT TO SAVE PROJECT". The main interface is divided into sections for "Main", "Face", and "Moulding". The "Face" section includes options for "Opening Type" (Swing), "Leaf Count" (Pair), "Jamb" (None), "Door Handing" (Center Meet Pair Reverse), "Astragal" (None), "Door Beveling - Left" (Bevel Meeting Side), "Door Beveling - Right" (Bevel Meeting Side), "Door Style" (TS3160), "Layout Configuration" (Common Arched Pair), "Door Top" (Square), and "Panel Substitution" (None). The "Material & Fire Rating" section includes "Material" (MDF) and "Fire Rating" (Non-rated). The "Dimensions" section includes "Gross Width (in)" (30), "Pre-Fit Width" (None, 1/8", 3/16", 1/4"), "Net Width (in)" (29 13/16), and "Height (in)" (80). To the right of these options is a 3D rendering of a white double door with dimensions: 29 13/16" wide, 80" high, and 33" deep. Below the rendering is a photograph of the same door installed in a room.

TRUSTILE[®] DOORS

www.trustile.com

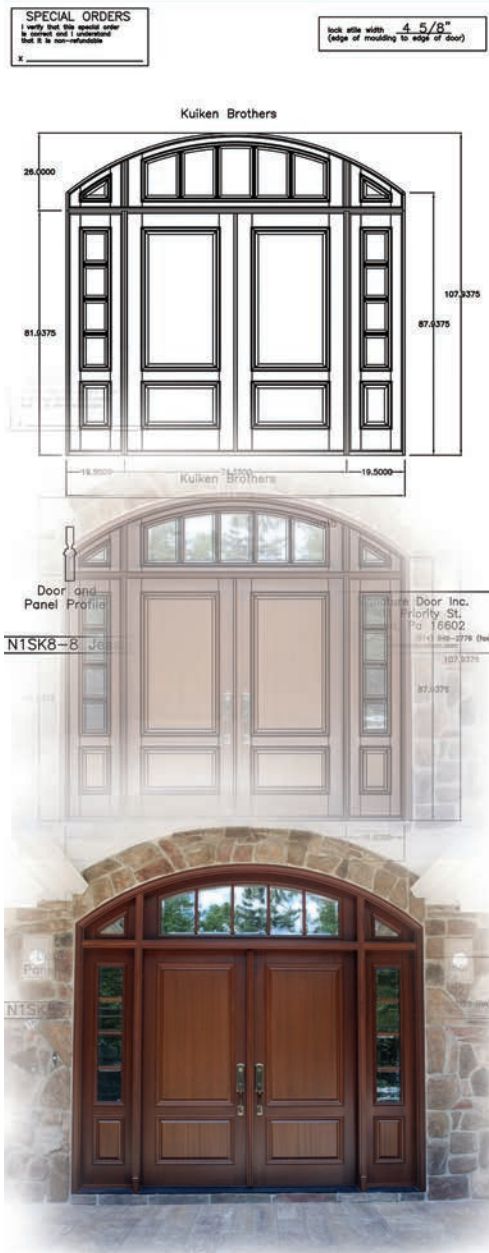


Custom interior and exterior doors

Signature Doors design team will take your sketch or idea and turn it into reality. Their CAD department will generate a drawing of your custom unit within 24 hours in most cases. Put your "Signature" on your home with a beautiful custom decorative entryway!

www.signaturoor.com

Start your custom door journey today at a Kuiken Brothers Showroom.



JELD-WEN
WINDOWS & DOORS



AURORA FIBERGLASS DOORS

Handcrafted for exceptional beauty and an unmatched attention to detail, JELD-WEN Aurora Custom Fiberglass exterior doors are nearly indistinguishable from solid wood.

CUSTOM WOOD ENTRY DOORS

A unique expressions of what makes your home yours. The JELD-WEN Custom Wood exterior door combines exacting artistry with the finest materials. Craft your dreams into reality.

Get more door value with

Masonite exterior doors



BEFORE

Select from our vast line of traditional, contemporary, or modern designs from 1-panel to 9-panel patterns with or without decorative glass elements

more door designs

more glass styles

more value



BEFORE

Masonite
www.masonite.com



CavitySliders™
The Pocket Door Experts



▶ WATCH VIDEO

The **CS Cavity Slider's** innovative design and high-quality hardware is worlds away from the traditional pocket door system.

- Full aluminum frame for structural rigidity
- Supplied as a kitset; easy to assemble and install
- Can be cut down to size on site
- Suitable for 1-3/8" & 1-3/4" door thickness
- 500 lb weight capacity
- Soft close compatible



Learn more at cavitysliders.com

ARCHITECTURAL HARDWARE

Interior Door / Entry Door / Pocket Door / Electronic / Cabinetry




FEATURED BRANDS:

BALDWIN EMTEK JEFFREY ALEXANDER™
by Hardware Resources

OMNIA ROCKY MOUNTAIN™ SCHLAGE. K | TOP KNOBS

KEYLESS ENTRY FROM EMTEK

AVAILABLE AT ALL KUIKEN BROTHERS SHOWROOMS



Door hardware is more than a way to open, close, and secure a space. Emtek's EMPowered SMART Keypad Entry Lock offers easy and convenient keyless home security. Create your own personal security code and assign passwords for yourself, your children or for guests with ease — all from your smartphone.

VISIT A KUIKEN BROTHERS SHOWROOM AND CHOOSE FROM 5 DIFFERENT SLEEK FINISHES:



SATIN NICKEL
(US15)



POLISHED NICKEL
(US14)



POLISHED CHROME (US26)



OIL RUBBED BRONZE (US10B)



FLAT BLACK
(US19)

KEYLESS DESIGN: ■ Key Free ■ One Touch Locking
Auto Re-lock ■ Manage Codes ■ Battery Back-Up


STYLISH FUNCTION: ■ Backlit Keypad ■ Universal Design
All Metal Construction ■ Motorized Action ■ Tapered Deadbolt

COMPATIBLE WITH: ■ Amazon Alexa ■ Google Assistant
Apple HomeKit ■ August App ■ Yale Access App




WATCH
VIDEO

Door Handing Inside the Room



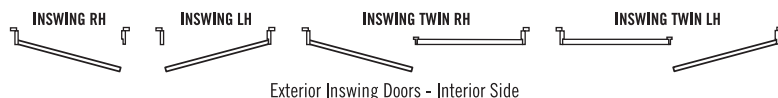
Door Handing Outside the Room



Interior Doors



Exterior Inswing Doors - Exterior Side



Exterior Outswing Doors - Interior Side



*Some manufacturers, including Andersen Windows, follow hinge location to determine door swing. The above chart is intended for quick reference. Please confirm with your Kuiken Brothers representative prior to order completion.



KUIKEN BROTHERS
COMPANY INC. *Since 1912*
RESIDENTIAL & COMMERCIAL BUILDING MATERIALS

COMMERCIAL DOORS & HARDWARE


The following pages represent products supplied through our Commercial Door & Hardware Department in Garfield, NJ. In addition, we are able to provide you with in-house modification and a UL Label shop, as well as plan take-offs and project management. We service commercial projects large and small, including light commercial, multi-family projects, institutional projects and more.



HOLLOW METAL DOORS & FRAMES

KUIKEN BROTHERS stocks and has the capability to custom fabricate a wide variety of commercial hollow metal doors and frames. Additionally, we also offer the following value added services:

- Plan Take-offs and Estimating
- Architectural Hardware Consultants on Staff
- Computerized Submittals and Shop Drawings
- Honeycomb and Insulated Door Cores
- Quick Ship Custom Orders
- Sound Rated Units Available
- Large Inventory of Stock Commercial Hardware – All Major Manufacturers




WATCH VIDEO



KUIKEN BROTHERS Commercial Door Shop capabilities include:

- UL Licensed Modification Shop
- Frames Welded In-House
- Primed Painted Frames & Doors
- Lite and Louver Kit Installation
- Glass Installed in Doors

For more information call 973.772.0044



KB KUIKEN BROTHERS
COMPANY INC. *Since 1912*
COMMERCIAL BUILDING MATERIALS

ARCHITECTURAL DOORS & HARDWARE



We have supplied commercial contractors with doors that grace the openings in many great commercial buildings throughout the area including schools, hospitals, assisted living facilities, religious institutions, office buildings, hotels and recreational facilities. Contact Kuiken Brothers Commercial Building Materials for all of your entry door needs.



TRUSTILE
A MARVIN BRAND

ASSA ABLOY

MT
INDUSTRIES

MASONITE

ALLEGION



KUIKEN BROTHERS stocks a wide variety of commercial hardware products from major manufacturers such as Schlage, Falcon, and Von Duprin. We will also work with our network of suppliers, Schlage, Falcon, Von Duprin, Corbin and Yale, to meet any other request you may have. Contact the Commercial Door & Hardware department today!



KOB **KUIKEN BROTHERS**
COMPANY INC. *Since 1912*
COMMERCIAL BUILDING MATERIALS



STOCK HOLLOW METAL DOORS

1-3/4" FLUSH DOOR

Type	2070	2668	2670	2868	2870	3068	3070	3668	3670	4068	4070
18 Gauge	■	■	■	■	■	■	■	■	■	■	■
18 Gauge Steel/Craft Location						■	■				
18 Gauge Mortise Lock Prep						■	■				
18 Gauge w/ Flushbolt ASA Prep	■	■	■			■	■				
18 Gauge w/ Cylinder Prep Insulated						■	■				
18 Gauge w/ Mortise Prep Insulated						■	■				
18 Gauge Reinforced Blank						■	■				

1-3/4" 6 PANEL DOOR

Type	3068	3070
18 Gauge w/ Cylinder Prep	■	■

Kuiken Brothers stocks and supplies a full line of quality custom and standard hollow metal doors and frames for new and retrofit construction projects in the commercial, educational and healthcare markets throughout New Jersey and New York. Our UL Licensed Modification Shop in Garfield, NJ will modify doors and frames, install visions, glass and louvers where required. We weld frames, sidelite frames and borrowed lites in-house.

**Subject to Change*

MILLWORK



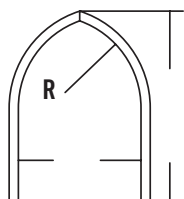


Custom Curved Moulding & Millwork

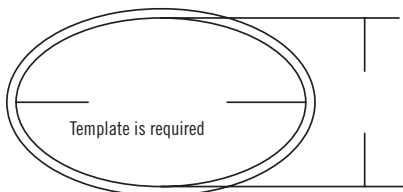
Kuiken Brothers has the capability to fabricate curved and radius units from all of our stock and custom moulding options for both interior (MDF, all hardwoods) and exterior applications (Kleer PVC).

Contact your Kuiken Brothers sales representative for measurement instructions.

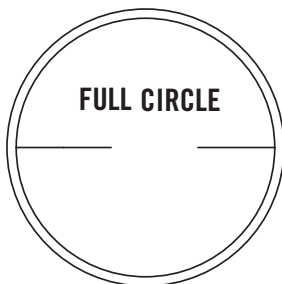
GOTHIC



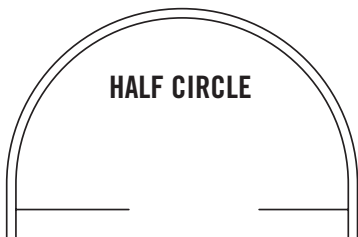
OVAL



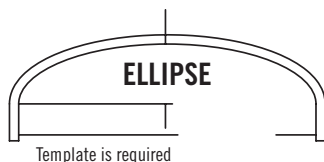
FULL CIRCLE



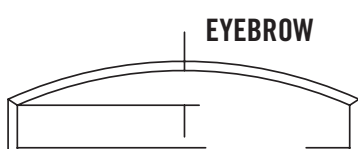
HALF CIRCLE



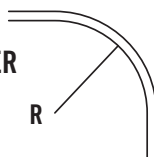
ELLIPSE



EYEBROW

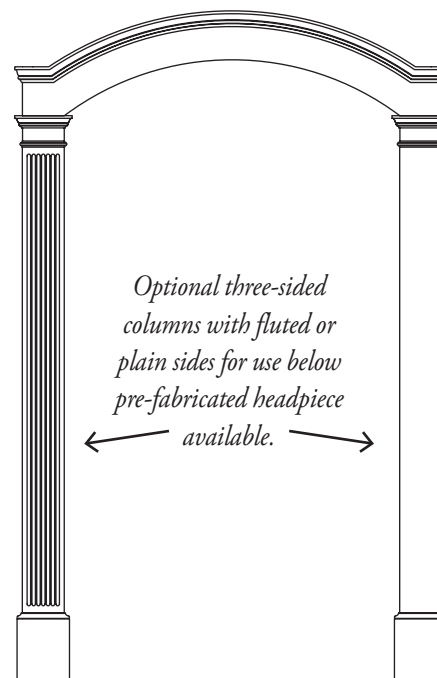
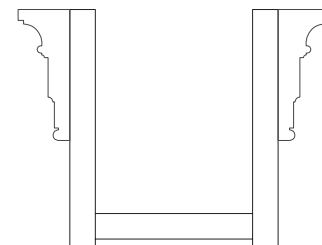
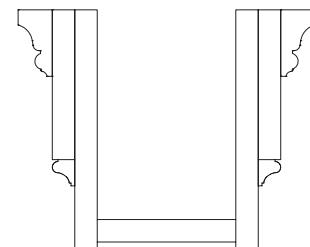
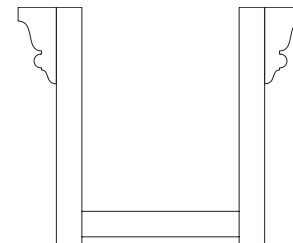


QUARTER CIRCLE



Pre-Fabricated Openings

KUIKEN BROTHERS has the ability to custom build the entire headpiece of an arched entrance as one, pre-fabricated unit, consisting of the curved jamb pre-attached to the casing, with or without keystones or capital blocks. Headpiece options include curved configurations, including elliptical, half-round or eyebrow shapes in your choice of Kuiken Brothers stock or custom mouldings.



Flexible Moulding

KUIKEN BROTHERS complete collection of in-stock mouldings can be replicated in flexible moulding for curved applications where wood or MDF mouldings simply won't bend.



APPLICATIONS

- Curved Stairwells
- Radius Drywall Corners
- Bowed Windows
- Half Round Windows
- Elliptical Windows
- Arches and Arcs
- Ceiling Domes

BENEFITS

- Appearance of real wood
- Ease of installation – use standard woodworking equipment – cut, sand, shape and finish like wood
- No lamination defects
- Accommodate virtually any radius which is 3 times profile width or greater



MILL OUR PROFILES FROM THE HARDWOOD OF YOUR CHOICE!



- All Kuiken Brothers moulding profiles are available in most hardwood and softwood species
- No Minimum Quantities Required
- Quick Ship Program (Available within 7 business days)
- Over 60 popular moulding profiles are quickly available in poplar, red oak, maple, cherry and sapele (Mahogany)
- Custom Run Program (Available within 10-14 business days)

STOCK HARDWOOD BOARDS



Available in Oak, Cherry, Mahogany & Maple
1x4, 1x6, 1x8, 1x10, 1x12
5/4x4, 5/4x6, 5/4x8, 5/4x10, 5/4x12

STOCK HARDWOOD PLYWOOD

Available in Oak, Cherry, Mahogany & Maple
4x8-1/4, 4x8-1/2, 4x8-3/4
*Cherry Boards stocked in 1x4, 1x6, 1x8. Cherry Plywood Stocked in 4x8-3/4



Cut It, Nail It, Glue It, Paint It or Don't Paint It. When KLEER is your solid PVC trimboard, you get everything you love about wood – the look, the feel, the timeless sense of a quality home built with traditional materials. Though unlike wood, Klear offers an array of weather-resistant features including resistance to rot, moisture, mildew, cupping, delaminating and warping. Yet it's as workable as wood with no special tools required. Kuiken Brothers stocks all the standard board sizes and can special order sheet stock at your request. See pages 168 - 178 for the complete line of Klear Exterior Moulding profiles.




KLEER Trim	KLEER Panels	KLEER Tongue & Groove Wainscot
<i>(Reversible)</i> 18' lengths	<i>(Reversible)</i> 4' x 8' x 1/4"	<i>(Smooth Only)</i> 1/2" x 4" x 16'
Nominal Sizes Listed	4' x 8' x 3/8"	1/2" x 6" x 16'
1" x 4" 5/4" x 4"	4' x 8' x 1/2"	
1" x 6" 5/4" x 6"	4' x 10' x 1/2"	
1" x 8" 5/4" x 8"	4' x 8' x 3/4"	
1" x 10" 5/4" x 10"	4' x 10' x 3/4"	
1" x 12" 5/4" x 12"	4' x 10' x 1"	
	KLEER Beaded Panel	KLEER Preformed Corners
	4' x 8' x 1/2"	<i>(Smooth or Woodgrain)</i> 5/4" x 4" - 20'
		5/4" x 6" - 20'






**15 YEARS.
NO CLAIMS.**



**30-YR
WARRANTY***










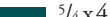
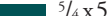
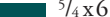
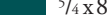




SHIPLAP, TONGUE & GROOVE

-  KB914
-  KB915
-  KB908
-  KB904
-  KB906
-  WOTG



TRIM BOARDS

-  1x2
-  1x3
-  1x4
-  1x5
-  1x6
-  1x8
-  1x10
-  1x12
-  5/4 x 3
-  5/4 x 4
-  5/4 x 5
-  5/4 x 6
-  5/4 x 8
-  5/4 x 10
-  5/4 x 12

*Based on proper installation, call 888.229.7900 or see WindsorONE.com/install for details

TruExterior®

Siding & Trim

KUIKEN BROTHERS NOW STOCKING:

5/4x4 | 5/4x6 | 5/4x8

5/4x10 | 5/4x12

1x4 | 1x6 | 1x8

1x10 | 1x12

2x6

1x6 T&G

Beadboard Panel

**Phenomenal Performance.
Remarkable Workability.**



Pioneering the entirely new category of poly-ash building products, TruExterior Siding & Trim are like no other siding or trim products on the market today. Ordering phenomenal performance, remarkable workability and a lasting look, TruExterior products solve the moisture- and movement-related issues commonly seen with other exterior materials.

- Maintains dimensional stability
- No cracking or splitting from moisture
- Resists rot and termite attacks
- Installs with standard woodworking tools
- Can be painted any color
- No need to prime ends or field cuts

ROCKWELL™

WINDOW WELLS



ROCKWELL WINDOW WELLS have a stone texture that truly looks and feels like real stone. Adding great curb appeal and an aesthetically pleasing view both inside the house and outside. Our stone texture window wells also allow for more light into an otherwise dark and drab basement. Egress window well covers are also available.

Kuiken Brothers stocks Elite Egress Window Well in 60"h x 66"w and 72"h x 66"w as well as the Cascade Non-Egress Window Well in 24"h x 42" w and 36"x42". All options come in either Gray or Tan.



HB&G manufactures architectural columns, various styles of fiberglass round and square columns, softwood and hardwood columns, mantel columns, decorative capitals, composite and wood porch posts, softwood stair parts and composite and vinyl rail systems. Combining centuries old principles and modern technology, our master craftsman and trained technicians create exquisite products and are among the industries most skilled and experienced artisans. Contact Kuiken Brothers for a current list of stock HB&G products.



INTEX MILLWORK SOLUTIONS specializes in the design and fabrication of custom PVC trim and millwork. Architects and builders rely on INTEX's strengths in both traditional workmanship and engineering technology to craft intricately detailed, high-quality millwork for distinctive homes and buildings.

The company has also innovated a line of fabricated, ready-to-install PVC window and door surrounds, and offers standard PVC millwork lengths and decorative accessories.



FYRON® MOULDED MILLWORK® is made of high density polymer. It will not rot, is insect resistant and is virtually maintenance free. Stop by any Kuiken Brothers location and explore the architectural style that most interests you, and get tips and suggestions about how to make your dream a reality. Don't forget to ask for the full line catalog.



Atlantic Premium Shutters®



With an unparalleled combination of style, craftsmanship and durability, Atlantic Premium Shutters let you create a portrait that's as subtle or bold as you wish. Our fully functional and operable shutters are architecturally correct and historically accurate. With details like open louvers and period-inspired working hardware, Atlantic shutters offer an exceptional product for discerning homes. Made-to-order for your windows, hand-assembled and hand-sanded, Atlantic Premium Shutters fuse time-honored design with reliable integrity. These color-rich shutters will not crack, split, rot, peel or flake.

WWW.ATLANTICPREMIUMSHUTTERS.COM



SOUTHERN SHUTTER COMPANY manufactures quality wood products using high-grade materials and fine craftsmanship. Though our production facility is fully equipped to produce precision-cut wood components in high volume, we have never abandoned the hands-on approach to quality construction. Each piece is carefully fitted by a Southern Shutter craftsman.



CELLWOOD® PREMIER™ & SHUTTER-CRAFT™ combine the elegant looks of wood and the long-lasting beauty of durable vinyl shutters. These shutters are available in both raised panel and classic open louvered designs. Wood Blinds are also available in either raised panel or louver; interior or exterior grade; and can be custom made to fit any opening. Interior shutters have the options of adjustable louvers and fabric frames. All shutters can be ordered in various sizes and colors. Since shutters have to be ordered, talk to your Kuiken Brothers representative for more information.





THE SUPERIOR

- 300 lb duty rating - 350 lb duty rating (Superior Plus)
- 1x5 Frame and Stringer
- 1x6 Tread
- Two Strong Metal Handrails

THE ATLAS

- 250 lb duty rating
- 1x4 Frame and Stringer
- 1x4 Tread
- One Strong Metal Handrail

THERMOBLOC

- 2 1/4" thick insulated R-10 door
- U-Factor of .10, R-Value of 10.0 (entire unit)
- Incorporates Q-Lon smoke rated weather-stripping
- Exterior grade door frame
- 350 lb duty rating (Wood Models)
- 375 lb duty rating (Aluminum Models)

THE TITAN

- 375 lb duty rating
- Aluminum sections
- Heavy duty galvanized steel hardware with "Safety Edge"
- Adjustable Foot Support with rubberized foot pads



KITCHEN & BATH CABINETRY



KITCHEN & BATH CABINETRY FOR BUILDING PROFESSIONALS AND HOMEOWNERS

Kuiken Brothers Kitchen & Bath has the experienced designers and wide range of cabinet options to fit your budget and time frame.



VISIT OUR SHOWROOMS - SCHEDULE A JOBSITE VISIT

www.kuikenbrothers.com/kitchens

EMERSON, NJ	SUCCASUNNA, NJ	WANTAGE, NJ	WARWICK, NY
Tel (201) 705-5804	Tel (973) 968-7700	Tel (973) 875-5106	Tel (845) 986-2255
246 Kinderkamack Rd.	31 Route 10 East,	175 Route 23,	33 South Street
Emerson, NJ 07630	Succasunna, NJ 07876	Wantage, NJ 07461	Warwick, NY 10990

KUIKEN BROTHERS CO., INC. **KB**



EXPERIENCED DESIGNERS



SHOWROOMS



20/20 CAD DRAWINGS



SELECTIONS TO FIT WITH
YOUR SCHEDULE & BUDGET



DELIVERY TO YOUR JOBSITE



Kuiken Brothers' Succasunna, NJ Kitchen & Bath Cabinetry Showroom

CUSTOM CABINETRY OPTIONS

Our full custom cabinets are made to order. Custom door styles, finishes, sizes and more. This is our best series and offers more flexibility. Longer lead times and the cost is the highest of the group. When a customer wants to achieve that custom look, we recommend our Mouser line.

FEATURED CUSTOM CABINETRY BRAND:

Mouser Cabinetry



Kuiken Brothers Kitchen Cabinetry Ridgewood, NJ

SEMI-CUSTOM CABINETRY OPTIONS

Our semi-custom line, also referred to as "Made to Order," offers a wide range of door styles and finishes. These offer many of the options and amenities that a fully custom line offers, at a reduced price. Typical lead times on these lines are 5-7 weeks. You can find semi-custom cabinetry options from Mouser, Bertch Bath and Shiloh.

FEATURED SEMI-CUSTOM CABINETRY BRANDS:

Mouser Cabinetry
shiloh
C A B I N E T R Y



Kuiken Brothers' Emerson, NJ Kitchen & Bath Cabinetry Showroom

STOCK CABINETRY OPTIONS

With a general 2 week lead time, this offering makes them our most convenient and affordable series. Even though we call them "stock" there are still many different door styles and options to choose from. Our primary "stock" cabinet lines are FabuWood and Merillat.

FEATURED STOCK CABINETRY BRAND:



EXPERIENCE THE KUIKEN DIFFERENCE

DIMENSIONAL LUMBER

#2 & Better Green Doug Fir
Pressure Treated Lumber
Fire Retardant Lumber

ENGINEERED LUMBER

Boise Cascade AIS/BCI I-Joist
Boise Cascade Versa-Lam
Boise Cascade Rim Board
Boise Cascade VersaStud
Engineered Studs
Roof & Floor Trusses
Wall Panels

BOARDS, PATTERN & SPECIALTY LUMBER

Kleer PVC Boards
Windsor One Primed Pine
TruExterior Trim & Siding
#2 & C&Btr White Pine
STD & BTR & A&Btr Cedar
Utility & Btr Spruce Boards & Bridging
Oak, Cherry, Poplar, Maple and Sapele Mahogany Hardwoods
Pattern Boards in Pine & Cedar
Red Cedar Shakes & Shingles
White Cedar Undercourse
Primed Fiberboard
OSHA Approved Scaffold Planks
Cedar Closet Lining

PLYWOOD & PANELS

AC Plywood
AB Marine Plywood
CD Fir Sheathing
MDO Panels
Square Edge Underlayment
3/4" T&G Fir Underlayment
Fir T-111 Panels
SYP Plybead
MDF Beadboard
Patriot RevBead & RevPanel Beadboard
OSB (Oriented Strand Board)
Premium OSB Underlayment Sheathing
Kleer PVC Panels
Melamine Shelving
Lightweight Fiberboard Panels
Fire Retardant CD
CCA Treated Underlayment
Lauan & Bending Lauan Plywood
Oak, Cherry, Maple & Sapele Mahogany Plywood
Prefinished Maple Plywood
Domestic & Imported Birch Plywood
Hardboard & Pegboard Panels
Homasote Panels
Sound Deadening Boards

FLOORING

Iron Woods IPE Porch Flooring
Aeratis PVC Flooring
Meranti Porch Flooring

Fir Porch Flooring & Stepping (FJ & Solid)
Oak Flooring & Stepping (#1, Select)
Pine Flooring & Stepping (C Select)

WINDOWS, DOORS & MISCELLANEOUS MILLWORK

Andersen Windows & Doors
Andersen Architectural Collection (A-Series, E-Series)
Marvin Signature Windows & Doors
Marvin Elevate & Essential Windows & Doors
Velux Skylights
Interior Doors - TruStile, REEB Millwork, Simpson
Primed Stile Rail Doors
Exterior/Entry Doors - KML, ThermaTru,
JELD-WEN, Signature Door
Door Slabs & Prehung Doors
Commercial Steel & Hollow Metal Doors
Stair Parts
Marwin Attic Stairs
Shutters
HB&G Columns & Porch Posts
Larson Storm Doors

DECKING PRODUCTS

Trex Transcend Decking
Iron Woods Ipe & Garapa Sustainable
Tropical Hardwoods
Iron Woods Ipe Deck Tiles
Siberian Larch
Cedar Decking
Premium Pressure Treated Decking
Meranti Decking
Lattice Panel
Deck Accessories

RAILING SYSTEMS

Trex Transcend Rail
Trex Signature Rail
Trex Lighting
RDI Endurance & Rail
Feeney CableRail & DesignRail
Pressure Treated Railing
Cedar Railing

EXTERIOR BUILDING MATERIALS

DuPont Tyvek Homewrap/Weatherization System
Vycor Plus
Henry Blueskin VP100
Nichigo G-Tapes
Quickrete Concrete Mixes
Lally Columns
Reinforcing Rods & Wire
Fiber Form Tubes
Rockwell Window Wells

HARDWARE & FASTENERS

Schlage, Baldwin, Emtek, Rocky Mountain
Door Hardware

Commercial Hardware
Nails, Coil Nails, Screws
Simpson Strong-Tie
FastenMaster
Caulks, Sealants, Fillers
Power and Hand Tools

MOULDING

450+ Stock Profiles
Flexible, Curved & Radius Moulding
Primed Finger Joint Poplar Moulding
Primed Finger Joint Pine Moulding
Ultralite MDF Moulding
Oak, Poplar, Cherry, Maple, Sapele Mahogany Moulding
Custom Moulding
Kleer PVC Moulding
Corner Blocks & Plinth Blocks

KITCHEN & BATH CABINETRY

Stock, Semi-Custom, Full Custom Options
In-House Designers
Countertops

*Kuiken Brothers Cabinetry Showrooms:
Emerson, NJ, Succasunna, NJ,
Wantage, NJ, Warwick, NY*

INTERIOR BUILDING MATERIALS

Drywall
Certainteed SilentFX
Shaftwall Panels
PermaBase Tile Backer
Tile Backer
Steel Studs 25, 20, 18 Gauge
Fiberglass Insulation
Rockwool Mineral Wool
Dow Grey Panels
Tuff-R Insulation
Certainteed Ceiling Tile & Grid
FRP Panels & Accessories

COMMERCIAL BUILDING MATERIALS

In-stock at our Garfield, NJ and Succasunna, NJ Locations

Ceiling Systems
Suspension Systems
Drywall
Joint Compounds
Metal Studs
Insulation
Wall Panels
Homasote
Fasteners & Adhesives
Boom Truck Services (Up to 8 story)
COMMERCIAL DOORS, FRAMES & HARDWARE
Hollow Metal Doors & Frames
Wood Doors (Various Veneers & Finishes)
Commercial Hardware (ASSA ABLOY, Schlage, Falcon, Von Duprin)

SPECIAL ORDERS

If you don't see it here, just ask. We have a strong network of suppliers and can source just about anything.



ORDERING

KUIKEN BROTHERS MOULDING PROFILES

PRICING & ORDERING: For local projects, contact any location listed on the back of the catalog. For out-of-state inquiries, call (201) 652-1912. Inquiries can be sent to info@kuikenbrothers.com or through our website www.kuikenbrothers.com/moulding

PICK-UP ORDERS: Most profiles are in-stock at all locations. KB Classical & Modern Craftsman Poplar Moulding in-stock in Emerson, Fair Lawn, Newark, Succasunna. Please call to confirm.

DELIVERY: Generally speaking, orders received within a 50 mile radius of a Kuiken Brothers location will be delivered on our own vehicles. All others will be shipped via partner carrier. Minimal shipping & handling fees may apply where applicable.

FLEXIBLE MOULDING: All Kuiken Brothers Moulding profiles can be run in Flexible Moulding for arches, surrounds and curved wall, baseboard and crown moulding applications. Please allow 2-3 week lead time. There are no knife charges for stock profiles.

CUSTOM SPECIES: All Kuiken Brothers stock moulding profiles can be custom run in the species of your choice. Minimal set-up fees may apply.

RETURNS: If we are able to pick up the material on our own vehicle, or if the customer is able to return it to our facility, a 20% re-stocking fee may be charged assuming the material is in good condition.

PRODUCT SAMPLES: Complimentary product samples of our in-stock moulding profiles are available. E-mail info@kuikenbrothers.com or call (201) 652-1912 with the profile number.

CAD FILES: Download all Kuiken Brothers' Moulding profiles in DWG, DXF and PDF format from kuikenbrothers.com/moulding

CATALOG REQUESTS: Copies of our Full Line Moulding, Classical Moulding & Modern Craftsman Moulding Catalogs can be picked up at any of our locations or ordered through our website.

THANK YOU

for considering Kuiken Brothers as your supplier. Whether it's for lumber, doors, windows, trim, millwork, kitchen cabinets, hardware, drywall or acoustical ceilings, Kuiken Brothers has it all. Currently we have five locations with rail siding which permits us to offer you the best quality lumber at competitive pricing, direct from the mills. We value the relationships we have forged over the years and welcome an opportunity to earn your business and be able to keep you as a life-long customer. Please call or visit any of our locations and experience the difference Kuiken Brothers can make in your business.

While we have made every effort to portray each item in this catalog as accurately as possible, it may be that slight variations could occur, or that certain items may be discontinued. Always check current availability with a Kuiken salesperson.



HEADQUARTERS

FAIR LAWN, NJ
6-02 Fair Lawn Avenue | Tel: 201-796-2082

RESIDENTIAL BUILDING MATERIALS

FAIR LAWN, NJ
6-02 Fair Lawn Avenue | Tel: 201-796-2082

EMERSON, NJ
246 Kinderkamack Road | Tel: 201-262-6666

MIDLAND PARK, NJ
145 Lake Avenue | Tel: 201-652-1000

WANTAGE, NJ
175 Route 23 | Tel: 973-875-5106

SUCCASUNNA, NJ
33 Route 10 East | Tel: 973-968-7700

ROSELAND, NJ
14 Eisenhower Parkway | Tel: 973-226-5700

WARWICK, NY
33 South Street | Tel: 845-986-2255

NEWARK, NJ
500 Doremus Avenue | Tel: 973-638-7200

KITCHEN CABINETRY SHOWROOMS

EMERSON, NJ
235 Kinderkamack Road | Tel: 201-705-5804

SUCCASUNNA, NJ
31 Route 10 East | Tel: 973-968-7700

WANTAGE, NJ
175 Route 23 | Tel: 973-875-5106

WARWICK, NY
33 South Street | Tel: 845-986-2255

COMMERCIAL BUILDING MATERIALS

GARFIELD, NJ
485 River Drive | Tel: 973-772-0044

SUCCASUNNA, NJ
33 Route 10 East | Tel: 973-968-7700

EMERSON, NJ
246 Kinderkamack Road | Tel: 201-262-6666

NEWARK, NJ
500 Doremus Avenue | Tel: 973-638-7200

OUT-OF-STATE INQUIRIES

If you are ordering outside of NJ or NY,
please call 201-652-1912

www.KuikenBrothers.com
email: info@kuikenbrothers.com